

Introductory sub-table (I)(a)

Name of the Company: ECE INDUSTRIES LIMITED			
Scrip Code / Name of the scrip / class of security: BSE- 532491, NSE- ECEIND / Equity Share / N.A.			
Quarter ended: 31.03.2015			
Partly paid-up shares:-		No. of partly paid-up shares	As a % of total no. of shares of the company
Held by promoter/promoter group	0		0
Held by public	0		0
Total - D	0		0
Outstanding convertible securities:-		No. of outstanding convertible securities	As a % of total no. of shares of the company, assuming full conversion of the convertible securities
Held by promoter/promoter group	0		0
Held by public	0		0
Total - E	0		0
Warrants:-		No. of warrants	As a % of total no. of shares of the company, assuming full conversion of warrants
Held by promoter/promoter group	0		0
Held by public	0		0
Total - F	0		0
Total paid-up capital of the company, assuming full conversion of warrants and convertible securities		7725925	100.00






Table (I)(a)



★	Sub	Prom
---	-----	------

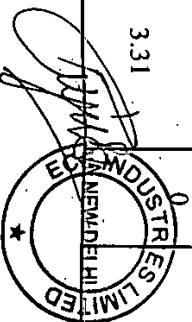
(C)	Shares held by Custodians and against which Depository Receipts have been issued							
1	Promoter and Promoter Group	0	0	0	0	0.00	N.A	N.A
2	Public	0	0	0	0	0.00	N.A	N.A
	Sub-Total (C)	0	0	0	0	0	N.A	N.A
	GRAND TOTAL (A)+(B)+(C)	4510	7725925	7556402	100.00	100.00	0	0.00



[illegible]

(D)(b) Statement showing holding of securities (including shares, warrants, convertible securities) of persons belonging to the category "Promoter and Promoter Group"

Sr. No.	Name of the shareholder	Details of Shares held		Encumbered shares (*)		Details of warrants		Details of convertible securities		Total shares (including underlying shares assuming full conversion of warrants and convertible securities) as a % of diluted share capital	
		Number of shares held	As a % of grand total (A) +(B) +(C)	No.	As a percentage (V)=(V)/(III)*100	As a % of grand total (A)+(B)+(C) of sub-clause (I)(a)	Number of warrants held	As a % of total number of warrants of the same class	Number of convertible securities held		As a % of total number of convertible securities of the same class
(i)	(ii)	(iii)	(iv)	(v)	(vi)=(v)/(iii)*100	(vii)	(viii)	(ix)	(x)	(xi)	(xii)
1	KUMAR MANGALAM BIRLA	6750	0.09	0	0.00	0.00		0		0	0
2	JAYASHREE MOHTA	11688	0.15	0	0.00	0.00		0		0	0
3	SAKATE KHAITAN	200	0.003	0	0.00	0.00		0		0	0
4	PRAKASH KUMAR MOHTA	1348158	17.45	0	0.00	0.00		0		0	0
5	ESSEL MINING AND INDUSTRIES LIMITED.	85730	1.11	0	0.00	0.00		0		0	0
6	BHIRAGACHA FINANCE COMPANY PRIVATE LTD	255482	3.31	0	0.00	0.00		0		0	0




7	JAYASHREE FINVEST PRIVATE LIMITED	449124	5.81	0	0.00		0.00												0
8	PARVATI TEA COMPANY PRIVATE LIMITED	2709997	35.08	0	0.00		0.00					0							0
	TOTAL	4867129	63.00	0	0.00		0.00		0		0		0						0

(*) The term "encumbrance" has the same meaning as assigned to it in regulation 28(3) of the SAST Regulations, 2011




(D)(c)(i) Statement showing holding of securities (including shares, warrants, convertible securities) of persons belonging to the category "Public" and holding more than 1% of the total number of shares

Sr. No.	Name of the shareholder	Number of shares held	Shares as a percentage of total number of shares {i.e., Grand Total (A)+(B)+(C) indicated in Statement at para (1)(a) above}	Details of warrants		Details of convertible securities		Total shares (including underlying shares assuming full conversion of warrants and convertible securities) as a % of diluted share capital
				Number of warrants held	As a % total number of warrants of the same class	Number of convertible securities held	% w.r.t total number of convertible securities of the same class	
1	THE ORIENTAL INSURANCE COMPANY LIMITED	343808	4.45					
2	HITESH RAMJI JAVERI	300000	3.88		0		0	
3	MEENA A KOTHARI	356000	4.61		0		0	
4	EOS MULTI STRATEGY FUND LTD.	211500	2.74		0		0	
5	SMIFS CAPITAL MARKETS LTD.	384500	4.98		0		0	
6	HARSHA HITESH JAVERI	90000	1.16		0		0	
TOTAL		1685808	21.82	0	0	0	0	0



PAC) belonging to the category “Public” and holding more than 5% of the total number of shares of the company: NIL


Sr. No.	Name(s) of the shareholder(s) and the Persons Acting in Concert (PAC) with them	Number of shares	Shares as a percentage of total number of shares {i.e., Grand Total (A)+(B)+(C) indicated in Statement at para (I)(a) above}	Details of warrants		Details of convertible securities		Total shares (including underlying shares assuming full conversion of warrants and convertible securities) as a % of diluted share capital
				Number of warrants	As a % total number of warrants of the same class	Number of convertible securities held	% w.r.t total number of convertible securities of the same class	
1			0.00		0		0	
2			0.00		0		0	
3			0.00		0		0	
4			0.00		0		0	
5			0.00		0		0	
6			0.00		0		0	
7			0.00		0		0	
8			0.00		0		0	
9			0.00		0		0	
10			0.00		0		0	
TOTAL		0	0.00	0	0	0	0	0



(p)(1)


Statement showing details of locked-in shares : NIL

Sr. No.	Name of the shareholder	Number of locked-in shares	Locked-in shares as a percentage of total number of shares {i.e., Grand Total (A)+(B)+(C) indicated in Statement at para (D)(a) above}
1			0.00
2			0.00
3			0.00
4			0.00
5			0.00
6			0.00
7			0.00
8			0.00
9			0.00
TOTAL		0	0.00



(II)(a) Statement showing details of Depository Receipts (DRs) : NIL

Sr. No.	Type of outstanding DR (ADRs, GDRs, SDRs, etc.)	Number of outstanding DRs	Number of shares underlying outstanding DRs	Shares underlying outstanding DRs as a percentage of total number of shares {i.e., Grand Total (A)+(B)+(C) indicated in Statement at para (I)(a) above}
1				0.00
2				0.00
3				0.00
4				0.00
5				0.00
6				0.00
7				0.00
8				0.00
9				0.00
TOTAL		0	0	0.00



by "promoter/promoter group" are in excess of 1% of the total number of shares NIL

Sr. No.	Name of the DR Holder	Type of outstanding DR (ADRs, GDRs, SDRs, etc.)	Number of shares underlying outstanding DRs	Shares underlying outstanding DRs as a percentage of total number of shares {i.e., Grand Total (A)+(B)+(C) indicated in Statement at para (I)(a) above}
1				0.00
2				0.00
3				0.00
4				0.00
5				0.00
6				0.00
7				0.00
8				0.00
9				
TOTAL			0	0.00

