


Introductory sub-table (1)(a)


Name of the Company: ECE INDUSTRIES LIMITED			
Scrip Code / Name of the scrip / class of security: BSE - 532491, NSE - ECEIND / Equity Share / N.A.			
Quarter ended: 30.06.2014			
Partly paid-up shares:-	No. of partly paid-up shares	As a % of total no. of partly paid-up shares	As a % of total no. of shares of the company
Held by promoter/promoter group	0		0
Held by public	0		0
Total - D	0		0
Outstanding convertible securities:-	No. of outstanding securities	As a % of total no. of outstanding convertible securities	As a % of total no. of shares of the company, assuming full conversion of the convertible securities
Held by promoter/promoter group	0		0
Held by public	0		0
Total - E	0		0
Warrants:-	No. of warrants	As a % of total no. of warrants	As a % of total no. of shares of the company, assuming full conversion of warrants
Held by promoter/promoter group	0		0
Held by public	0		0
Total - F	0		0
Total paid-up capital of the company, assuming full conversion of warrants and convertible securities			
	7725925	100.00	100.00





Statement Showing Shareholding Pattern

Table (I)(a)

Category code	Category of Shareholder	Number of Shareholders	Total number of shares	Number of shares held in dematerialized form	Total shareholding as a percentage of total number of shares		Number of Shares Pledged or other encumbered	As a per
					As a percentage of (A+B) ¹	As a percentage of (A+B+C)		
(I)	(II)	(III)	(IV)	(V)	(VI)	(VII)	(VIII)	(IX) = (VIII)
(A)	Shareholding of Promoter and							
1	Indian							
(a)	Individuals/ Hindu Undivided Family	4	993154	993154	12.85	12.85	0	0.00
(b)	Central Government/ State Government(s)	0	0	0	0.00	0.00	0	0.00
(c)	Bodies Corporate	4	3500333	3500333	45.31	45.31	0	0.00
(d)	Financial Institutions/ Banks	0	0	0	0.00	0.00	0	0.00
(e)	Trust	0	0	0	0.00	0.00	0	0.00
(e-i)		0			0.00	0.00	0	0.00
(e-ii)		0			0.00	0.00	0	0.00
	Sub Total(A)(I)	8	4493487	4493487	58.16	58.16	0	0.00
2	Foreign							
a	Individuals (Non-Residents Individuals/ Foreign Individuals)	0	0	0	0.00	0.00	0	0.00
b	Bodies Corporate	0	0	0	0.00	0.00	0	0.00
c	Institutions	0	0	0	0.00	0.00	0	0.00
d	Any Others(Specify)	0	0	0	0.00	0.00	0	0.00
d-i		0	0	0	0.00	0.00	0	0.00




Sr.No	Notes
1	
2	
3	
4	
5	
6	
7	
8	
9	



(D)(b) Statement showing holding of securities (including shares, warrants, convertible securities) of persons belonging to the category "Promoter and Promoter Group"

Sr. No.	Name of the shareholder	Details of Shares held		Encumbered shares (*)			Details of warrants		Details of convertible securities		Total shares (including under conversion of warrants and convertible securities as a % of diluted share capital)
		Number of shares held	As a % of grand total (A)+(B)+(C)	No.	As a percentage (VI)=(V)/(III)*100	As a % of grand total (A)+(B)+(C) of sub-clause (I)(a)	Number of warrants held	As a % total number of warrants of the same class	Number of convertible securities held	As a % total number of convertible securities of the same class	
1	KUMAR MANGALAM BIRLA	6750	0.09	0	0.00	0.00	0	0	0	0	(XII)
2	JAYASHREE MOHTA	11688	0.15	0	0.00	0.00	0	0	0	0	
3	SAKATE KHAITAN PRAKASH KUMAR MOHTA	200	0.003	0	0.00	0.00	0	0	0	0	
4	ESSEL MINING AND INDUSTRIES LIMITED.	85730	1.11	0	0.00	0.00	0	0	0	0	
5	BHIRAGACHA FINANCE COMPANY PRIVATE LTD	255482	3.31	0	0.00	0.00	0	0	0	0	




7	JAYASHREE FINVEST PRIVATE LIMITED	449124	5.81	0	0.00	0.00	0	0	0	0
8	PARVATI COMPANY PRIVATE LIMITED	2709997	35.08	0	0.00	0.00	0	0	0	0
TOTAL		4493487	58.16	0	0.00	0.00	0	0	0	0

(*) The term "encumbrance" has the same meaning assigned to it in regulation 28(3) of the SAST Regulations, 2011


(D)(c)(i) Statement showing holding of securities (including shares, warrants, convertible securities) of persons belonging to the category "Public" and holding more than 1% of the total number of shares

Sr. No.	Name of the shareholder	Number of shares held	Shares as a percentage of total number of shares {i.e., Grand Total (A)+(B)+(C) indicated in Statement at para (I)(a) above}	Details of warrants		Details of convertible securities		Total shares (including underlying securities) assuming conversion of warrants : convertible securities as a % of diluted share capital
				Number of warrants held	As a % total number of warrants of the same class	Number of convertible securities held	% w.r.t total number of convertible securities of the same class	
1	THE ORIENTAL INSURANCE COMPANY LIMITED	343808	4.45		0		0	
2	MOTILAL OSWAL FINANCIAL SERVICES LTD.	99152	1.28		0		0	
3	JAMUNA COMMODITIES PVT. LTD.	120000	1.55		0		0	
4	HITESH RAMJI JAVERI	300000	3.88		0		0	
5	ADONIS NIRYAT PRIVATE LIMITED	137745	1.78		0		0	
6	EOS MULTI STRATEGY FUND LTD.	211500	2.74		0		0	
7	SMIFS CAPITAL MARKETS LTD.	384500	4.98		0		0	
8	HARSHA HITESH JAVERI	90000	1.16		0		0	
9	MEENA A KOTHARI	356000	4.61					
TOTAL		2042705	26.44	0	0	0	0	0




(D)(c)(ii) Statement showing holding of securities (including shares, warrants, convertible securities) of persons (together with PAC) belonging to the category "Public" and holding more than 5% of the total number of shares of the company : NIL

Sr. No.	Name(s) of the shareholder(s) and the Persons Acting in Concert (PAC) with them	Number of shares	Shares as a percentage of total number of shares i.e., Grand Total (A)+(B)+(C) indicated in Statement at para (1)(a) above}	Details of warrants		Details of convertible securities		Total shares (including convertible securities) under assumption
				Number of warrants	As a % total number of warrants of the same class	Number of convertible securities held	% w.r.t total number of convertible securities of the same class	
1			0.00		0		0	
2			0.00		0		0	
3			0.00		0		0	
4			0.00		0		0	
5			0.00		0		0	
6			0.00		0		0	
7			0.00		0		0	
8			0.00		0		0	
9			0.00		0		0	
10			0.00		0		0	
TOTAL		0	0.00	0	0	0	0	




(D)(d) Statement showing details of locked-in shares : NIL

Sr. No.	Name of the shareholder	Number of locked-in shares	Locked-in shares as a percentage of total number of shares {i.e., Grand Total (A)+(B)+(C) indicated in Statement at p (D)(a) above}
1			0.00
2			0.00
3			0.00
4			0.00
5			0.00
6			0.00
7			0.00
8			0.00
9			0.00
TOTAL			0.00



(II)(a) Statement showing details of Depository Receipts (DRs) : NIL

Sr. No.	Type of outstanding DR (ADRs, GDRs, SDRs, etc.)	Number of outstanding DRs	Number of shares underlying outstanding DRs	Shares underlying outstanding DRs percentage of total number of shares {i.e., Grand Total (A)+(B)+(C) indic in Statement at para (I)(a) above}
1				0.00
2				0.00
3				0.00
4				0.00
5				0.00
6				0.00
7				0.00
8				0.00
9				0.00
TOTAL		0	0	0.00



(11)(b) Statement showing holding of Depository Receipts (DRs), where underlying shares held by "promoter/promoter group" are in excess of 1% of the total number of shares NIL

Sr. No.	Name of the DR Holder	Type of outstanding DR (ADRs, GDRs, SDRs, etc.)	Number of shares underlying outstanding DRs	Shares underlying outstanding DR percentage of total number of shares Grand Total (A)+(B)+(C) indicate Statement at para (I)(a) above}
1				0.00
2				0.00
3				0.00
4				0.00
5				0.00
6				0.00
7				0.00
8				0.00
9				0.00
TOTAL			0	0.00

