

Introductory sub-table (I)(a)

Name of the Company:

VINTRON INFORMATICS LIMITED


Script Code, Name of the scrip, class of security:

DSE: 122073; BSE: 517393; CSE: 10032155 (Equity Shares)

Quarter ended:

September 30, 2015

	No. of partly paid-up shares	As a % of total no. of partly paid-up shares	As a % of total no. of shares of the company
Partly paid-up shares:-			
Held by promoter/promoter group	0	#DIV/0!	0
Held by public	0	#DIV/0!	0
Total	0	#DIV/0!	0
Outstanding convertible securities:-		As a % of total no. of outstanding convertible securities	As a % of total no. of shares of the company, assuming full conversion of the convertible securities
Held by promoter/promoter group	0	#DIV/0!	0
Held by public	0	#DIV/0!	0
Total	0	#DIV/0!	0
Warrants:-		No. of warrants	As a % of total no. of warrants
Held by promoter/promoter group	0	#DIV/0!	0
Held by public	0	#DIV/0!	0
Total	0	#DIV/0!	0
Total paid-up capital of the company, assuming full conversion of warrants and convertible securities			
		78365800	100




Statement Showing Shareholding Pattern

Table (I)(a)


Category of Shareholder	Number of Shareholders	Total number of shares	Number of shares held in dematerialized form	Total shareholding as a percentage of total number of shares	As a percentage of off(A+B)	As a percentage of (A+B+C)	Number of shares	As a percentage (X) = (VIII)/(VII)*100
(I)	(II)	(III)	(IV)	(V)	(VI)	(VII)	(VIII)	(IX)
(A) Shareholding of Promoter and Promoter Group²								
1 Indian								
(a) Individuals/ Hindu Undivided Family	2	781700	781700	1.00	1.00	0.00		0.00
(b) Central Government/ State Government(s)	0	0	0	0.00	0.00	0.00		#DIV/0!
(c) Bodies Corporate	5	72560599	72560599	92.60	92.60	92.60		0.00
(d) Financial Institutions/ Banks	0	0	0	0.00	0.00	0.00		#DIV/0!
(e) Any Others(Specify)	0	0	0	0.00	0.00	0.00		#DIV/0!
(e-i)	0	0	0	0.00	0.00	0.00		#DIV/0!
(e-ii)	0	0	0	0.00	0.00	0.00		#DIV/0!
Sub Total(A)(1)	7	73342299	73341399	93.60	93.60	93.60	0	0.00
2 Foreign								
a Individuals (Non-Residents Individuals / Foreign Individuals)	0	0	0	0.00	0.00	0.00		#DIV/0!
b Bodies Corporate	0	0	0	0.00	0.00	0.00		#DIV/0!
c Institutions	0	0	0	0.00	0.00	0.00		#DIV/0!
d Qualified Foreign Investor	0	0	0	0.00	0.00	0.00		#DIV/0!
e Any Others(Specify)	0	0	0	0.00	0.00	0.00		#DIV/0!
e-i	0	0	0	0.00	0.00	0.00		#DIV/0!
e-ii	0	0	0	0.00	0.00	0.00		#DIV/0!
Sub Total(A)(2)	0	0	0	0.00	0.00	0.00	0	#DIV/0!
Total Shareholding of Promoter and Promoter Group (A)= (A)(1)+(A)(2)	7	73342299	73341399	93.60	93.60	93.60	0	0.00
(B) Public shareholding								
1 Institutions								
(a) Mutual Funds/ UTI	0	0	0	0.00	0.00	0.00		
(b) Financial Institutions/ Banks	0	0	0	0.00	0.00	0.00		
(c) Central Government/ State Government(s)	0	0	0	0.00	0.00	0.00		
(d) Venture Capital Funds	0	0	0	0.00	0.00	0.00		
(e) Insurance Companies	0	0	0	0.00	0.00	0.00		
(f) Foreign Institutional Investors	0	0	0	0.00	0.00	0.00		
(g) Foreign Venture Capital Investors	0	0	0	0.00	0.00	0.00		
(h) Qualified Foreign Investor	0	0	0	0.00	0.00	0.00		
(i) Any Other (specify)	0	0	0	0.00	0.00	0.00		
(i-ii)	0	0	0	0.00	0.00	0.00		
Sub-Total (B)(1)	0	0	0	0.00	0.00	0.00		

[Handwritten Signature]



B 2 Non-institutions									
(a)	Bodies Corporate		145	414978	412778	0.53	0.53		
(b)	Individuals					0.00	0.00		
I	Individuals - i. Individual shareholders holding nominal share capital up to Rs 1 lakh		11830	4061917	3081815	5.18	5.18		
II	Individual shareholders holding nominal share capital in excess of Rs. 1 lakh		0	0	0	0.00	0.00		
(c)	Qualified Foreign Investor		13	429195	228995	0.55	0.55		
(d)	Any Other (specify)		0	0	0	0.00	0.00		
(d-i)	Clearing House / Public Trusts		1	100	100	0.00	0.00		
(d-ii)	Corporate Bodies - OCB		1	500	500	0.00	0.00		
(d-iii)	Intermediary / Other Depository A/c		0	0	0	0.00	0.00		
(d-iv)	Hindu Undivided Family		86	105611	105611	0.13	0.13		
(d-v)	Clearing Members		4	1200	1200	0.00	0.00		
	Sub-Total (B)(2)		12080	5013501	3830999	6.40	6.40		
(E)	Total Public Shareholding (B)= (B)(1)+(B)(2)		12080	5013501	3830999	6.40	6.40		
	TOTAL (A)+(B)		12087	78355800	77172398	100.00	100.00		
(C)	Shares held by Custodians and against which Depository Receipts have been issued								
1	Promoter and Promoter Group		0	0	0	0.00	0.00		#DIV/0!
2	Public		0	0	0	0.00	0.00		
	Sub-Total (C)		0	0	0	0	0		
	GRAND TOTAL (A)+(B)+(C)		12087	78355800	77172398	100.00	100.00	0	0.00


[Handwritten Signature]



(1)(b) Statement showing holding of securities (including shares, warrants, convertible securities) of persons belonging to the category "Promoter and Promoter Group"

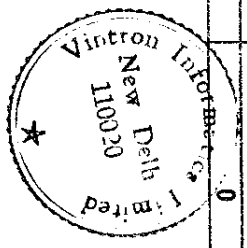
Sr. No.	Name of the shareholder	Details of Shares held			Encumbered shares (*)		Details of warrants		Details of convertible securities		Total shares (including underlying shares assuming full conversion of warrants and convertible securities) as a % of diluted share capital
		Number of shares held	As a % of grand total (A)+(B)+(C)	No.	As a percentage (VI)=(V)/(III)*	As a % of grand total (A)+(B)+(C) of sub-clause (I)(a)	Number of warrants held	As a % total number of warrants of the same class	Number of convertible securities held	As a % total number of convertible securities of the same class	
(i)	(ii)	(iii)	(iv)	(v)	(vi)=(v)/(iii)*	(vii)	(viii)	(ix)	(x)	(xi)	(xii)
1	Uma Gupta	328800	0.42%	0	0.00	0.00	0	#DIV/0!	0	#DIV/0!	
2	R. K. Gupta	452900	0.58%	0	0.00	0.00	0	#DIV/0!	0	#DIV/0!	
3	Vintron Computers Pvt. Ltd.	900	0.00%	0	0.00	0.00	0	#DIV/0!	0	#DIV/0!	
4	Vintron Electronics Limited	4170	0.01%	0	0.00	0.00	0	#DIV/0!	0	#DIV/0!	
5	Ritika Electronics Pvt. Ltd.	23000	0.03%	0	0.00	0.00	0	#DIV/0!	0	#DIV/0!	
6	Vintron Computers Pvt. Ltd.	32529	0.04%	0	0.00	0.00	0	#DIV/0!	0	#DIV/0!	
7	Goodworth Build Invest Private Limited	72500000	92.53%	0	0.00	0.00	0	#DIV/0!	0	#DIV/0!	
TOTAL		733422299	93.60%	0	0	0	0	#DIV/0!	0	#DIV/0!	0

(*) The term "encumbrance" has the same meaning as assigned to it in regulation 28(3) of the SAST Regulations, 2011




(9)(c)(i) Statement showing holding of securities (including shares, warrants, convertible securities) of persons belonging to the category "Public" and holding more than 1% of the total number of shares

Sr. No.	Name of the shareholder	Number of shares held	Shares as a percentage of total number of shares {i.e., Grand Total (A)+(B)+(C) indicated in Statement at para (1)(a) above}	Details of warrants			Details of convertible securities		Total shares (including underlying shares assuming full conversion of warrants and convertible securities) as a % of diluted share capital
				Number of warrants held	As a % total number of warrants of the same class	Number of convertible securities held	% w.r.t total number of convertible securities of the same class		
1		0	0.00	0	#DIV/0!	0	#DIV/0!		
2		0	0.00	0	#DIV/0!	0	#DIV/0!		
3		0	0.00	0	#DIV/0!	0	#DIV/0!		
4		0	0.00	0	#DIV/0!	0	#DIV/0!		
5		0	0.00	0	#DIV/0!	0	#DIV/0!		
6		0	0.00	0	#DIV/0!	0	#DIV/0!		
7		0	0.00	0	#DIV/0!	0	#DIV/0!		
8		0	0.00	0	#DIV/0!	0	#DIV/0!		
9		0	0.00	0	#DIV/0!	0	#DIV/0!		
10		0	0.00	0	#DIV/0!	0	#DIV/0!		
TOTAL		0	0.00	0	#DIV/0!	0	#DIV/0!	0	





(1)(c)(ii) Statement showing holding of securities (including shares, warrants, convertible securities) of persons (together with PAC) belonging to the category "Public" and holding more than 5% of the total number of shares of the company

Sr. No.	Name(s) of the shareholder(s) and the Persons Acting in Concert (PAC) with them	Number of shares	Shares as a percentage of total number of shares (i.e., Grand Total (A)+(B)+(C) indicated in Statement at para (1)(a) above)	Details of warrants		Details of convertible securities		Total shares (including underlying shares assuming full conversion of warrants and convertible securities) as a % of diluted share capital
				Number of warrants	As a % total number of warrants of the same class	Number of convertible securities held	% w.r.t total number of convertible securities of the same class	
1		0	0.00	0	#DIV/0!	0	#DIV/0!	
2		0	0.00	0	#DIV/0!	0	#DIV/0!	
3		0	0.00	0	#DIV/0!	0	#DIV/0!	
4		0	0.00	0	#DIV/0!	0	#DIV/0!	
5		0	0.00	0	#DIV/0!	0	#DIV/0!	
6		0	0.00	0	#DIV/0!	0	#DIV/0!	
7		0	0.00	0	#DIV/0!	0	#DIV/0!	
8		0	0.00	0	#DIV/0!	0	#DIV/0!	
9		0	0.00	0	#DIV/0!	0	#DIV/0!	
10		0	0.00	0	#DIV/0!	0	#DIV/0!	
TOTAL		0	0.00	0	#DIV/0!	0	#DIV/0!	0



(l)(d) Statement showing details of locked-in shares

Sr. No.	Name of the shareholder	Number of locked-in shares	Locked-in shares as a percentage of total number of shares (i.e., Grand Total (A)+(B)+(C) indicated in Statement at para (l)(a) above)
1			0.00
2			0.00
3			0.00
4			0.00
5			0.00
6			0.00
7			0.00
8			0.00
9			0.00
TOTAL		0	0.00

(ii)(a) Statement showing details of Depository Receipts (DRs)

Sr. No.	Type of outstanding DR (ADRs, GDRs, SDRs, etc.)	Number of outstanding DRs	Number of shares underlying outstanding DRs	Shares underlying outstanding DRs as a percentage of total number of shares {i.e., Grand Total (A)+(B)+(C) indicated in Statement at para (i)(a) above}
1		0	0	0.00
2		0	0	0.00
3		0	0	0.00
4		0	0	0.00
5		0	0	0.00
6		0	0	0.00
7		0	0	0.00
8		0	0	0.00
9		0	0	0.00
TOTAL		0	0	0.00

[Handwritten signature]



(ii)(b) Statement showing holding of Depository Receipts (DRs), where underlying shares held by "promoter/promoter group" are in excess of 1% of the total number of shares

Sr. No.	Name of the DR Holder	Type of outstanding DR (ADRs, GDRs, SDRs, etc.)	Number of shares underlying outstanding DRs	Shares underlying outstanding DRs as a percentage of total number of shares (i.e., Grand Total (A)+(B)+(C) indicated in Statement at para (i)(a) above)
1		0	0	0.00
2		0	0	0.00
3		0	0	0.00
4		0	0	0.00
5		0	0	0.00
6		0	0	0.00
7		0	0	0.00
8		0	0	0.00
9		0	0	0.00
TOTAL		0	0	0.00

