

(I)(a) Introductory sub-table (I)(a)

=====
Name of the Company : ANAND PROJECTS LIMITED
Scrip Code, Name of the scrip, class of security : 501630


=====
Quarter ended : 30/06/2015
=====

Partly paid-up shares:-	No. of partly paid-up shares	As a % of total no. of partly paid-up shares	As a % of total no. of shares of the company
Held by promoter/promoters group	NIL	NIL	NIL
Held by public	NIL	NIL	NIL
Total - D	NIL	NIL	NIL

Outstanding convertible securities:-	No. of outstanding securities	As a % of total No. of outstanding convertible securities	As a % of total no. of shares of the company, assuming full conversion of the convertible securities
Held by promoter/promoter group	NIL	NIL	NIL
Held by public	NIL	NIL	NIL
Total - E	NIL	NIL	NIL

Warrants:-	No. of warrants	As a % of total no. of warrants	As a % of total no. of shares of the company, assuming full conversion of warrants
Held by promoter/promoter group	NIL	NIL	NIL
Held by public	NIL	NIL	NIL
Total - F	NIL	NIL	NIL

=====
Total paid-up capital of the company assuming full conversion of warrants and convertible securities 934290
=====



Quarter ended on : 30/06/2015


Category of shareholder	Number of share holders	Total number of shares	Number of shares held in as a % of total denaturalized form	Total shareholding number of shares A+B	Shares Fledged or otherwise encumbered No. of shares	As % of total shares
A Shareholding of Promoter and Promoter Group						
I Indian						
a Individuals/HUFs	1	700416	700416	74.97	74.97	0
b Central Govt./State Govt.	0	0	0	0.00	0.00	0
c Bodies Corporate	0	0	0	0.00	0.00	0
d Financial Institutions/Banks	0	0	0	0.00	0.00	0
Sub Total : A 1	1	700416	700416	74.97	74.97	0
2 Foreign						
a Individuals(NRI/Foreign Individuals)	0	0	0	0.00	0.00	0
b Bodies Corporate	0	0	0	0.00	0.00	0
c Institutions	0	0	0	0.00	0.00	0
d Qualified Foreign Investor	0	0	0	0.00	0.00	0
e Any Other(specify)	0	0	0	0.00	0.00	0
Sub Total : A 2	0	0	0	0.00	0.00	0
Sub Total : A	1	700416	700416	74.97	74.97	0
B Public shareholding						
1 Institutions						
a Mutual Funds/UTI	0	0	0	0.00	0.00	0
b Financial Institutions/Banks	0	0	0	0.00	0.00	0
c Central Govt./State Govt.	0	0	0	0.00	0.00	0
d Venture Capital Funds	0	0	0	0.00	0.00	0
e Insurance Companies	0	0	0	0.00	0.00	0
f Foreign Institutional Investor	0	0	0	0.00	0.00	0
g Foreign Venture Capital Investor	0	0	0	0.00	0.00	0
h Qualified Foreign Investor	0	0	0	0.00	0.00	0
i Any other	0	0	0	0.00	0.00	0
Sub Total : B 1	0	0	0	0.00	0.00	0
2 Non-Institutions						
a Bodies Corporate	3	66314	20000	7.10	7.10	0
b1 Ind-Hold nominal shr capital upto Rs.11	78	83410	19647	8.93	8.93	0
b11 Ind-Hold nominal shr capital in excess	3	76824	11952	3.22	3.22	0
c Qualified Foreign Investor	0	0	0	0.00	0.00	0
d Any Other	0	0	0	0.00	0.00	0
d01 Others	0	0	0	0.00	0.00	0
d02 Clearing member	0	0	0	0.00	0.00	0
d03 NRIs	3	7326	0	0.78	0.78	0
d04 NRI Corp Bodies	0	0	0	0.00	0.00	0
d05 Foreign Corp Bodies (Including FDI)	0	0	0	0.00	0.00	0
d06 Customers	0	0	0	0.00	0.00	0
d07 Suppliers	0	0	0	0.00	0.00	0
d08 Foreign Nationals	0	0	0	0.00	0.00	0
d09 Trusts	0	0	0	0.00	0.00	0
d10 Foreign (Promoters)	0	0	0	0.00	0.00	0
d11 Directors	0	0	0	0.00	0.00	0
d12 Directors Relatives	0	0	0	0.00	0.00	0
d13 Foreign Individuals (Including FDI)	0	0	0	0.00	0.00	0
Sub total : B 2	87	234574	51647	25.03	25.03	0
Sub total : B	87	234574	51647	25.03	25.03	0



Quarter ended on : 30/06/2015

Category of shareholder	Number of share holders	Total number of shares	Number of shares denaturalized form	Total shareholding in as a % of total number of shares A+B+C	Shares Pledged or otherwise encumbered No. of shares	As a percentage
Sub Total : B	37	233874	51597	25.03	0	0.00
Total of A + B	88	934270	752015	100.00	0	0.00
C Shares held by Custodians and against which Depository receipt have been issued						
1 Promoters and Promoter Group	0	0	0	0.00	0	0.00
2 Public	0	0	0	0.00	0	0.00
Sub Total C	0	0	0	0.00	0	0.00
Sub Total I C	0	0	0	0.00	0	0.00

Total of A + B + C	88	934270	752015	100.00	100.00	0	0.00
--------------------	----	--------	--------	--------	--------	---	------



(1)(b) Statement showing holding of securities (including shares, warrants, convertible securities) of persons belonging to the category - Promoter and Promoter Group

Sr.No	Name of the shareholder	Details of Shares held		Encumbered shares (*)		Details of warrants		Details of convertible securities		Tot shares (including underlying shares assuming full conversion of warrants and convertible securities) as a % of diluted share capital
		No of shares held	As a % of grand total (A) + (B) + (C)	No.	As a %	No of warrants held	As a % of total Number of warrants of the same class	No of convertible securities held	As a % of convertible securities of the same class	
1	HEMANT PANFALIA	700416	74.97	0	0.00	0	0.00	0	0.00	0.00
	Total :	700416	74.97	0	0.00	0	0.00	0	0.00	0.00

(*) The term encumbrance has the same meaning as assigned to it in regulation 28(3) of the SAST Regulations, 2011




(iii)(1) Statement showing holding of securities (including shares, warrants, convertible securities) of persons belonging to the category - Public and holding more than 1% of the total number of shares

Sl. No. of the Shareholder	NO OF SHARES HELD OF SHARES (I.E. GRAND TOTAL (A)+(B)+(C) indicated in Statement at para (i)(a) above)	Details of Warrants		Details of convertible securities		Total shares including underlying shares assuming full conversion of warrants and convertible securities) as a % of diluted share capital
		No of warrants held	As a % Total Warrants of the same Class	No of convertible securities	% W.P.F. convertible securities	
1 ARMS SECURITIES PVT. LTD.	20000	0	0.00	0	0.00	0.00
2 BALASHRI COMMERCIAL LIMITED	45900	0	0.00	0	0.00	0.00
3 CHANDRAMANIBEN R. PATEL	43884	0	0.00	0	0.00	0.00
4 PRAKASHBHAI K VAGHELA	11952	0	0.00	0	0.00	0.00
5 SHAILESH R. PATEL	20988	0	0.00	0	0.00	0.00
Total :	142724	0	0.00	0	0.00	0.00



Statement showing details of locked-in shares

SrNo	Name of the shareholder	Number of Locked-in shares	Locked-in shares as a percentage of total number of shares (i.e., Grand Total (A)+(B)+(C) indicated in Statement at Para (D)(a) above)	Promoter / Promoter Group / Public
1		0	0.00	
Total :		0	0.00	



(i)(ii) Statement showing holding of securities (including shares, warrants, convertible securities) of persons (together with PAC) belonging to the category - Public and holding more than 5% of the total number of shares of the company

Sr. Name(s) of the shareholder(s) No. and the Persons Acting in Concert (PAC) with them	No of shares	Shares as a % of tot no of shares (i.e. Grand total (A)+(B)+(C) indicated in Statement at para (i)(a) above)	Details of warrants	No of warrants	As a % Total	Mo of convertib . held	% w.r.t total no. of convertible securities	Details of convertible securities	Total shares (including underlying shares assuming full conversion of warrants and convertible securities) as a % of diluted share capital
1	0	0.00	0	0.00	0	0	0.00	0	0.00
Total :	0	0.00	0	0.00	0	0	0.00	0	0.00



(iii) Statement showing details of Depository Receipts

Sl. No.	Type of Outstanding DR	ADRs, GDRs, etc.	No of outstanding DRs	No of shares underlying outstanding DRs	Shares underlying outstanding DRs as a % of total shares (i.e. Grand percentage of total)
1			0	0	0.00
Total :			0	0	0.00

Total (A) + (B) + (C) indicated in Statement at Para (I)(a) above



(iii) Statement showing Holding of Depository Receipts (DRs): Where underlying shares held by - Promoter/ Projector Group, are in excess of 1% of the total number of shares

Sr. No.	Name of the DR Holder	Type of outstanding DR ADRs-EDRs, SDRs etc.)	No of shares underlying outstanding DRs	Shares underlying outstanding DRs as a percentage of total Number of Shares (i.e. Grand Total (A) + (B) + (C) Indicated in Statement at para (i)(a) above?
1		0	0	0.00
Total :				0.00

