




(1)(a) STATEMENT SHOWING SHAREHOLDING PATTERN IN CLAUSE-35			
NAME OF THE COMPANY: ADC INDIA COMMUNICATIONS LIMITED			
SCRIP CODE:	Name of the Scrip:		
523411			
Class of Security:			
QUARTER ENDED:	30/06/2015		
Partly paid-up shares	No. of partly paid-up shares	As a % of total no. of partly paid-up shares	As a % of total no. of shares of the Company.
Held by promoter/promoter group	0	0	0
Held by Public	0	0	0
Total:	0	0	0
Outstanding convertible securities:	No. of outstanding securities	As a % of total no. of outstanding convertible securities.	As a % of total no. of shares of the Company assuming full conversion of the convertible securities
Held by promoter/promoter group	0	0	0
Held by Public	0	0	0
Total:	0	0	0
Warrants:	No. of warrants	As a % of total no. of warrants	As a % of total no. of shares of the Company, assuming full conversion of warrants
Held by promoter/promoter group	0	0	0
Held by Public	0	0	0
Total:	0	0	0
Total paid-up capital of the Company, assuming full conversion of warrants and convertible securities	4600000	0	100.00



CATEGORY CODE	CATEGORY OF SHAREHOLDER (ii)	NO OF SHAREHOLDERS (iii)	TOTAL NUMBER OF SHARES (iv)	NO OF SHARES HELD IN DEMATERIALIZED FORM (v)	TOTAL SHAREHOLDING AS A % OF TOTAL NO. OF SHARES		SHARES PLEDGE OR OTHERWISE ENCUMBERED	
					As a Percentage of (A+B) (vi)	As a Percentage of (A+B+C) (vii)	NUMBER OF SHARES (viii)	[(IX)-(VIII)/(IV)*100]
(A)	PROMOTER AND PROMOTER GROUP							
(1)	INDIAN							
(a)	Individual / HUF	0	0	0	0.00	0.00	0	0.00
(b)	Central Government/State Government(s)	0	0	0	0.00	0.00	0	0.00
(c)	Bodies Corporate	0	0	0	0.00	0.00	0	0.00
(d)	Financial Institutions / Banks	0	0	0	0.00	0.00	0	0.00
(e)	Others	0	0	0	0.00	0.00	0	0.00
	Sub-Total A(1) :	0	0	0	0.00	0.00	0	0.00
(2)	FOREIGN							
(a)	Individuals (NRIs/Foreign Individuals)	3	3104360	3104360	67.49	67.49	0	0.00
(b)	Bodies Corporate	0	0	0	0.00	0.00	0	0.00
(c)	Institutions	0	0	0	0.00	0.00	0	0.00
(d)	Qualified Foreign Investor	0	0	0	0.00	0.00	0	0.00
(e)	Others	0	0	0	0.00	0.00	0	0.00
	Sub-Total A(2) :	3	3104360	3104360	67.49	67.49	0	0.00
	Total A=A(1)+A(2)	3	3104360	3104360	67.49	67.49	0	0.00
(B)	PUBLIC SHAREHOLDING							
(1)	INSTITUTIONS							
(a)	Mutual Funds / UTI	4	700	0	0.02	0.02	0	0.00
(b)	Financial Institutions / Banks	4	380	280	0.01	0.01	0	0.00
(c)	Central Government / State Government(s)	0	0	0	0.00	0.00	0	0.00
(d)	Venture Capital Funds	0	0	0	0.00	0.00	0	0.00
(e)	Insurance Companies	0	0	0	0.00	0.00	0	0.00
(f)	Foreign Institutional Investors	0	0	0	0.00	0.00	0	0.00
(g)	Foreign Venture Capital Investors	0	0	0	0.00	0.00	0	0.00
(h)	Qualified Foreign Investor	0	0	0	0.00	0.00	0	0.00
(i)	Others	0	0	0	0.00	0.00	0	0.00
	Sub-Total B(1) :	8	1080	280	0.02	0.02	0	0.00
(2)	NON-INSTITUTIONS							
(a)	Bodies Corporate	164	342077	357777	7.44	7.44	0	0.00
(b)	Individuals							
	(i) Individuals holding nominal share capital upto Rs.1 lakh	4865	1034099	955086	22.48	22.48	0	0.00
	(ii) Individuals holding nominal share capital in excess of Rs.1 lakh	5	70620	70620	1.54	1.54	0	0.00
(c)	CLEARING MEMBERS	10	6486	6486	0.14	0.14	0	0.00
	NON RESIDENT INDIANS	39	41278	41078	0.90	0.90	0	0.00
(d)	Qualified Foreign Investor	0	0	0	0.00	0.00	0	0.00
	Sub-Total B(2) :	5083	1494560	1412047	32.49	32.49	0	0.00



CATEGORY CODE	CATEGORY OF SHAREHOLDER (i)	NO OF SHAREHOLDERS (iii)	TOTAL NUMBER OF SHARES (iv)	NO OF SHARES HELD IN DEMATERIALIZED FORM (v)	TOTAL SHAREHOLDING AS A % OF TOTAL NO OF SHARES			SHARES PLEDGE OR OTHERWISE ENCUMBERED
					AS a PERCENTAGE of (A+B) (vi)	AS a PERCENTAGE of (A+B+C) (vii)	NUMBER OF SHARES AS a PERCENTAGE (ix)=(viii)/(iv)*100 (viii)	
(1)	Total B=B(1)+B(2) :	5091	1495640	1412327	32.51	32.51		
(2)	Total (A+B) :	5094	4600000	4516687	100.00	100.00		
(C)	Shares held by custodians, against which Depository Receipts have been issued							
(1)	Promoter and Promoter Group	0	0	0	0.00	0.00		
(2)	Public	0	0	0	0.00	0.00		
	GRAND TOTAL (A+B+C) :	5094	4600000	4516687	100.00	100.00	0	
							0.00	




(I)(b) Statement showing holding of securities (including shares, warrants, convertible securities) of persons belonging to the category "Promoter and Promoter Group"												
Sr.No	Name of the Shareholder	Details of Shares held			Encumbered shares (*)			Details of Warrants		Details of convertible securities		Total Shares (including underlying shares assuming full conversion of warrants and convertible securities) as a % of diluted share capital
		No. of Shares held (III)	As a % of grand total (A)+(B)+(C) (IV)	Pledge Shares (V)	AS a percentage (VI)=(V)/(III)*100 (VI)	AS a % of grand total (A) + (B) + (C) of sub-clause (I)(a) (VII)	Number of warrants held (VIII)	As a % total number of warrants of the same class (IX)	Number of convertible securities held (X)	As a % total number of convertible securities of the same class (XI)	(XII)	
1	ADC GMBH	3080824	66.97	0	0.00	0.00	0	0.00	0	0.00	0	66.97
2	TE CONNECTIVITY LTD	18569	0.40	0	0.00	0.00	0	0.00	0	0.00	0	0.40
3	ADC TELE COMMUNICATIONS INC	4967	0.11	0	0.00	0.00	0	0.00	0	0.00	0	0.11
	TOTAL :	3104360	67.49	0	0.00	0.00	0	0.00	0	0.00	0	67.49




(1)(c)(i) Statement showing holding of securities (including shares, warrants, convertible securities) of persons belonging to the category "Public" and holding more than 1% of the total number of shares						
Sr.No.	Name of the shareholder	Number of shares held	Shares as a percentage of total number of shares (i.e., Grant total (A)+(B)+(C) indicated in Statement at para (1)(a) above)	Details of warrants		Total shares (including underlying shares assuming full conversion of warrants and convertible securities) as a % of diluted share capital)
				Number of warrants held	As a % total number of warrants of the same class	
				Details of convertible securities		
				Number of convertible securities held	% w.r.t total number of securities of the same class	
1	RAJASTHAN GLOBAL SECURITIES LIMITED	250793	5.45	0	0.00	0.00
TOTAL :				250793	0	0.00
						5.45



(I)(c)(ii) Statement showing holding of securities (including shares, warrants, convertible securities) of persons (together with PAC) belonging to the category "Public" and holding more than 5% of the total number of shares of the company						
Sr.No.	Name(s) of the shareholder(s) and the Persons Acting in Concert (PAC) with shares held	Number of shares held	Shares as a percentage of total number of shares (i.e., Grant total (A)+(B)+(C) indicated in Statement at para (i)(a) above)	Details of warrants		Total shares (including underlying shares assuming full conversion of warrants and convertible securities) as a % of diluted share capital
				Number of warrants held	As a % total number of warrants of the same class	
				Details of convertible securities		
				Number of convertible securities held	% w.r.t total number of convertible securities of the same class	
1	RAJASTHAN GLOBAL SECURITIES LIMITED	250793	5.45	0	0.00	5.45
TOTAL :				0	0.00	5.45



STATEMENT SHOWING DETAILS OF LOCKED-IN SHARES"			
(1)(d)			
		Number of locked-in shares	Locked-in shares as a (%) percentage of total number of shares {i.e, Grand Total (A)+(B)+(C) Indicated in Statement at para (1)(a) above}
Sr.No.	Name of the shareholder		Promoter/Promoter Group/Public
		0	0
	TOTAL :		



STATEMENT SHOWING DETAILS OF DEPOSITORY RECEIPTS (DRS)			
(ii)(a)			
Sr.No.	Type of outstanding DR (ADRs,GDRs,SDRs,etc.)	Number of outstanding DRS	Number of shares underlying outstanding DRS
		0	0
TOTAL :		0	0



Statement showing Holding of Depository Receipts (DRs), where underlying shares held by "Promoter/Promoter group" are in excess of 1% of the total number shares.				
(II)(b)		Type of outstanding DR (ADRs, GDRs, SDRs, etc.)	Number of shares underlying outstanding DRs	Shares underlying outstanding DRs as a percentage of total number of shares (i.e., Grand Total (A)+(B)+(C) indicated in Statement at para(I)(a) above)
Sr.No.	Name of the DR Holder			
TOTAL :			0	0

