




DYNACONS
Technologies Ltd.

L72900MH2009PLC191412

(I)(a) Statement showing Shareholding Pattern

Statement Showing Shareholding Pattern as on 30th June, 2014			
Name of Company : DYNACONS TECHNOLOGIES LTD			
Script Code : BSE 534674			
NSE DYNATECH			
Class of security: Equity			
Partly paid-up shares:-	No. of partly paid-up shares	As a % of total no. of partly paid-up Shares	As a % of total no. of shares of the company
Held by promoter/promoter group	NIL	NIL	NIL
Held by public	NIL	NIL	NIL
Total	NIL	NIL	NIL
Outstanding convertible securities:-	No. of outstanding securities	As a % of total no. of outstanding convertible securities	As a % of total no. of shares of the company, assuming full conversion of the convertible securities
Held by promoter/promoter group	NIL	NIL	NIL
Held by public	NIL	NIL	NIL
Total	NIL	NIL	NIL
Warrants:-	No. of warrants	As a % of total no. of warrants	As a % of total no. of shares of the company, assuming full conversion of Warrants
Held by promoter/promoter group	NIL	NIL	NIL
Held by public	NIL	NIL	NIL
Total (F)	NIL	NIL	NIL
Total paid-up capital of the company, assuming full conversion of warrants convertible securities Total (A+B+C+D+E+F)	78423100		100



Concept to Commissioning *and beyond...*



DYNACONS
Technologies Ltd.

L72900MH2009PLC191412

Statement Showing Shareholding Pattern as on June 30, 2014
Name of Company : DYNACONS TECHNOLOGIES LTD
Script Code : BSE : DYNATECH
NSE : 534674


Sr. No	Category of shareholder	No. of shareholders	Total no. of shares	Number of shares held in dematerialized form	Total shareholding as a percentage of total number of shares	Shares Pledged or otherwise encumbered	
						As a percentage of (A+B)	Number of Shares
A							
1 INDIAN							
(a)	Individuals/ HUFs	9	12,832,684	12,832,684	16.36	0	0
(b)	Central Govt./ State Govts	0	0	0	0.00	0	0
(c)	Bodies Corporate	2	15,347,968	15,347,968	19.57	0	0
(d)	Financial Institutions/ Banks	0	0	0	0.00	0	0
(e)	Any other (specify)	0	0	0	0.00	0	0
	Sub Total A (1)	11	28,180,652	28,180,652	35.93	0	0
2 FOREIGN							
(a)	Individuals (Non- Resident Individuals/Foreign Individuals)	0	0	0	0.00	0	0
(b)	Bodies Corporate	0	0	0	0.00	0	0
(c)	Institutions	0	0	0	0.00	0	0
(d)	Any other (specify)	0	0	0	0.00	0	0
	Sub Total A(2)	0	0	0	0.00	0	0
	Total Shareholding of Promoter group A(1+2)	11	28,180,652	28,180,652	35.93	0	0
B PUBLIC SHAREHOLDING							
1 INSTITUTIONS :							
(a)	Mutual Funds /UTI	0	0	0	0.00	0	0
(b)	Financial Institutions/ Banks	0	0	0	0.00	0	0
(c)	Central Government/State Government (s)	0	0	0	0.00	0	0
(d)	Venture Capital Funds	0	0	0	0.00	0	0
(e)	Insurance Companies	0	0	0	0.00	0	0
(f)	Foreign Institutional Investors	0	0	0	0.00	0	0
(g)	Foreign Institutional Capital Investors	0	0	0	0.00	0	0
(h)	Any other	0	0	0	0.00	0	0
(h1)	NRI Banks	0	0	0	0.00	0	0
	SUBTOTAL(B)(1)	0	0	0	0.00	0	0

Concept to Commissioning and Beyond...

78, Ratnajyot Industrial Estate, Irla Lane, Vile Parle (W), Mumbai - 400 056.

Tel.: 6688 9900/2671 4494 Fax : 2671 6641.


E-mail: sales@dynacons.com Visit us at : www.dynacons.com



(1)(b) Statement showing holding of securities (including shares, warrants, convertible securities) of persons belonging to the category "Promoter and Promoter Group".

Sr. No.	Name of the shareholder	PAN of the Shareholder First Five Characters Next 4 Numbers and last is 1 Character	Details of Shares held		Encumbered shares (*)		Details of warrants		Details of convertible securities		Total shares (including underlying shares assuming full conversion of warrants and convertible securities) as a % of diluted share capital	
			Number of shares held	As a % of grand total (A) + (B) + (C)	No.	As a percentage (A)+(B)+(C) of sub-clause (I)(a)	Number of warrants held	As a % total number of warrants of the same class	Number of convertible securities held	As a % total number of convertible securities of the same class		
(I)	(II)		(III)	(IV)	(V)	(VI)	(VII)	(VIII)	(IX)	(X)	(XI)	(XII)
1	SHRISH M. ANJARIA	AABPA5092M	2707212	3.45	0	0	0	0	0	0	0	0
2	IDHARMESH S. ANJARIA	ADEPA6462H	2671750	3.41	0	0	0	0	0	0	0	0
3	PARAG J. DALAL	AABPD7581Q	2604100	3.32	0	0	0	0	0	0	0	0
4	NILAM S. ANJARIA	AEPPA9386Q	1894321	2.42	0	0	0	0	0	0	0	0
5	JIGNA D. ANJARIA	AACPP1095Q	982222	1.25	0	0	0	0	0	0	0	0
6	DEVANGI PARAG DALAL	AAMPD3071C	1009800	1.29	0	0	0	0	0	0	0	0
7	HASUMATI DALAL	AIGPD1485L	486125	0.62	0	0	0	0	0	0	0	0
8	SHRISH M. ANJARIA (H.U.F.)	AASHS1237B	26574	0.03	0	0	0	0	0	0	0	0
9	TRIGEM INFOSOLUTIONS LIMITED	AACCT2344R	348568	0.44	0	0	0	0	0	0	0	0
10	PARAG J. DALAL (H.U.F.)	AALHP2031H	450560	0.57	0	0	0	0	0	0	0	0
11	DYNACONS SYSTEMS & SOLUTIONS LTD	AABCD1621Q	14999400	19.13	0	0	0	0	0	0	0	0
TOTAL			28180652	35.93	0	0	0	0	0	0	0	0

(*) The term "encumbrance" has the same meaning as assigned to it in regulation 28(3) of the SAST Regulations, 2011




(1)(c)(i) Statement showing holding of securities (including shares, warrants, convertible securities) of persons belonging to the category "Public" and holding more than 1% of the total number of shares

Sr. No.	Name of the shareholder	PAN of Shareholders	Number of shares held	Shares as a percentage of total number of shares {i.e., Grand Total (A)+(B)+(C) indicated in Statement at para (1)(a) above}	Details of warrants		Details of convertible securities		Total shares (including underlying shares assuming full conversion of warrants and convertible securities) as a % of diluted share capital
					Number of warrants held	As a % total number of warrants of the same class	Number of convertible securities held	% w.r.t total number of convertible securities of the same class	
1	Arun Govil	AKVPG8378A	19000000	24.23	0	0	0	0	0
2	Ashwani Kumar	AGTPK4921H	1079588	1.38	0	0	0	0	0
TOTAL			20079588	25.60	0	0	0	0	0

(1)(c)(ii) Statement showing holding of securities (including shares, warrants, convertible securities) of persons (together with PAC) belonging to the category "Public" and holding more than 5% of the total number of shares of the company

Sr. No.	Name(s) of the shareholder(s) and the Persons Acting in Concert (PAC) with them	PAN of Shareholders	Number of shares	Shares as a percentage of total number of shares {i.e., Grand Total (A)+(B)+(C) indicated in Statement at para (1)(a) above}	Details of warrants		Details of convertible securities		Total shares (including underlying shares assuming full conversion of warrants and convertible securities) as a % of diluted share capital
					Number of warrants held	As a % total number of warrants of the same class	Number of convertible securities held	% w.r.t total number of convertible securities of the same class	
1	Arun Govil	AKVPG8378A	19000000	24.23	0	0	0	0	0
TOTAL			19000000	24.23	0	0	0	0	0



DYNACONS
Technologies Ltd.



DYNACONS
Technologies Ltd.


Company : DYNACONS TECHNOLOGIES LTD.


(I)(d) Statement showing details of locked-in shares

Sr. No.	Name of the shareholder	PAN of the Shareholder First Five Characters Next 4 Numbers and last is 1 Character	Category type	Number of locked-in shares	Locked-in shares as a percentage of total number of shares {i.e., Grand Total (A)+(B)+(C) indicated in Statement at para (I)(a) above}
1	DYNACONS SYSTEMS & SOLUTIONS LTD	AABCD1621Q	Promoter	14999400	19.13
2	DHARMESH S. ANJARIA	ADEPA6462H	Promoter	2671750	3.41
3	NILAM S. ANJARIA	AEPFA9386Q	Promoter Group	1894321	2.42
4	PARAG J. DALAL	AABPD7581Q	Promoter	2604100	3.32
5	PESHWA PATIL	AAUPP3374L	Public	100	0.00
6	SHIRISH M. ANJARIA	AABPA5092N	Promoter	2707212	3.45
7	VIBHOR KEDIA	AALPK2696R	Public	100	0.00
8	DEVANGI PARAG DALAL	AAMPD3071C	Promoter Group	1009800	1.29
9	HASUMATI DALAL	AIGPD1485L	Promoter Group	486125	0.62
10	SHIRISH M. ANJARIA (H.U.F.)	AASHS1237B	Promoter Group	26574	0.03
11	PARAG J. DALAL (H.U.F.)	AALHP2031H	Promoter Group	450580	0.57
12	JIGNA D. ANJARIA	AACPP1096Q	Promoter Group	35717	0.05
13	Arun Govil	AKVPG8378A	Public	19000000	24.23
			TOTAL	45885779	58.51

(II)(a) Statement showing details of Depository Receipts (DRs)

Sr. No.	Type of outstanding DR (ADRs, GDRs, SDRs, etc.)	Number of outstanding DRs	Number of shares underlying DRs	Shares underlying outstanding DRs as a percentage of total number of shares {i.e., Grand Total (A)+(B)+(C) indicated in Statement at para (I)(a) above}
	Nil	0	0	0.00
	TOTAL	0	0	0.00



(II)(b)	Statement showing holding of Depository Receipts (DRs), where underlying shares held by "promoter/promoter group" are in excess of 1% of the total number of shares		
Sr. No.	Name of the DR Holder	Type of outstanding DR (ADRs, GDRs, SDRs, etc.)	Number of shares underlying DRs
1	Nil	0	0.00
	TOTAL	0	0.00
(III) (a) Statement showing the voting pattern of shareholders, if more than one class of shares/ securities is issued by the issuer. (Give description of voting rights for each class of security.			
Class X: N.A.			
Class Y: N.A.			
Class Z: N.A.			
Note: The Company has not issued shares more than one class.			
For Dynacons Technologies Ltd			
			
Dharmesh Anjaria			
Director			

