

Dr. Reddy's Laboratories Ltd.

8-2-337, Road No. : 3, Banjara Hills,  
Hyderabad - 500 034, A.P., India.  
CIN : L85195AP1984PLC004507

Tel : + 91 40 4900 2900  
Fax : +91 40 4900 2999  
Email : mail@drreddys.com  
www.drreddys.com

April 17, 2014

The Manager  
Corporate Services  
BSE Ltd.  
Phiroze Jeejeebhoy Towers  
25th Floor, Dalal Street  
**Mumbai - 400 001**

Dear Sir/Madam,

**Scrip Code: BSE : 500124**

We are enclosing herewith the Shareholding Pattern of the Company as on March 31, 2014 under clause 35 of the listing agreement.

Kindly take the above on record.

With regards,


  
Sandeep Poddar  
Company Secretary

Encl: as above

**Introductory sub-table (I)(a)**

<b>Name of the Company: Dr. Reddy's Laboratories Limited</b>			
<b>Scrip Code, Name of the scrip, class of security: 500124, Dr. Reddy's Laboratories Limited, Equity</b>			
<b>Quarter ended: March 31, 2014</b>			
<b>Partly paid-up shares:-</b>			
	<b>No. of partly paid-up shares</b>	<b>As a % of total no. of partly paid-up shares</b>	<b>As a % of total no. of shares of the company</b>
Held by promoter/promoter group	-	-	0
Held by public	-	-	0
<b>Total</b>	-	-	0
<b>Outstanding convertible securities:-</b>			
	<b>No. of outstanding securities</b>	<b>As a % of total no. of outstanding convertible securities</b>	<b>As a % of total no. of shares of the company, assuming full conversion of the convertible securities</b>
Held by promoter/promoter group	-	-	0
Held by public	-	-	0
<b>Total</b>	-	-	0
<b>Warrants:-</b>			
	<b>No. of warrants</b>	<b>As a % of total no. of warrants</b>	<b>As a % of total no. of shares of the company, assuming full conversion of warrants</b>
Held by promoter/promoter group	-	-	0
Held by public	-	-	0
<b>Total</b>	-	-	0
<b>Total paid-up capital of the company, assuming full conversion of warrants and convertible securities</b>		<b>170,108,868</b>	

For Dr. REDDY'S LABORATORIES LTD.

  
**SANDEEP PODDAR**  
**COMPANY SECRETARY**

**Statement Showing Shareholding Pattern**


Category code	Category of Shareholder	Number of Shareholders	Table (I)(a)		Total shareholding as a percentage of total number of shares		Shares Pledged or otherwise encumbered	
			Total number of shares	Number of shares held in dematerialized form	As a percentage of(A+B)1	As a percentage of (A+B+C)	Number of shares	As a percentage
(I)	(II)	(III)	(IV)	(V)	(VI)	(VII)	(VIII)	(X)= (VIII)/(IV)*100
<b>(A)</b>	<b>Shareholding of Promoter and Promoter Group<sup>2</sup></b>							
<b>1</b>	<b>Indian</b>							
(a)	Individuals/ Hindu Undivided Family	8	3,688,528	3,688,528	2.64	2.17	-	-
(b)	Central Government/ State Government(s)	-	-	-	-	-	-	-
(c)	Bodies Corporate	2	39,729,284	39,729,284	28.49	23.36	-	-
(d)	Financial Institutions/ Banks	-	-	-	-	-	-	-
(e)	Any Others(Specify)	-	-	-	-	-	-	-
(e-i)		-	-	-	-	-	-	-
(e-ii)		-	-	-	-	-	-	-
	<b>Sub Total(A)(1)</b>	<b>10</b>	<b>43,417,812</b>	<b>43,417,812</b>	<b>31.13</b>	<b>25.52</b>	-	-
<b>2</b>	<b>Foreign</b>							
a	Individuals (Non-Residents Individuals/ Foreign Individuals)	-	-	-	-	-	-	-
b	Bodies Corporate	-	-	-	-	-	-	-
c	Institutions	-	-	-	-	-	-	-
d	Qualified Foreign Investor	-	-	-	-	-	-	-
e	Any Others(Specify)	-	-	-	-	-	-	-
e-i		-	-	-	-	-	-	-
e-ii		-	-	-	-	-	-	-
	<b>Sub Total(A)(2)</b>	<b>-</b>	<b>-</b>	<b>-</b>	<b>-</b>	<b>-</b>	<b>-</b>	<b>-</b>
	<b>Total Shareholding of Promoter and Promoter Group (A)= (A)(1)+(A)(2)</b>	<b>10</b>	<b>43,417,812</b>	<b>43,417,812</b>	<b>31.13</b>	<b>25.52</b>	-	-
<b>(B)</b>	<b>Public shareholding</b>							
<b>1</b>	<b>Institutions</b>							
(a)	Mutual Funds/ UTI	282	8,320,359	8,317,433	5.97	4.89		
(b)	Financial Institutions / Banks	23	102,681	97,723	0.07	0.06		
(c)	Central Government/ State Government(s)	-	-	-	-	-		
(d)	Venture Capital Funds	-	-	-	-	-		
(e)	Insurance Companies	29	2,278,743	2,278,343	1.63	1.34		
(f)	Foreign Institutional Investors	553	58,353,621	58,342,621	41.84	34.30		
(g)	Foreign Venture Capital Investors	-	-	-	-	-		
(h)	Qualified Foreign Investor	-	-	-	-	-		
(i)	Any Other (specify)	-	-	-	-	-		
(i-ii)		-	-	-	-	-		
(i-ii)		-	-	-	-	-		
	<b>Sub-Total (B)(1)</b>	<b>887</b>	<b>69,055,404</b>	<b>69,036,120</b>	<b>49.51</b>	<b>40.59</b>		

For Dr. REDDY'S LABORATORIES LTD.

  
**SANDEEP PODDAR**  
 COMPANY SECRETARY

<b>B 2</b>	<b>Non-institutions</b>							
(a)	Bodies Corporate	1,264	10,955,715	10,933,699	7.86	6.44		
(b)	Individuals				-	-		
I	Individuals -i. Individual shareholders holding nominal share capital up to Rs 1 lakh	64,744	11,953,118	10,316,191	8.57	7.03		
II	ii. Individual shareholders holding nominal share capital in excess of Rs. 1 lakh.	31	1,024,876	961,098	0.73	0.60		
(c)	Qualified Foreign Investor	-	-	-	-	-		
(d)	Any Other (specify) - Trusts	32	317,467	317,467	0.23	0.19		
(d-i)	Clearing Member	167	459,993	459,993	0.33	0.27		
(d-ii)	NRIs	2,759	2,276,099	1,645,061	1.63	1.34		
(d-iii)	Foreign Nationals	10	6,149	6,149	0.00	0.00		
	<b>Sub-Total (B)(2)</b>	<b>69,007</b>	<b>26,993,417</b>	<b>24,639,658</b>	<b>19.35</b>	<b>15.87</b>		
<b>(B)</b>	<b>Total Public Shareholding (B)= (B)(1)+(B)(2)</b>	<b>69,894</b>	<b>96,048,821</b>	<b>93,675,778</b>	<b>68.87</b>	<b>56.46</b>		
	<b>TOTAL (A)+(B)</b>	<b>69,904</b>	<b>139,466,633</b>	<b>137,093,590</b>	<b>100.00</b>	<b>81.99</b>		
<b>(C)</b>	<b>Shares held by Custodians and against which Depository Receipts have been issued</b>							
1	Promoter and Promoter Group	-	-	-	-	-		
2	Public	1	30,642,235	30,642,235		18.01		
	<b>Sub-Total (C)</b>	<b>1</b>	<b>30,642,235</b>	<b>30,642,235</b>		<b>18.01</b>		
	<b>GRAND TOTAL (A)+(B)+(C)</b>	<b>69,905</b>	<b>170,108,868</b>	<b>167,735,825</b>		<b>100.00</b>		

For Dr. REDDY'S LABORATORIES LTD.

  
SANDEEP PODDAR  
COMPANY SECRETARY



(I)(c)(i) Statement showing holding of securities (including shares, warrants, convertible securities) of persons belonging to the category "Public" and holding more than 1% of the total number of shares

Sr. No.	Name of the shareholder	Number of shares held	Shares as a percentage of total number of shares (i.e., Grand Total (A)+(B)+(C) indicated in Statement at para (I)(a) above)	Details of warrants		Details of convertible		Total shares (including underlying shares assuming full conversion of warrants and convertible securities) as a % of diluted share capital
				Number of warrants held	As a % total number of warrants of the same class	Number of convertible securities held	% w.r.t total number of convertible securities of the same class	
1	FIRST STATE INVESTMENTS MANAGEMENT (UK) LIMITED, FIRST STATE INVESTMENTS INTERNATIONAL LIMITED AND THEIR ASSOCIATES	14,056,799	8.26	-	-	-	-	8.26
2	BLACKROCK INSTITUTIONAL TRUST COMPANY & THEIR ASSOCIATES	3,585,440	2.11	-	-	-	-	2.11
3	ICICI PRUDENTIAL LIFE INSURANCE COMPANY LTD.	3,531,404	2.08	-	-	-	-	2.08
4	ABU DHABI INVESTMENT AUTHORITY	3,423,613	2.01	-	-	-	-	2.01
5	GOVERNMENT OF SINGAPORE	2,446,719	1.44	-	-	-	-	1.44
6	LIFE INSURANCE CORPORATION OF INDIA & ASSOCIATES	2,008,098	1.18	-	-	-	-	1.18
<b>TOTAL</b>		<b>29,052,073</b>	<b>17.08</b>	-	-	-	-	<b>17.08</b>

For Dr. REDDY'S LABORATORIES LTD.

*Sd/-*  
SANDEEP PODDAR  
COMPANY SECRETARY

A part of the shareholding pattern as on March 31, 2014

(I)(c)(ii) Statement showing holding of securities (including shares, warrants, convertible securities) of persons (together with PAC) belonging to the category "Public" and holding more than 5% of the total number of shares of the company

Sr. No.	Name(s) of the shareholder(s) and the Persons Acting in Concert (PAC) with them	Number of shares	Shares as a percentage of total number of shares {i.e., Grand Total (A)+(B)+(C) indicated in Statement at para (I)(a) above}	Details of warrants		Details of convertible securities		Total shares (including underlying shares assuming full conversion of warrants and convertible securities) as a % of diluted share capital
				Number of warrants	As a % total number of warrants of the same class	Number of convertible securities held	% w.r.t total number of convertible securities of the same class	
1	FIRST STATE INVESTMENTS MANAGEMENT (UK) LIMITED, FIRST STATE INVESTMENTS INTERNATIONAL LIMITED AND THEIR ASSOCIATES	14,056,799	8.26	-	-	-	-	8.26
	<b>TOTAL</b>	<b>14,056,799</b>	<b>8.26</b>	<b>-</b>	<b>-</b>	<b>-</b>	<b>-</b>	<b>8.26</b>

For Dr. REDDY'S LABORATORIES LTD.

  
SANDEEP PODDAR  
COMPANY SECRETARY

(I)(d) Statement showing details of locked-in shares

Sr. No.	Name of the shareholder	Number of locked-in shares	Locked-in shares as a percentage of total number of shares {i.e., Grand Total (A)+(B)+(C) indicated in Statement at para (I)(a) above}
	NIL	-	-
<b>TOTAL</b>		-	-

For Dr. REDDY'S LABORATORIES LTD.


  
SANDEEP PODDAR  
COMPANY SECRETARY



(II)(a) Statement showing details of Depository Receipts (DRs)

Sr. No.	Type of outstanding DR (ADRs, GDRs, SDRs, etc.)	Number of outstanding DRs	Number of shares underlying outstanding DRs	Shares underlying outstanding DRs as a percentage of total number of shares (i.e., Grand Total (A)+(B)+(C) indicated in Statement at para (I)(a) above)
1	ADRs	30,642,235	30,642,235	18.01
<b>TOTAL</b>		<b>30,642,235</b>	<b>30,642,235</b>	<b>18.01</b>

For Dr. REDDY'S LABORATORIES LTD.

  
SANDEEP PODDAR  
COMPANY SECRETARY

(II)(b) Statement showing holding of Depository Receipts (DRs), where underlying shares held by "promoter/promoter group" are in excess of 1% of the total number of shares

Sr. No.	Name of the DR Holder	Type of outstanding DR (ADRs, GDRs, SDRs, etc.)	Number of shares underlying outstanding DRs	Shares underlying outstanding DRs as a percentage of total number of shares {i.e., Grand Total (A)+(B)+(C) indicated in Statement at para (I)(a) above}
1	NIL	-	-	-
<b>TOTAL</b>	<b>NIL</b>	<b>-</b>	<b>-</b>	<b>-</b>

For Dr. REDDY'S LABORATORIES LTD.

  
SANDEEP PODDAR  
COMPANY SECRETARY