

**(a) Statement Shareholding Pattern**


Name of the Company : Dollex Industries Limited

Script Code:


Class of Security:

AS ON

Partly Paid-up shares	No. of Partly Paid-up shares	As a % of total no. of Partly paid-up shares	As a % of total no. of shares of the Company
Held by promoter/Promoter group	0	0	0
Held by public	0	0	0
Total	0	0	0
Outstanding convertible securities	No. of Outstanding securities	As a % of total No. of Outstanding convertible securities	As a % of total No. of shares of the company, assuming full conversion of the convertible securities
Held by promoter/Promoter group	0	0	0
Held by Public	0	0	0
Total	0	0	0
Warrants	No. of Warrants	As a % of total no. of warrants	As a % of total No. of shares of the company, assuming full conversion of the convertible securities
Held by promoter/Promoter group	0	0	0
Held by Public	0	0	0
Total	0	0	0
Total paid-up capital of the company, assuming full conversion of warrants and convertible securities	35758000		



Dollex Industries Limited								
Category code	Category of Shareholder	Number of Shareholders	Total number	Number of Shares dematerialised	Total Shareholding as a percentage of total number of shares		Shares pledged (or otherwise encumbered)	
					As a percentage of (A+B) (VI)	As a percentage of (A+B+C) (VII)	Number of shares (VIII)	As a percentage (IX) = (VIII)/(IV)*100
(I)	(II)	(III)	(IV)	(V)	(VI)	(VII)	(VIII)	(IX)
A)	PROMOTER AND PROMOTER GROUP							
1)	INDIAN							
	INDIVIDUALS / HINDU UNDIV	4	5296314	5296314	14.81	14.81	0	0
	CENTRAL GOVERNMENT / ST	0	0	0	0	0	0	0
	BODIES CORPORATE	0	0	0	0	0	0	0
	FINANCIAL INSTITUTIONS / B	0	0	0	0	0	0	0
	ANY OTHER (SPECIFY)	0	0	0	0	0	0	0
	Sub Total	4	5296314	5296314	14.81	14.81	0	0
2)	FOREIGN							
	INDIVIDUALS (NON-RESIDEN	0	0	0	0	0	0	0
	BODIES CORPORATE	0	0	0	0	0	0	0
	INSTITUTIONS	0	0	0	0	0	0	0
	QUALIFIED FORE. INVESTOR-	0	0	0	0	0	0	0
	QUALIFIED FORE. INVESTOR-	0	0	0	0	0	0	0
	ANY OTHER (SPECIFY)	0	0	0	0	0	0	0
	Sub Total	0	0	0	0	0	0	0
	Total (A)	4	5296314	5296314	14.81	14.81	0	0
B)	PUBLIC SHAREHOLDING							
1)	INSTITUTIONS							
	MUTUAL FUNDS / UTI	0	0	0	0	0	0	0
	FINANCIAL INSTITUTIONS / B	0	0	0	0	0	0	0
	CENTRAL GOVERNMENT / ST	0	0	0	0	0	0	0
	VENTURE CAPITAL FUNDS	0	0	0	0	0	0	0
	INSURANCE COMPANIES	0	0	0	0	0	0	0
	FOREIGN INSTITUTIONAL INV	0	0	0	0	0	0	0
	FOREIGN VENTURE CAPITAL	0	0	0	0	0	0	0
	QUALIFIED FORE. INVESTOR-	0	0	0	0	0	0	0
	QUALIFIED FORE. INVESTOR-	0	0	0	0	0	0	0
	Sub Total	0	0	0	0	0	0	0



21	NON-INSTITUTIONS								
	BODIES CORPORATE	112	6951774	6951574	19.44	19.44	0	0	0
	INDIVIDUAL SHAREHOLDERS	4958	5163840	4955806	14.44	14.44	0	0	0
	INDIVIDUAL SHAREHOLDERS	70	18226675	18226675	50.97	50.97	0	0	0
	QUALIFIED FOREIGN INVESTOR	0	0	0	0	0	0	0	0
	QUALIFIED FOREIGN INVESTOR	0	0	0	0	0	0	0	0
	CLEARING MEMBER	33	94082	94082	0.26	0.26	0	0	0
	MARKET MAKER	0	0	0	0	0	0	0	0
	OFFICE BEARERS	0	0	0	0	0	0	0	0
	NON RESIDENT INDIANS (REP	8	22525	22525	0.06	0.06	0	0	0
	NON RESIDENT INDIANS (NO	4	2790	2790	0.01	0.01	0	0	0
	FOREIGN COMPANIES	0	0	0	0	0	0	0	0
	OVERSEAS BODIES CORPORA	0	0	0	0	0	0	0	0
	DIRECTORS / RELATIVES	0	0	0	0	0	0	0	0
	PERSONS ACTING IN CONCE	0	0	0	0	0	0	0	0
	GROUP COMPANIES	0	0	0	0	0	0	0	0
	GOVT. NOMINEES	0	0	0	0	0	0	0	0
	NOTIFIED PERSONS	0	0	0	0	0	0	0	0
	OTHER SHROFF COMPANIES	0	0	0	0	0	0	0	0
	OTHER SHROFF FAMILY	0	0	0	0	0	0	0	0
	OTHER SHROFF FAMILY (NRI	0	0	0	0	0	0	0	0
	SUBSIDIARY COMPANIES	0	0	0	0	0	0	0	0
	SHROFF PLEDGE	0	0	0	0	0	0	0	0
	FOREIGN DIRECTORS	0	0	0	0	0	0	0	0
	PARTNERSHIP FIRM	0	0	0	0	0	0	0	0
	PROPRIETARY FIRM	0	0	0	0	0	0	0	0
	OTHER DIRECTORS	0	0	0	0	0	0	0	0
	ESCROW ACCOUNT	0	0	0	0	0	0	0	0
	FOREFETTED SHARES	0	0	0	0	0	0	0	0
	FRIENDS & ASSOCIATES	0	0	0	0	0	0	0	0
	HOLDING COMPANY	0	0	0	0	0	0	0	0
	TRUSTS	0	0	0	0	0	0	0	0
	Sub Total	5185	30461686	30253452	85.19	85.19	0	0	0
	Total (B)	5185	30461686	30253452	85.19	85.19	0	0	0
	Total (A)+(B)	5189	35758000	35549766	100	100	0	0	0
	C) SHARES HELD BY CUSTODIANS AND AGAINST WHICH DEPOSITORY RECEIPTS HAVE BEEN ISSUED								
	0								
	SHARES HELD BY CUSTODIA	0	0	0	0	0	0	0	0
	Sub Total	0	0	0	0	0	0	0	0
	Total (C)	0	0	0	0	0	0	0	0
	Total (A)+(B)+(C)	5189	35758000	35549766	100	100	0	0	0

GENERATED ON : 05/10/2014

NSDL : 30/09/2014

CDSL : 30/09/2014




Dollex Industries Limited

(1)(B) STATEMENT SHOWING HOLDING OF SECURITIES (INCLUDING SHARES, WARRANTS, CONVERTIBLE SECURITIES) OF PERSONS BELONGING TO THE CATEGORY 'PROMOTER AND PROMOTER GROUP'

Sr. No.	NAME OF THE SHAREHOLDER	NO. OF SHARES HELD	TOTAL SHARES HELD AS A % of GRAND TOTAL (A)+(B)+(C) (IV)	ENCUMBERED SHARES No. (V)	PERCENTAGE AS A (VI)=(V)/(III)*100	TOTAL (A)+(B)+(C) OF SUB-CLAUSE (I)(e) (VII)	PAN	Number of warrants held (VIII)	As a % total number of warrants of the same class (IX)	Number of convertible securities held (X)	As a % total number of convertible securities of the same class (XI)	Total shares (including underlying shares assuming full conversion of warrants and convertible securities) as a % of diluted share capital (XII)
1	MADDEM KHAN	2058714	5.7574	0	0	0	AKGPK1387A	0	0	0	0	0
2	ANIS KHAN	200000	5.5832	0	0	0	ACNPK4651O	0	0	0	0	0
3	MUKESH KUMAR	649600	1.8167	0	0	0	ACNPK4887C	0	0	0	0	0
4	MERMOOD KHAN	988000	1.6444	0	0	0	AFVPK8095D	0	0	0	0	0
	<b>Total :</b>	<b>5298314</b>	<b>14.8117</b>	<b>0</b>	<b>0</b>	<b>0</b>						

GENERATED ON: 05/10/2014 NSDL: 30009/2014 CDSL: 30009/2014




**Dollex Industries Limited**

**(1)(C)(i) STATEMENT SHOWING HOLDING OF SECURITIES (INCLUDING SHARES, WARRANTS CONVERTIBLE SECURITIES) OF PERSONS BELONGING TO THE CATEGORY 'PUBLIC' AND HOLDING MORE THAN 1% OF THE TOTAL NUMBER OF SHARES**

SR. NO.	NAME(S) OF THE SHAREHOLDER	NUMBER OF SHARES HELD	TOTAL NUMBER OF SHARES (i.e. GRAND TOTAL (A)+(B)+(C) INDICATED IN STATEMENT AT PARA (1)(a) ABOVE )	PAN	NUMBER OF WARRANTS HELD	AS A % TOTAL WARRANTS OF THE SAME CLASS	NUMBER OF CONVERTIBLE SECURITIES HELD	% W.R.T TOTAL NUMBER OF CONVERTIBLE SECURITIES OF THE SAME CLASS	TOTAL SHARES (INCLUDING UNDERLYING SHARES ASSUMING FULL CONVERSION OF WARRANTS AND CONVERTIBLE SECURITIES) AS A % OF DILUTED SHARE CAPITAL
1	AKRAM KHAN	5000000	13,9829						
2	MUBARIK KHAN	5000000	13,9829						
3	MARJUM LEASING AND INVESTMENT PRIVATE LIMITED	2592866	7,2511	AAECM1574C					
4	RR KHAN TANKERS PRIVATE LIMITED	2092580	5,8521						
5	KHUSRO NISAR	2013503	5,6309	ACZPN2846C					
6	KUMAR GAURAV	1000000	2,7966						
7	NINTH MILE RECREATION PRIVATE LIMITED	770343	2,1543						
8	DAIZY AGROTECH PRIVATE LIMITED	699114	1,9551						
9	HIRAVANTI PRANJIVAN CHHEDA	490000	1,3703						
10	YUSUF KHAN	382265	1,069						
	<b>Total :</b>	<b>20040671</b>	<b>56,0452</b>						

GENERATED ON : 05/10/2014 NSDL : 30/09/2014 CDSL : 30/09/2014




**Dollax Industries Limited**

**(i)(c)(ii) STATEMENT SHOWING HOLDING OF SECURITIES (INCLUDING SHARES, WARRANTS, CONVERTIBLE SECURITIES) OF PERSONS (TOGETHER WITH PAC) BELONGING TO THE CATEGORY 'PUBLIC AND AND THE PERSONS ACTING IN CONCERT (PAC) WITH THEM**

SR. NO.	NAME(S) OF THE SHAREHOLDER(S) AND THE PERSONS ACTING IN CONCERT (PAC) WITH THEM	NUMBER OF SHARES	TOTAL NUMBER OF SHARES (i.e. GRAND TOTAL (A)+(B)+(C) INDICATED IN STATEMENT AT PARA (I)(a) ABOVE )	PAN	NUMBER OF WARRANTS HELD	AS A % TOTAL WARRANTS OF THE SAME CLASS	NUMBER OF CONVERTIBLE SECURITIES HELD	% W.R.T TOTAL NUMBER OF SECURITIES OF THE SAME CLASS	TOTAL SHARES (INCLUDING UNDERLYING SHARES ASSUMING FULL CONVERSION OF WARRANTS AND CONVERTIBLE SECURITIES) AS A % OF DILUTED SHARE CAPITAL
1	AKRAM KHAN	5000000	13.9829						
2	MUBARIK KHAN	5000000	13.9829						
3	MARIUM LEASING AND INVESTMENT PVT. LTD	2592866	7.2511	AAECM1574C					
4	RR KHAN TANKERS PRIVATE LIMITED	2092580	5.8521						
5	KHUSRO NISAR	2013503	5.6309	ACZPN2846C					
	<b>Total:</b>	<b>16698949</b>	<b>46.6999</b>						

GENERATED ON : 05/10/2014      NSDL : 30/09/2014      CDSL : 30/09/2014



Dollex Industries Limited

(d) STATEMENT SHOWING DETAILS OF LOCKED - IN SHARES

Sr. No.	NAME OF SHAREHOLDER	NUMBER OF LOCKED-IN SHARES	LOCKED-IN SHARES AS A (% )PERCENTAGE OF TOTAL NUMBER OF SHARES (i.e., GRAND TOTAL (A)+(B)+(C) INDICATED IN STATEMENT AT PARA (I)(a) ABOVE }	Promotor/Promotor Group/Public
	<b>Total :</b>	0	0	

GENERATED ON : 05/10/2014

NSDL : 30/09/2014

CDSL : 30/09/2014



Dollex Industries Limited

II (a) STATEMENT SHOWING DETAILS OF DEPOSITORY RECEIPTS(DRs)

Sr.No.	NAME OF THE DR HOLDER	NUMBER OF SHARES UNDERLYING OUTSTANDING DRs	SHARES UNDERLYING OUTSTANDING DRs AS A PERCENTAGE OF TOTAL NUMBER OF SHARES (i.e., GRAND TOTAL (A)+(B)+(C) INDICATED IN STATEMENT AT PARA(I)(a)ABOVE }
		0	0
Total :		0	0

GENERATED ON : 05/10/2014

NSDL : 30/09/2014

CDSL : 30/09/2014





**Dollex Industries Limited**


**II (b) STATEMENT SHOWING HOLDING OF DEPOSITORY RECEIPTS (DRs), WHERE UNDERLYING SHARES ARE IN EXCESS OF 1% OF THE TOTAL NUMBER OF SHARES**

Sr. No.	NAME OF THE DR HOLDER	TYPE OF OUTSTANDING DR(ADRs,GDRs, SDRs,etc.)	NUMBER OF SHARES UNDERLYING	SHARES UNDERLYING OUTSTANDING DRs AS A PERCENTAGE OF TOTAL NUMBER OF SHARES(i.e., GRAND TOTAL (A)+(B)+(C) INDICATED IN STATEMENT
			0	
	<b>Total :</b>		0	

GENERATED ON : 05/10/2014

NSDL : 30/09/2014

CDSL : 30/09/2014



Dollex Industries Limited

LIST OF SHAREHOLDERS CATEGORYWISE (SUMMARY)

CATEGORY	<---DEMATED--->		<---PHYSICAL--->		<---TOT--->		
	SHARES	HOLDERS	SHARES	HOLDERS	SHARES	VALUES	PERCENT
CLEARING MEMBER	94082	33	0	0	94082	470410.00	0.2631
OTHER BODIES CORPORATE	6951574	111	200	1	6951774	34758870.00	19.4412
NON RESIDENT INDIANS	22525	8	0	0	22525	112625.00	0.0630
NON RESIDENT (NON REPATRIABLE)	2790	4	0	0	2790	13950.00	0.0078
PERSONS ACTING IN CONCERT	588000	1	0	0	588000	2940000.00	1.6444
PUBLIC	23182481	4936	208034	92	23390515	116952575.00	65.4134
PROMOTERS	4708314	3	0	0	4708314	23541570.00	13.1672
TOTAL :	35549766	5096	208234	93	35758000	178790000.00	100.0000

