



(1)(a) STATEMENT SHOWING SHAREHOLDING PATTERN IN CLAUSE-35

NAME OF THE COMPANY: DIVIS LABORATORIES LIMITED		Name of the Scrip: DIVISLAB
SCRIP CODE:	532488	
Class of Security:	Equity	
QUARTER ENDED:	30/09/2014	
Partly paid-up shares	No. of partly paid-up shares	As a % of total no. of shares of the Company.
Held by promoter/promoter group	0	0
Held by Public	0	0
Total:	0	0
Outstanding convertible securities:	No. of outstanding securities	As a % of total no. of shares of the Company assuming full conversion of the convertible securities
Held by promoter/promoter group	0	0
Held by Public	0	0
Total:	0	0
Warrants:	No. of warrants	As a % of total no. of shares of the Company, assuming full conversion of warrants
Held by promoter/promoter group	0	0
Held by Public	0	0
Total:	0	0
Total paid-up capital of the Company, assuming full conversion of warrants and convertible securities	132734290	100.00



Category code	Category of shareholder	Number of shareholders	Total Number of shares	Number of shares held in de materialized form	Total shareholding as a percentage of total number of shares		Shares pledged or otherwise encumbered	
					As a percentage of (A+B)	As a percentage of (A+B+C)	No of shares	As a percentage
(I)	(II)	(III)	(IV)	(V)	(VI)	(VII)	(VIII)	(IX)= (VIII)/(IV)*100
(A)	Promoter and Promoter Group							
(1)	Indian							
(a)	Individuals / Hindu Undivided Family	7	65080616	65080616	49.03	49.03	0	0.00
(b)	Central Government / State Government(s)	--		0	0.00	0.00	0	0.00
(c)	Bodies Corporate	1	4000000	4000000	3.01	3.01	0	0.00
(d)	Financial Institutions / Banks		0	0	0.00	0.00	0	0.00
(e)	Others		0	0	0.00	0.00	0	0.00
	Sub-total A(1) :	8	69080616	69080616	52.04	52.04	0	0.00
(2)	Foreign							
(a)	Individuals (NRIs / Foreign Individuals)	1	50000	50000	0.04	0.04	0	0.00
(b)	Bodies Corporate		0	0	0.00	0.00	0	0.00
(c)	Institutions		0	0	0.00	0.00	0	0.00
(d)	Qualified Foreign Investor		0	0	0.00	0.00	0	0.00
(e)	Others		0	0	0.00	0.00	0	0.00
	Sub-total A(2) :	1	50000	50000	0.04	0.04	0	0.00
	Total Shareholding of Promoter and Promoter Group A=A(1)+A(2) :	9	69130616	69130616	52.08	52.08	0	0.00
(B)	Public Shareholding							
(1)	Institutions						N.A	N.A
(a)	Mutual Funds / UTI	164	16360622	16360622	12.33	12.33		
(b)	Financial Institutions / Banks	10	605026	605026	0.46	0.46		
(c)	Central Government / State Government(s)		0	0	0.00	0.00		
(d)	Venture Capital Funds		0	0	0.00	0.00		
(e)	Insurance Companies		0	0	0.00	0.00		
(f)	Foreign Institutional Investors	330	25340516	25340516	19.09	19.09		
(g)	Foreign Venture Capital Investors		0	0	0.00	0.00		
(h)	Qualified Foreign Investor		0	0	0.00	0.00		
(i)	Others		0	0	0.00	0.00		
	Sub-total B(1) :	504	42306164	42306164	31.87	31.87		
(2)	Non-institutions							
(a)	Bodies Corporate	938	10627733	10627723	8.01	8.01	N.A	N.A
(b)	Individuals							
	i) Individual shareholders holding nominal share capital up to Rs.1 lakh	28682	8154647	7885374	6.14	6.14		




	ii) Individual shareholders holding nominal share capital in excess of Rs.1 lakh	10	931986	931986	0.70	0.70		
(c)	Qualified Foreign Investor	1	160	160	0.00	0.00		
(d)	Others - i) Non Resident Indians	906	894611	876111	0.67	0.67		
	ii) Directors not in control of the Company	4	471539	71139	0.36	0.36		
	iii) Trusts	8	146603	146603	0.11	0.11		
	iv) Clearing Members	182	70231	70231	0.05	0.05		
	Sub-total B(2) :	30731	21297510	20609327	16.05	16.05		
	Total Public Shareholding B=B(1)+B(2) :	31235	63603674	62915491	47.92	47.92	N.A	N.A
	Total [A+B] :	31244	132734290	132046107	100.00	100.00		
	(C) Shares held by Custodians against which Depository Receipts have been issued	0	0	0	0	0	N.A	N.A
(1)	Promoter and promoter group	0	0	0	0	0	N.A	N.A
(2)	Public	0	0	0	0	0	N.A	N.A
	GRAND TOTAL: [A+B+C]	31244	132734290	132046107	100.00	100.00	0	0.00

NOTE 1: Directors included in the Category of 'Public Shareholding-Others' are not having control over the company.


NOTE 2: 26285127 equity shares, being held by NRI-Promoters, FII and NRIs aggregating to 19.80% of total share capital of the company.

For DIVI'S LABORATORIES LTD.


COMPANY SECRETARY

(I)(b) Statement showing holding of securities (including shares, warrants, convertible securities) of persons belonging to the category "Promoter and Promoter Group"

Sr. No.	Name of the shareholder	Details of shares held		Encumbered shares			Details of Warrants		Details of convertible securities		Total shares (including underlying shares assuming full conversion of warrants and convertible securities) as a % of diluted share capital
		Number of shares held	As a % of grand total (A)+(B)+(C)	No.	As a percentage (VI)=(V)/(III)*100	As a % of grand total (A)+(B)+(C) of sub-clause (i)(a)	Number of warrants held	As a % total number of warrants of the same class	Number of convertible securities held	As a % total number of convertible securities of the same class	
(I)	(II)	(III)	(IV)	(V)	(VI)	(VII)	(VIII)	(IX)	(X)	(XI)	(XII)
INDIAN INDIVIDUALS:											
1	NILIMA MOTAPARTI	27000000	20.34	0	0.00	0.00	0	0.00	0	0.00	20.34
2	DIVI SATCHANDRA KIRAN	23000000	17.33	0	0.00	0.00	0	0.00	0	0.00	17.33
3	MURALI KRISHNA PRASAD DIVI	7783500	5.86	0	0.00	0.00	0	0.00	0	0.00	5.86
4	DIVI SWARNA LATHA	7000000	5.27	0	0.00	0.00	0	0.00	0	0.00	5.27
5	DIVI MADHUSUDANA RAO	282316	0.21	0	0.00	0.00	0	0.00	0	0.00	0.21
6	DIVI BABU RAJENDRA PRASAD	13300	0.01	0	0.00	0.00	0	0.00	0	0.00	0.01
7	RADHAKRISHNA RAO DIVI	1500	0.00	0	0.00	0.00	0	0.00	0	0.00	0.00
	Sub-total	65080616									
BODIES CORPORATES:											
1	DIVIS BIOTECH PRIVATE LIMITED	4000000	3.01	0	0.00	0.00	0	0.00	0	0.00	3.01
	Sub-total	4000000									
FOREIGN INDIVIDUALS:											
1	SRI RAMACHANDRA RAO DIVI	50000	0.04	0	0.00	0.00	0	0.00	0	0.00	0.04
	Sub-total	50000									
	GRAND TOTAL	69130616	52.08	0	0.00	0.00	0	0.00	0	0.00	52.08




(I)(c)(i) Statement showing holding of securities (including shares, warrants, convertible securities) of persons belonging to the category "Public" and holding more than 1% of the total number of shares

Sr. No.	Name of the shareholder	Number of shares held	Shares as a percentage of total number of shares {i.e., Grand Total (A)+(B)+(C) indicated in Statement at para (I)(a) above}	Details of Warrants		Details of convertible securities		Total shares (including underlying shares assuming full conversion of warrants and convertible securities) as a % of diluted share capital
				Number of warrants held	As a % total number of warrants of the same class	Number of convertible securities held	As a % total number of convertible securities of the same class	
1	RELiance CAPITAL TRUSTEE CO LTD	7208747	5.43	0	0.00	0	0.00	5.43
2	CREDIT SUISSE (SINGAPORE) LIMITED	3235109	2.44	0	0.00	0	0.00	2.44
3	RELiance LIFE INSURANCE COMPANY LIMITED	2724286	2.05	0	0.00	0	0.00	2.05
4	ICICI PRUDENTIAL MUTUAL FUND	2679702	2.02	0	0.00	0	0.00	2.02
5	HDFC STANDARD LIFE INSURANCE COMPANY LTD	2277534	1.72	0	0.00	0	0.00	1.72
6	MORGAN STANLEY ASIA (SINGAPORE) PTE.	1943983	1.46	0	0.00	0	0.00	1.46
7	HDFC TRUSTEE CO LTD	1537623	1.16	0	0.00	0	0.00	1.16
8	SBI MUTUAL FUND	1514306	1.14	0	0.00	0	0.00	1.14
9	M3 INVESTMENT PRIVATE LIMITED	1443464	1.09	0	0.00	0	0.00	1.09
10	BIRLA SUN LIFE INSURANCE COMPANY LIMITED	1404469	1.06	0	0.00	0	0.00	1.06
11	ABU DHABI INVESTMENT AUTHORITY	1393418	1.05	0	0.00	0	0.00	1.05
	TOTAL	27362641	20.61	0	0.00	0	0.00	20.61



(D)(c)(ii) Statement showing holding of securities (including shares, warrants, convertible securities) of persons (together with PAC) belonging to the category "Public" and holding more than 5% of the total number of shares

Sr. No.	Name(s) of the shareholder(s) and Persons Acting in Concert (PAC) with them	Number of shares held	Shares as a percentage of total number of shares (i.e., Grand Total (A)+(B)+(C) indicated in Statement at para (I)(a) above)	Details of Warrants		Details of convertible securities		Total shares (including underlying shares assuming full conversion of warrants and convertible securities) as a % of diluted share capital
				Number of warrants held	As a % total number of warrants of the same class	Number of convertible securities held	As a % total number of convertible securities of the same class	
1	RELIANCE CAPITAL TRUSTEE CO LTD	7208747	5.43	0	0.00	0	0.00	5.43
	TOTAL	7208747	5.43	0	0.00	0	0.00	5.43



STATEMENT SHOWING DETAILS OF LOCKED-IN SHARES			
(I)(d)			
Sr.No.	Name of the shareholder	Number of locked-in shares	Locked-in shares as a (%) percentage of total number of shares
	NIL		Promoter/Promoter Group/Public

STATEMENT SHOWING DETAILS OF DEPOSITORY RECEIPTS (DRS)			
(II)(a)			
Sr.No.	Type of outstanding DR (ADRs, GDRs, SDRs, etc.)	Number of outstanding DRs	Number of shares underlying outstanding DRs
	NIL		Shares underlying outstanding DRs as a percentage of total number of shares

Statement showing Holding of Depository Receipts (DRs), where underlying shares held by "Promoter/Promoter group" are in excess of 1% of the total number shares.			
(II)(b)			
Sr.No.	Name of the DR Holder	Type of outstanding DR (ADRs, GDRs, SDRs, etc.)	Number of shares underlying outstanding DRs
	NIL		Shares underlying outstanding DRs as a percentage of total number of shares

