



(1)(a) STATEMENT SHOWING SHAREHOLDING PATTERN IN CLAUSE-35

NAME OF THE COMPANY: DIVIS LABORATORIES LIMITED		Name of the Scrip: DIVISLAB	
SCRIP CODE:	532488		
Class of Security:	Equity		
QUARTER ENDED:	31/03/2015		
Partly paid-up shares	No. of partly paid-up shares	As a % of total no. of partly paid-up shares	As a % of total no. of shares of the Company.
Held by promoter/promoter group	0	0	0
Held by Public	0	0	0
Total:	0	0	0
Outstanding convertible securities:	No. of outstanding securities	As a % of total no. of outstanding convertible securities.	As a % of total no. of shares of the Company assuming full conversion of the convertible securities
Held by promoter/promoter group	0	0	0
Held by Public	0	0	0
Total:	0	0	0
Warrants:	No. of warrants	As a % of total no. of warrants	As a % of total no. of shares of the Company, assuming full conversion of warrants
Held by promoter/promoter group	0	0	0
Held by Public	0	0	0
Total:	0	0	0
Total paid-up capital of the Company, assuming full conversion of warrants and convertible securities	132734290	0	100.00



Category code	Category of shareholder	Number of shareholders	Total Number of shares	Number of shares held in de materialized form	Total shareholding as a percentage of total number of shares		Shares pledged or otherwise encumbered	
					As a percentage of (A+B)	As a percentage of (A+B+C)	No of shares	As a percentage
(I)	(II)	(III)	(IV)	(V)	(VI)	(VII)	(VIII)	(IX)= (VIII)/(IV)*100
(A)	Promoter and Promoter Group							
(1)	Indian							
(a)	Individuals / Hindu Undivided Family	7	65080616	65080616	49.03	49.03	0	0.00
(b)	Central Government / State Government(s)	--		0	0.00	0.00	0	0.00
(c)	Bodies Corporate	1	4000000	4000000	3.01	3.01	0	0.00
(d)	Financial Institutions / Banks		0	0	0.00	0.00	0	0.00
(e)	Others		0	0	0.00	0.00	0	0.00
	Sub-total A(1) :	8	69080616	69080616	52.04	52.04	0	0.00
(2)	Foreign							
(a)	Individuals (NRIs / Foreign Individuals)	1	50000	50000	0.04	0.04	0	0.00
(b)	Bodies Corporate		0	0	0.00	0.00	0	0.00
(c)	Institutions		0	0	0.00	0.00	0	0.00
(d)	Qualified Foreign Investor		0	0	0.00	0.00	0	0.00
(e)	Others		0	0	0.00	0.00	0	0.00
	Sub-total A(2) :	1	50000	50000	0.04	0.04	0	0.00
	Total Shareholding of Promoter and Promoter Group A=A(1)+A(2) :	9	69130616	69130616	52.08	52.08	0	0.00
(B)	Public Shareholding						N.A	N.A
(1)	Institutions						N.A	N.A
(a)	Mutual Funds / UTI	161	18314548	18314548	13.80	13.80		
(b)	Financial Institutions / Banks	15	794478	794478	0.60	0.60		
(c)	Central Government / State Government(s)		0	0	0.00	0.00		
(d)	Venture Capital Funds		0	0	0.00	0.00		
(e)	Insurance Companies		0	0	0.00	0.00		
(f)	Foreign Institutional Investors	363	25694788	25694788	19.36	19.36		
(g)	Foreign Venture Capital Investors		0	0	0.00	0.00		
(h)	Qualified Foreign Investor		0	0	0.00	0.00		
(i)	Others		0	0	0.00	0.00		
	Sub-total B(1) :	539	44803814	44803814	33.75	33.75		
(2)	Non-institutions						N.A	N.A
(a)	Bodies Corporate	714	8894430	8894420	6.70	6.70		
(b)	Individuals							
	i) Individual shareholders holding nominal share capital up to Rs.1 lakh	27394	7580517	7329744	5.71	5.71		



	ii) Individual shareholders holding nominal share capital in excess of Rs.1 lakh	9	864522	864522	0.65	0.65		
(c)	Qualified Foreign Investor	0	0	0	0.00	0.00		
(d)	Others - i) Non Resident Indians	817	791290	775290	0.60	0.60		
	ii) Directors not in control of the Company	4	471539	71139	0.36	0.36		
	iii) Trusts	5	143837	143837	0.11	0.11		
	iv) Clearing Members	72	53725	53725	0.04	0.04		
	Sub-total B(2) :	29015	18799860	18132677	14.16	14.16		
	Total Public Shareholding B=B(1)+B(2) :	29554	63603674	62936491	47.92	47.92	N.A	N.A
	Total [A+B] :	29563	132734290	132067107	100.00	100.00		
	(C) Shares held by Custodians against which Depository Receipts have been issued	0	0	0	0	0	N.A	N.A
(1)	Promoter and promoter group	0	0	0	0	0	N.A	N.A
(2)	Public	0	0	0	0	0	N.A	N.A
	GRAND TOTAL: [A+B+C]	29563	132734290	132067107	100.00	100.00	0	0.00

NOTE 1: Directors included in the Category of 'Public Shareholding-Others' are not having control over the company.


NOTE 2: 26536078 equity shares, being held by NRI-Promoters, FIIs and NRIs aggregating to 19.99% of total share capital of the company.

For DIVI'S LABORATORIES LTD.


COMPANY SECRETARY


**(I)(b) Statement showing holding of securities (including shares, warrants, convertible securities) of persons belonging to the category
"Promoter and Promoter Group"**

Sr. No.	Name of the shareholder		Details of shares held		Encumbered shares			Details of Warrants		Details of convertible securities		Total shares (including underlying shares assuming full conversion of warrants and convertible securities) as a % of diluted share capital
			Number of shares held	As a % of grand total (A)+(B)+(C)	No.	As a percentage (VI)= (V)/(III)*100	As a % of grand total (A)+(B)+(C) of sub-clause (I)(a)	Number of warrants held	As a % total number of warrants of the same class	Number of convertible securities held	As a % total number of convertible securities of the same class	
(I)	(II)	(III)	(IV)	(V)	(VI)= (V)/(III)*100	(VII)	(VIII)	(IX)	(X)	(XI)	(XII)	
	INDIAN INDIVIDUALS:											
1	NILIMA MOTAPARTI	2700000	20.34	0	0.00	0.00	0	0.00	0	0.00	20.34	
2	DIVI SATCHANDRA KIRAN	2300000	17.33	0	0.00	0.00	0	0.00	0	0.00	17.33	
3	MURALI KRISHNA PRASAD DIVI	7783500	5.86	0	0.00	0.00	0	0.00	0	0.00	5.86	
4	DIVI SWARNA LATHA	7000000	5.27	0	0.00	0.00	0	0.00	0	0.00	5.27	
5	DIVI MADHUSUDANA RAO	282316	0.21	0	0.00	0.00	0	0.00	0	0.00	0.21	
6	DIVI BABU RAJENDRA PRASAD	13300	0.01	0	0.00	0.00	0	0.00	0	0.00	0.01	
7	RADHAKRISHNA RAO DIVI	1500	0.00	0	0.00	0.00	0	0.00	0	0.00	0.00	
	Sub-total	65080616										
	BODIES CORPORATES:											
1	DIVIS BIOTECH PRIVATE LIMITED	4000000	3.01	0	0.00	0.00	0	0.00	0	0.00	3.01	
	Sub-total	4000000										
	FOREIGN INDIVIDUALS:											
1	SRI RAMACHANDRA RAO DIVI	50000	0.04	0	0.00	0.00	0	0.00	0	0.00	0.04	
	Sub-total	50000										
	GRAND TOTAL	69130616	52.08	0	0.00	0.00	0	0.00	0	0.00	52.08	




(1)(c)(i) Statement showing holding of securities (including shares, warrants, convertible securities) of persons belonging to the category "Public" and holding more than 1% of the total number of shares

Sr. No.	Name of the shareholder	Number of shares held	Shares as a percentage of total number of shares {i.e., Grand Total (A)+(B)+(C) indicated in Statement at para (I)(a) above}	Details of Warrants		Details of convertible securities		Total shares (including underlying shares assuming full conversion of warrants and convertible securities) as a % of diluted share capital
				Number of warrants held	As a % total number of warrants of the same class	Number of convertible securities held	As a % total number of convertible securities of the same class	
1	RELIANCE CAPITAL TRUSTEE CO LTD	6982362	5.26	0	0.00	0	0.00	5.26
2	ICICI PRUDENTIAL MUTUAL FUND	3271450	2.46	0	0.00	0	0.00	2.46
3	CREDIT SUISSE (SINGAPORE) LIMITED	2702062	2.04	0	0.00	0	0.00	2.04
4	HDFC TRUSTEE CO LTD	2526623	1.90	0	0.00	0	0.00	1.90
5	HDFC STANDARD LIFE INSURANCE COMPANY LTD	2232325	1.68	0	0.00	0	0.00	1.68
6	RELIANCE LIFE INSURANCE COMPANY LIMITED	2193547	1.65	0	0.00	0	0.00	1.65
7	SBI MUTUAL FUND	1523454	1.15	0	0.00	0	0.00	1.15
8	ABU DHABI INVESTMENT AUTHORITY	1460066	1.10	0	0.00	0	0.00	1.10
9	M3 INVESTMENT PRIVATE LIMITED	1443464	1.09	0	0.00	0	0.00	1.09
10	MORGAN STANLEY ASIA (SINGAPORE) PTE.	1350026	1.02	0	0.00	0	0.00	1.02
	TOTAL	25685379	19.35	0	0.00	0	0.00	19.35



(I)(c)(ii) Statement showing holding of securities (including shares, warrants, convertible securities) of persons (together with PAC) belonging to the category "Public" and holding more than 5% of the total number of shares

Sr. No.	Name(s) of the shareholder(s) and Persons Acting in Concert (PAC) with them	Number of shares held	Shares as a percentage of total number of shares {i.e., Grand Total (A)+(B)+(C) indicated in Statement at para (I)(a) above}	Details of Warrants		Details of convertible securities		Total shares (including underlying shares assuming full conversion of warrants and convertible securities) as a % of diluted share capital
				Number of warrants held	As a % total number of warrants of the same class	Number of convertible securities held	As a % total number of convertible securities of the same class	
1	RELIANCE CAPITAL TRUSTEE CO LTD	6982362	5.26	0	0.00	0	0.00	5.26
	TOTAL	6982362	5.26	0	0.00	0	0.00	5.26





STATEMENT SHOWING DETAILS OF LOCKED-IN SHARES			
(I)(d)			
Sr.No.	Name of the shareholder	Number of locked-in shares	Locked-in shares as a (%) percentage of total number of shares
	NIL		Promoter/Promoter Group/Public

STATEMENT SHOWING DETAILS OF DEPOSITORY RECEIPTS (DRS)			
(II)(a)			
Sr.No.	Type of outstanding DR (ADRs,GDRs,SDRs,etc.)	Number of outstanding DRs	Number of shares underlying outstanding DRs
	NIL		Shares underlying outstanding DRs as a percentage of total number of shares

Statement showing Holding of Depository Receipts (DRs), where underlying shares held by "Promoter/Promoter group" are in excess of 1% of the total number shares.			
(III)(b)			
Sr.No.	Name of the DR Holder	Type of outstanding DR (ADRs,GDRs,SDRs, etc.)	Number of shares underlying outstanding DRs
	NIL		Shares underlying outstanding DRs as a percentage of total number of shares