



(1)(a) STATEMENT SHOWING SHAREHOLDING PATTERN IN CLAUSE-35

| NAME OF THE COMPANY: DIVIS LABORATORIES LIMITED | | Name of the Scrip: DIVISLAB | |
|--|------------------|---|--|
| SCRIP CODE: | 532488 | | |
| Class of Security: | Equity | | |
| QUARTER ENDED: | 30/06/2014 | | |
| Partly paid-up shares | | As a % of total no. of partly paid-up shares | As a % of total no. of shares of the Company. |
| Held by promoter/promoter group | 0 | 0 | 0 |
| Held by Public | 0 | 0 | 0 |
| Total: | 0 | 0 | 0 |
| Outstanding convertible securities: | | As a % of total no. of outstanding convertible securities. | As a % of total no. of shares of the Company assuming full conversion of the convertible securities |
| Held by promoter/promoter group | 0 | 0 | 0 |
| Held by Public | 0 | 0 | 0 |
| Total: | 0 | 0 | 0 |
| Warrants: | | As a % of total no. of warrants | As a % of total no. of shares of the Company, assuming full conversion of warrants |
| Held by promoter/promoter group | 0 | 0 | 0 |
| Held by Public | 0 | 0 | 0 |
| Total: | 0 | 0 | 0 |
| Total paid-up capital of the Company, assuming full conversion of warrants and convertible securities | 132734290 | 0 | 100.00 |



| Category code | Category of shareholder | Number of shareholders | Total Number of shares | Number of shares held in de materialized form | Total shareholding as a percentage of total number of shares | | Shares pledged or otherwise encumbered | |
|---------------|--|------------------------|------------------------|---|--|----------------------------|--|--------------------------|
| | | | | | As a percentage of (A+B) | As a percentage of (A+B+C) | No of shares | As a percentage |
| (I) | (II) | (III) | (IV) | (V) | (VI) | (VII) | (VIII) | (IX)= (VIII)/(IV)*100 |
| (A) | Promoter and Promoter Group | | | | | | | |
| (1) | Indian | | | | | | | |
| (a) | Individuals / Hindu Undivided Family | 7 | 65080616 | 65080616 | 49.03 | 49.03 | 0 | 0.00 |
| (b) | Central Government / State Government(s) | -- | | 0 | 0.00 | 0.00 | 0 | 0.00 |
| (c) | Bodies Corporate | 1 | 4000000 | 4000000 | 3.01 | 3.01 | 0 | 0.00 |
| (d) | Financial Institutions / Banks | | 0 | 0 | 0.00 | 0.00 | 0 | 0.00 |
| (e) | Others | | 0 | 0 | 0.00 | 0.00 | 0 | 0.00 |
| | Sub-total A(1) : | 8 | 69080616 | 69080616 | 52.04 | 52.04 | 0 | 0.00 |
| (2) | Foreign | | | | | | | |
| (a) | Individuals (NRIs / Foreign Individuals) | 1 | 50000 | 50000 | 0.04 | 0.04 | 0 | 0.00 |
| (b) | Bodies Corporate | | 0 | 0 | 0.00 | 0.00 | 0 | 0.00 |
| (c) | Institutions | | 0 | 0 | 0.00 | 0.00 | 0 | 0.00 |
| (d) | Qualified Foreign Investor | | 0 | 0 | 0.00 | 0.00 | 0 | 0.00 |
| (e) | Others | | 0 | 0 | 0.00 | 0.00 | 0 | 0.00 |
| | Sub-total A(2) : | 1 | 50000 | 50000 | 0.04 | 0.04 | 0 | 0.00 |
| | Total Shareholding of Promoter and Promoter Group A=A(1)+A(2) : | 9 | 69130616 | 69130616 | 52.08 | 52.08 | 0 | 0.00 |
| (B) | Public Shareholding | | | | | | N.A | N.A |
| (1) | Institutions | | | | | | N.A | N.A |
| (a) | Mutual Funds / UTI | 187 | 15446647 | 15446647 | 11.64 | 11.64 | | |
| (b) | Financial Institutions / Banks | 11 | 151095 | 151095 | 0.11 | 0.11 | | |
| (c) | Central Government / State Government(s) | | 0 | 0 | 0.00 | 0.00 | | |
| (d) | Venture Capital Funds | | 0 | 0 | 0.00 | 0.00 | | |
| (e) | Insurance Companies | | 0 | 0 | 0.00 | 0.00 | | |
| (f) | Foreign Institutional Investors | 331 | 25183069 | 25183069 | 18.97 | 18.97 | | |
| (g) | Foreign Venture Capital Investors | | 0 | 0 | 0.00 | 0.00 | | |
| (h) | Qualified Foreign Investor | | 0 | 0 | 0.00 | 0.00 | | |
| (i) | Others | | 0 | 0 | 0.00 | 0.00 | | |
| | Sub-total B(1) : | 529 | 40780811 | 40780811 | 30.72 | 30.72 | | |
| (2) | Non-institutions | | | | | | N.A | N.A |
| (a) | Bodies Corporate | 901 | 11946030 | 11946020 | 9.00 | 9.00 | | |
| (b) | Individuals | | | | | | | |
| | i) Individual shareholders holding nominal share capital up to Rs.1 lakh | 29112 | 8116628 | 7844855 | 6.11 | 6.11 | | |



| | | | | | | | | |
|-----|--|--------------|------------------|------------------|---------------|---------------|----------|-------------|
| | ii) Individual shareholders holding nominal share capital in excess of Rs.1 lakh | 11 | 1010752 | 1010752 | 0.76 | 0.76 | | |
| (c) | Qualified Foreign Investor | | 0 | 0 | 0.00 | 0.00 | | |
| (d) | Others - i) Non Resident Indians | 917 | 898796 | 880296 | 0.68 | 0.68 | | |
| | ii) Directors not in control of the Company | 3 | 461539 | 61139 | 0.35 | 0.35 | | |
| | iii) Trusts | 8 | 148429 | 148429 | 0.11 | 0.11 | | |
| | iv) Clearing Members | 306 | 240689 | 240689 | 0.18 | 0.18 | | |
| | Sub-total B(2) : | 31258 | 22822863 | 22132180 | 17.19 | 17.19 | | |
| | Total Public Shareholding B=B(1)+B(2) : | 31787 | 63603674 | 62912991 | 47.92 | 47.92 | N.A | N.A |
| | Total [A+B] : | 31796 | 132734290 | 132043607 | 100.00 | 100.00 | | |
| | (C) Shares held by Custodians against which Depository Recelpts have been issued | 0 | 0 | 0 | 0 | 0 | N.A | N.A |
| (1) | Promoter and promoter group | 0 | 0 | 0 | 0 | 0 | N.A | N.A |
| (2) | Public | 0 | 0 | 0 | 0 | 0 | N.A | N.A |
| | GRAND TOTAL: [A+B+C] | 31796 | 132734290 | 132043607 | 100.00 | 100.00 | 0 | 0.00 |

NOTE 1: Directors included in the Category of 'Public Shareholding-Others' are not having control over the company.

NOTE 2: 26131865 equity shares, being held by NRI-Promoters, FIs and NRIs aggregating to 19.69% of total share capital of the company.


For DIVI'S LABORATORIES LTD.

Rajani P.V.
COMPANY SECRETARY

P.V. Lakshmi Rajani
(ACS 18882)


**(I)(b) Statement showing holding of securities (including shares, warrants, convertible securities) of persons belonging to the category
"Promoter and Promoter Group"**

| Sr. No. | Name of the shareholder | Details of shares held | | Encumbered shares | | | Details of Warrants | | Details of convertible securities | | Total shares (including underlying shares assuming full conversion of warrants and convertible securities) as a % of diluted share capital |
|---------|-------------------------------|------------------------|-----------------------------------|-------------------|------------------------------|--|-------------------------|---|---------------------------------------|---|--|
| | | Number of shares held | As a % of grand total (A)+(B)+(C) | No. | As a percentage (V)/(VI)*100 | As a % of grand total (A)+(B)+(C) of sub-clause (I)(a) | Number of warrants held | As a % total number of warrants of the same class | Number of convertible securities held | As a % total number of convertible securities of the same class | |
| (I) | (II) | (III) | (IV) | (V) | (VI)= (V)/(III)*100 | (VII) | (VIII) | (IX) | (X) | (XI) | (XII) |
| | INDIAN INDIVIDUALS: | | | | | | | | | | |
| 1 | NILIMA MOTAPARTI | 27000000 | 20.34 | 0 | 0.00 | 0.00 | 0 | 0.00 | 0 | 0.00 | 20.34 |
| 2 | DIVI SATCHANDRA KIRAN | 23000000 | 17.33 | 0 | 0.00 | 0.00 | 0 | 0.00 | 0 | 0.00 | 17.33 |
| 3 | MURALI KRISHNA PRASAD DIVI | 7783500 | 5.86 | 0 | 0.00 | 0.00 | 0 | 0.00 | 0 | 0.00 | 5.86 |
| 4 | DIVI SWARNA LATHA | 7000000 | 5.27 | 0 | 0.00 | 0.00 | 0 | 0.00 | 0 | 0.00 | 5.27 |
| 5 | DIVI MADHUSUDANA RAO | 282316 | 0.21 | 0 | 0.00 | 0.00 | 0 | 0.00 | 0 | 0.00 | 0.21 |
| 6 | DIVI BABU RAJENDRA PRASAD | 13300 | 0.01 | 0 | 0.00 | 0.00 | 0 | 0.00 | 0 | 0.00 | 0.01 |
| 7 | RADHAKRISHNA RAO DIVI | 1500 | 0.00 | 0 | 0.00 | 0.00 | 0 | 0.00 | 0 | 0.00 | 0.00 |
| | Sub-total | 65080616 | | | | | | | | | |
| | BODIES CORPORATES: | | | | | | | | | | |
| 1 | DIVIS BIOTECH PRIVATE LIMITED | 4000000 | 3.01 | 0 | 0.00 | 0.00 | 0 | 0.00 | 0 | 0.00 | 3.01 |
| | Sub-total | 4000000 | | | | | | | | | |
| | FOREIGN INDIVIDUALS: | | | | | | | | | | |
| 1 | RAMACHANDRA RAO DIVI | 50000 | 0.04 | 0 | 0.00 | 0.00 | 0 | 0.00 | 0 | 0.00 | 0.04 |
| | Sub-total | 50000 | | | | | | | | | |
| | GRAND TOTAL | 69130616 | 52.08 | 0 | 0.00 | 0.00 | 0 | 0.00 | 0 | 0.00 | 52.08 |



(I)(c)(i) Statement showing holding of securities (including shares, warrants, convertible securities) of persons belonging to the category "Public" and holding more than 1% of the total number of shares

| Sr. No. | Name of the shareholder | Number of shares held | Shares as a percentage of total number of shares {i.e., Grand Total (A)+(B)+(C) indicated in Statement at para (I)(a) above} | Details of Warrants | | Details of convertible securities | | Total shares (including underlying shares assuming full conversion of warrants and convertible securities) as a % of diluted share capital |
|---------|--|-----------------------|--|-------------------------|---|---------------------------------------|---|--|
| | | | | Number of warrants held | As a % total number of warrants of the same class | Number of convertible securities held | As a % total number of convertible securities of the same class | |
| 1 | RELIANCE CAPITAL TRUSTEE CO LTD | 7573106 | 5.71 | 0 | 0.00 | 0 | 0.00 | 5.71 |
| 2 | RELIANCE LIFE INSURANCE COMPANY LIMITED | 3393761 | 2.56 | 0 | 0.00 | 0 | 0.00 | 2.56 |
| 3 | CREDIT SUISSE (SINGAPORE) LIMITED | 3294658 | 2.48 | 0 | 0.00 | 0 | 0.00 | 2.48 |
| 4 | HDFC STANDARD LIFE INSURANCE COMPANY LTD | 2641946 | 1.99 | 0 | 0.00 | 0 | 0.00 | 1.99 |
| 5 | ICICI PRUDENTIAL MUTUAL FUND | 2168687 | 1.63 | 0 | 0.00 | 0 | 0.00 | 1.63 |
| 6 | MORGAN STANLEY ASIA (SINGAPORE) PTE. | 1919193 | 1.45 | 0 | 0.00 | 0 | 0.00 | 1.45 |
| 7 | SBI MUTUAL FUND | 1539956 | 1.16 | 0 | 0.00 | 0 | 0.00 | 1.16 |
| 8 | M3 INVESTMENT PRIVATE LIMITED | 1443464 | 1.09 | 0 | 0.00 | 0 | 0.00 | 1.09 |
| 9 | BIRLA SUN LIFE INSURANCE COMPANY LIMITED | 1416945 | 1.07 | 0 | 0.00 | 0 | 0.00 | 1.07 |
| 10 | ABU DHABI INVESTMENT AUTHORITY | 1347154 | 1.01 | 0 | 0.00 | 0 | 0.00 | 1.01 |
| | TOTAL | 26738870 | 20.14 | 0 | 0.00 | 0 | 0.00 | 20.14 |



(I)(c)(ii) Statement showing holding of securities (including shares, warrants, convertible securities) of persons (together with PAC) belonging to the category "Public" and holding more than 5% of the total number of shares

| Sr. No. | Name(s) of the shareholder(s) and Persons Acting in Concert (PAC) with them | Number of shares held | Shares as a percentage of total number of shares (i.e., Grand Total (A)+(B)+(C) indicated in Statement at para (I)(a) above) | Details of Warrants | | Details of convertible securities | | Total shares (including underlying shares assuming full conversion of warrants and convertible securities) as a % of diluted share capital |
|---------|---|-----------------------|--|-------------------------|---|---------------------------------------|---|--|
| | | | | Number of warrants held | As a % total number of warrants of the same class | Number of convertible securities held | As a % total number of convertible securities of the same class | |
| 1 | RELINANCE CAPITAL TRUSTEE CO LTD | 7573106 | 5.71 | 0 | 0.00 | 0 | 0.00 | 5.71 |
| | | | | | | | | |
| | TOTAL | 7573106 | 5.71 | 0 | 0.00 | 0 | 0.00 | 5.71 |



| STATEMENT SHOWING DETAILS OF LOCKED-IN SHARES | | | |
|---|-------------------------|----------------------------|--|
| (I)(d) | | | |
| Sr.No. | Name of the shareholder | Number of locked-in shares | Locked-in shares as a (%) percentage of total number of shares |
| | NIL | | |
| | | | |
| | | | |
| | | | |

| STATEMENT SHOWING DETAILS OF DEPOSITORY RECEIPTS (DRS) | | | |
|--|--|---------------------------|---|
| (II)(a) | | | |
| Sr.No. | Type of outstanding DR (ADRs,GDRs,SDRs,etc.) | Number of outstanding DRs | Number of shares underlying outstanding DRs |
| | NIL | | |
| | | | |
| | | | |
| | | | |

| Statement showing Holding of Depository Receipts (DRs), where underlying shares held by "Promoter/Promoter group" are in excess of 1% of the total number shares. | | | |
|---|-----------------------|---|---|
| (III)(b) | | | |
| Sr.No. | Name of the DR Holder | Type of outstanding DR (ADRs,GDRs,SDRs, etc.) | Number of shares underlying outstanding DRs |
| | NIL | | |
| | | | |
| | | | |
| | | | |

