



(1)(a) STATEMENT SHOWING SHAREHOLDING PATTERN IN CLAUSE-35				
NAME OF THE COMPANY: DIVIS LABORATORIES LIMITED				
SCRIP CODE:	532488	Name of the Scrip: DIVISLAB		
Class of Security:	Equity			
QUARTER ENDED:	31/12/2014			
Partly paid-up shares		As a % of total no. of partly paid-up shares	As a % of total no. of shares of the Company.	
Held by promoter/promoter group		0	0	0
Held by Public		0	0	0
Total:		0	0	0
Outstanding convertible securities:		As a % of total no. of outstanding convertible securities.	As a % of total no. of shares of the Company assuming full conversion of the convertible securities	
Held by promoter/promoter group		0	0	0
Held by Public		0	0	0
Total:		0	0	0
Warrants:		As a % of total no. of warrants	As a % of total no. of shares of the Company, assuming full conversion of warrants	
Held by promoter/promoter group		0	0	0
Held by Public		0	0	0
Total:		0	0	0
Total paid-up capital of the Company, assuming full conversion of warrants and convertible securities		132734290	0	100.00



Category code	Category of shareholder	Number of shareholders	Total Number of shares	Number of shares held in de materialized form	Total shareholding as a percentage of total number of shares		Shares pledged or otherwise encumbered	
					As a percentage of (A+B)	As a percentage of (A+B+C)	No of shares	As a percentage
(I)	(II)	(III)	(IV)	(V)	(VI)	(VII)	(VIII)	(IX)= (VIII)/(IV)*100
(A) Promoter and Promoter Group								
(1) Indian								
(a)	Individuals / Hindu Undivided Family	7	65080616	65080616	49.03	49.03	0	0.00
(b)	Central Government / State Government(s)	--		0	0.00	0.00	0	0.00
(c)	Bodies Corporate	1	4000000	4000000	3.01	3.01	0	0.00
(d)	Financial Institutions / Banks		0	0	0.00	0.00	0	0.00
(e)	Others		0	0	0.00	0.00	0	0.00
	Sub-total A(1) :	8	69080616	69080616	52.04	52.04	0	0.00
(2) Foreign								
(a)	Individuals (NRIs / Foreign Individuals)	1	50000	50000	0.04	0.04	0	0.00
(b)	Bodies Corporate		0	0	0.00	0.00	0	0.00
(c)	Institutions		0	0	0.00	0.00	0	0.00
(d)	Qualified Foreign Investor		0	0	0.00	0.00	0	0.00
(e)	Others		0	0	0.00	0.00	0	0.00
	Sub-total A(2) :	1	50000	50000	0.04	0.04	0	0.00
	Total Shareholding of Promoter and Promoter Group A=A(1)+A(2) :	9	69130616	69130616	52.08	52.08	0	0.00
(B) Public Shareholding								
(1) Institutions							N.A	N.A
(a)	Mutual Funds / UTI	150	17008171	17008171	12.81	12.81	N.A	N.A
(b)	Financial Institutions / Banks	18	772469	772469	0.58	0.58		
(c)	Central Government / State Government(s)		0	0	0.00	0.00		
(d)	Venture Capital Funds		0	0	0.00	0.00		
(e)	Insurance Companies		0	0	0.00	0.00		
(f)	Foreign Institutional Investors	347	26057546	26057546	19.63	19.63		
(g)	Foreign Venture Capital Investors		0	0	0.00	0.00		
(h)	Qualified Foreign Investor		0	0	0.00	0.00		
(i)	Others		0	0	0.00	0.00		
	Sub-total B(1) :	515	43838186	43838186	33.03	33.03		
(2) Non-institutions							N.A	N.A
(a)	Bodies Corporate	914	9484899	9484899	7.15	7.15		
(b)	Individuals							
	i) Individual shareholders holding nominal share capital up to Rs.1 lakh	28808	7938513	7682740	5.98	5.98		



	ii) Individual shareholders holding nominal share capital in excess of Rs.1 lakh	9	868222	868222	0.65	0.65		
(c)	Qualified Foreign Investor	0	0	0	0.00	0.00		
(d)	Others - i) Non Resident Indians	826	812172	793672	0.61	0.61		
	ii) Directors not in control of the Company	4	471539	71139	0.36	0.36		
	iii) Trusts	5	138376	138376	0.10	0.10		
	iv) Clearing Members	91	51767	51767	0.04	0.04		
	Sub-total B(2) :	30657	19765488	19090805	14.89	14.89		
	Total Public Shareholding B=B(1)+B(2) :	31172	63603674	62928991	47.92	47.92	N.A	N.A
	Total [A+B] :	31181	132734290	132059607	100.00	100.00		
	(C) Shares held by Custodians against which Depository Receipts have been issued	0	0	0	0	0	N.A	N.A
(1)	Promoter and promoter group	0	0	0	0	0	N.A	N.A
(2)	Public	0	0	0	0	0	N.A	N.A
	GRAND TOTAL: [A+B+C]	31181	132734290	132059607	100.00	100.00	0	0.00

NOTE 1: Directors included in the Category of 'Public Shareholding-Others' are not having control over the company.

NOTE 2: 26919718 equity shares, being held by NRI-Promoters, FIIs and NRIs aggregating to 20.28% of total share capital of the company.

For DIVI'S LABORATORIES LTD.


COMPANY SECRETARY


**(I)(b) Statement showing holding of securities (including shares, warrants, convertible securities) of persons belonging to the category
"Promoter and Promoter Group"**

Sr. No.	Name of the shareholder	Details of shares held		Encumbered shares			Details of Warrants		Details of convertible securities		Total shares (including underlying shares assuming full conversion of warrants and convertible securities) as a % of diluted share capital
		Number of shares held	As a % of grand total (A)+(B)+(C)	No.	As a percentage (VI)=(V)/(III)*100	As a % of grand total (A)+(B)+(C) of sub-clause (I)(a)	Number of warrants held	As a % total number of warrants of the same class	Number of convertible securities held	As a % total number of convertible securities of the same class	
(I)	(II)	(III)	(IV)	(V)	(VI)= (V)/(III)*100	(VII)	(VIII)	(IX)	(X)	(XI)	(XII)
	INDIAN INDIVIDUALS:										
1	NILIMA MOTAPARTI	2700000	20.34	0	0.00	0.00	0	0.00	0	0.00	20.34
2	DIVI SATCHANDRA KIRAN	2300000	17.33	0	0.00	0.00	0	0.00	0	0.00	17.33
3	MURALI KRISHNA PRASAD DIVI	7783500	5.86	0	0.00	0.00	0	0.00	0	0.00	5.86
4	DIVI SWARNA LATHA	7000000	5.27	0	0.00	0.00	0	0.00	0	0.00	5.27
5	DIVI MADHUSUDANA RAO	282316	0.21	0	0.00	0.00	0	0.00	0	0.00	0.21
6	DIVI BABU RAJENDRA PRASAD	13300	0.01	0	0.00	0.00	0	0.00	0	0.00	0.01
7	RADHAKRISHNA RAO DIVI	1500	0.00	0	0.00	0.00	0	0.00	0	0.00	0.00
	Sub-total	65080616									
	BODIES CORPORATES:										
1	DIVIS BIOTECH PRIVATE LIMITED	4000000	3.01	0	0.00	0.00	0	0.00	0	0.00	3.01
	Sub-total	4000000									
	FOREIGN INDIVIDUALS:										
1	SRI RAMACHANDRA RAO DIVI	50000	0.04	0	0.00	0.00	0	0.00	0	0.00	0.04
	Sub-total	50000									
	GRAND TOTAL	69130616	52.08	0	0.00	0.00	0	0.00	0	0.00	52.08




(I)(C)(i) Statement showing holding of securities (including shares, warrants, convertible securities) of persons belonging to the category "Public" and holding more than 1% of the total number of shares

Sr. No.	Name of the shareholder	Number of shares held	Shares as a percentage of total number of shares {i.e., Grand Total (A)+(B)+(C) indicated in Statement at para (I)(a) above}	Details of Warrants		Details of convertible securities		Total shares (including underlying shares assuming full conversion of warrants and convertible securities) as a % of diluted share capital
				Number of warrants held	As a % total number of warrants of the same class	Number of convertible securities held	As a % total number of convertible securities of the same class	
1	RELIANCE CAPITAL TRUSTEE CO LTD	7329072	5.52	0	0.00	0	0.00	5.52
2	CREDIT SUISSE (SINGAPORE) LIMITED	3221223	2.43	0	0.00	0	0.00	2.43
3	ICICI PRUDENTIAL MUTUAL FUND	3153646	2.38	0	0.00	0	0.00	2.38
4	RELIANCE LIFE INSURANCE COMPANY LIMITED	2503636	1.89	0	0.00	0	0.00	1.89
5	HDFC STANDARD LIFE INSURANCE COMPANY LTD	2201472	1.66	0	0.00	0	0.00	1.66
6	MORGAN STANLEY ASIA (SINGAPORE) PTE.	1992668	1.50	0	0.00	0	0.00	1.50
7	HDFC TRUSTEE CO LTD	1697623	1.28	0	0.00	0	0.00	1.28
8	ABU DHABI INVESTMENT AUTHORITY	1469757	1.11	0	0.00	0	0.00	1.11
9	M3 INVESTMENT PRIVATE LIMITED	1443464	1.09	0	0.00	0	0.00	1.09
10	SBI MUTUAL FUND	1418789	1.07	0	0.00	0	0.00	1.07
	TOTAL	26431350	19.91	0	0.00	0	0.00	19.91



(I)(c)(ii) Statement showing holding of securities (including shares, warrants, convertible securities) of persons (together with PAC) belonging to the category "Public" and holding more than 5% of the total number of shares

Sr. No.	Name(s) of the shareholder(s) and Persons Acting in Concert (PAC) with them	Number of shares held	Shares as a percentage of total number of shares {i.e., Grand Total (A)+(B)+(C) indicated in Statement at para (I)(a) above}	Details of Warrants		Details of convertible securities		Total shares (including underlying shares assuming full conversion of warrants and convertible securities) as a % of diluted share capital
				Number of warrants held	As a % total number of warrants of the same class	Number of convertible securities held	As a % total number of convertible securities of the same class	
1	RELIANCE CAPITAL TRUSTEE CO LTD	7329072	5.52	0	0.00	0	0.00	5.52
	TOTAL	7329072	5.52	0	0.00	0	0.00	5.52



STATEMENT SHOWING DETAILS OF LOCKED-IN SHARES				
(I)(d)				
Sr.No.	Name of the shareholder	Number of locked-in shares	Locked-in shares as a (%) percentage of total number of shares	Promoter/Promoter Group/Public
	NIL			

STATEMENT SHOWING DETAILS OF DEPOSITORY RECEIPTS (DRS)				
(II)(a)				
Sr.No.	Type of outstanding DR (ADRs, GDRs, SDRs, etc.)	Number of outstanding DRs	Number of shares underlying outstanding DRs	Shares underlying outstanding DRs as a percentage of total number of shares
	NIL			

Statement showing Holding of Depository Receipts (DRs), where underlying shares held by "Promoter/Promoter group" are in excess of 1% of the total number shares.				
(II)(b)				
Sr.No.	Name of the DR Holder	Type of outstanding DR (ADRs, GDRs, SDRs, etc.)	Number of shares underlying outstanding DRs	Shares underlying outstanding DRs as a percentage of total number of shares
	NIL			

