


(I)(A)

STATEMENT SHOWING SHAREHOLDING PATTERN

Name of the Company : DISH TV INDIA LIMITED			
Scrip Code, Name of Scrip, Class of Security: BSE Limited : 532839 (Fully Paid Shares) National Stock Exchange :DISHTV (Fully Paid Shares)			
Quarter Ended: March 31, 2015			
Partly paid up shares* :-			
	Number of partly paid -up shares	As a % of total no. of partly paid - up shares	As a % of total no. of shares of the Company
Held by Promoter/Promoter group	0	0.00	0.00
Held by Public	51,945	100.00	0.00
Total	51,945	100.00	0.00
Outstanding Convertible Securities :-			
	Number of outstanding Securities	As a % of total no. of outstanding convertible Securities	As a % of total no. of shares of the company, assuming full conversion of the convertible securities
Held by Promoter/Promoter group	0	0.00	0.00
Held by Public	0	0.00	0.00
Total	0	0.00	0.00
Warrants :-			
	Number of Warrants	As a % of total no. of warrants	As a % of total no. of shares of the Company assuming full conversion of Warrants
Held by Promoter/Promoter group	0	0.00	0.00
Held by Public	0	0.00	0.00
Total	0	0.00	0.00
Total paid up capital of the Company, assuming full conversion of warrants and convertible securities	0	0.00	0.00

* The ISINs (ISIN: 9836F01024 - Rs. 0.75 paid up & ISIN : 9836F01016 - Rs. 0.50 paid up) pertaining to partly paid up equity shares have been suspended on account of Company making the further Calls and hence these shares do not constitute the listed capital of the Company on Stock Exchanges.


Ranjit S



(I)(A)

STATEMENT SHOWING SHAREHOLDING PATTERN


Category Code	Category of Shareholder	Number of Shareholders	Total Number of Shares	No of Shares held in Dematerialised form	Total Shareholding as percentage of total number of shares		Shares pledged or otherwise encumbered	
					As % of (A+B)	As % of (A+B+C)	No of Shares	As a % of shareholding
(I)	(II)	(III)	(IV)	(V)	(VI)	(VII)	(VIII)	(IX)= VIII/IV*100
A	Promoter & Promoter Group							
1	Indian							
a	Individuals / HUF	0	0	0	0.00	0.00	0	0.00
b	Central Govt. / State Government	0	0	0	0.00	0.00	0	0.00
c	Bodies Corporate	21	648,651,785	648,651,785	66.15	60.87	307,895,600	47.47
d	Financial Institutions / Banks	0	0	0	0.00	0.00	0	0.00
e	Directors & their relatives	8	2,594,150	2,594,150	0.26	0.24	0	0.00
	Sub - Total (A) (1)	29	651,245,935	651,245,935	66.42	61.12	307,895,600	47.28
2	Foreign							
a	Individuals (Non-resident/ Foreign)	0	0	0	0.00	0.00	0	0.00
b	Bodies Corporate (OCB)	2	35,632,125	35,632,125	3.63	3.34	0	0.00
c	Institutions - Foreign Bodies	0	0	0	0.00	0.00	0	0.00
d	Qualified Foreign Investor	0	0	0	0.00	0.00	0	0.00
e	Any other (Specify)	0	0	0	0.00	0.00	0	0.00
	Sub - Total (A) (2)	2	35,632,125	35,632,125	3.63	3.34	0	0.00
	Total Shareholding of Promoter and Promoter Group (A) =(A)(1)+(A)(2)	31	686,878,060	686,878,060	70.05	64.46	307,895,600	44.83
B	Public Shareholding							
1	Institutions						NA	NA
a	Mutual Funds and UTI	43	36,159,629	36,159,054	3.69	3.39	NA	NA
b	Financial Institutions / Banks	15	182,245	182,245	0.02	0.02		
c	Central Govt. / State Government	2	3,368,983	3,368,983	0.34	0.32		
d	Venture Capital Funds	0	0	0	0.00	0.00		
e	Insurance Companies	1	4,600	4,600	0.00	0.00		
f	Foreign Institutional Investors	135	136,594,693	136,588,368	13.93	12.82		
g	Foreign Venture Capital Investors	0	0	0	0.00	0.00		
h	Qualified Foreign Investor	0	0	0	0.00	0.00		
i	Any other (Specify)	0	0	0	0.00	0.00		
	Sub - Total (B)(1)	196	176,310,150	176,303,250	17.98	16.55		
2	Non-Institutions						NA	NA
a	Bodies Corporate	1680	40,525,421	40,521,028	4.13	3.80		
b-i	Individual shareholders holding nominal share capital upto Rs. 1 Lakh	137402	33,717,016	33,487,565	3.44	3.16		
b-ii	Individual shareholders holding nominal share capital in excess of Rs. 1 lakh.	16	8,043,113	8,043,113	0.82	0.75		
c	Qualified Foreign Investor	0	0	0	0.00	0.00		
d	Any other							
i	Overseas Corporate Body	3	8,883	8,883	0.00	0.00		
ii	Foreign National	1	575	575	0.00	0.00		
iii	Foreign Bodies	1	32,000,000	32,000,000	3.26	3.00		
iv	NRI	2114	3,013,278	2,785,364	0.31	0.28		
v	Trust	7	40,089	40,089	0.00	0.00		
	Sub - Total (B) (2)	141,224	117,348,375	116,886,617	11.97	11.01		
	Total Public Shareholding (B)= (B)(1)+(B)(2)	141,420	293,658,525	293,189,867	29.95	27.56		
	TOTAL (A)+(B)	141,451	980,536,585	980,067,927	100.00	92.02	307,895,600	31.40
C	Share held by Custodians & against which Depository Receipts have been Issued							
1	Promoter and Promoter Group	0	0	0		0.00		
2	Public	1	85,035,000	85,035,000		7.98		
	GRAND TOTAL (A+B+C)	141,452	1,065,571,585	1,065,102,927	NA	100.00	307,895,600	28.89



STATEMENT SHOWING HOLDING OF SECURITIES (INCLUDING SHARES, WARRANTS, CONVERTIBLE SECURITIES) OF PERSONS BELONGING TO THE CATEGORY "PROMOTER AND PROMOTER GROUP"

Sr. No	Name of the shareholder	Details of Shares held		Encumbered shares(*)		Details of warrants		Details of convertible securities		Total shares (including underlying shares assuming full conversion of warrants and convertible securities) as a % of diluted share capital
		No of Shares held	As a % of grand total (A)+(B)+(C)	Number of shares	As a Percentage (V)/(VI)*100	No of warrants held	As a % of total number of warrants of the same class	Number of convertible securities held	As a % of total number of convertible securities of the same class	
(I)	(II)	(III)	(IV)	(V)	(VI) = (V)/(III)*100	(VIII)	(IX)	(X)	(XI)	(XII)
1	Agrani Holding (Mauritius) Limited	35,172,125	3.30	0	0.00	0	0	0	0	3.30
2	Ambience Business Services Pvt. Ltd.	1,308,125	0.12	0	0.00	0	0	0	0	0.12
3	Ashok Kumar Goel	625,250	0.06	0	0.00	0	0	0	0	0.06
4	Ashok Mathai Kurien	1,174,150	0.11	0	0.00	0	0	0	0	0.11
5	Essel Media Ventures Limited	460,000	0.04	0	0.00	0	0	0	0	0.04
6	Direct Media Distribution Ventures Pvt. Ltd.	457,212,260	42.91	188,743,400	41.28	0	0	0	0	42.91
7	Direct Media Solutions Pvt. Ltd.	180,000,000	16.89	119,152,200	66.20	0	0	0	0	16.89
8	Jawahar Lal Goel	176,800	0.02	0	0.00	0	0	0	0	0.02
9	Jay Properties Private Limited	10,131,000	0.95	0	0.00	0	0	0	0	0.95
10	Nishi Goel	11,000	0.00	0	0.00	0	0	0	0	0.00
11	Priti Goel	11,000	0.00	0	0.00	0	0	0	0	0.00
12	Sprit Textiles Private Limited	300	0.00	0	0.00	0	0	0	0	0.00
13	Suryansh Goel	5,100	0.00	0	0.00	0	0	0	0	0.00
14	Sushila Devi	585,750	0.05	0	0.00	0	0	0	0	0.05
15	Tapash Goel	5,100	0.00	0	0.00	0	0	0	0	0.00
16	Veena Investments Pvt. Ltd.	100	0.00	0	0.00	0	0	0	0	0.00
	TOTAL	686,878,060	64.46	307,895,600	44.83	0	0	0	0	64.46

(*) The term "encumbrance" has the same meaning as assigned to it in regulation 28(3) of the SAST Regulations, 2011, as amended from time to time



Signature

(I)(d) STATEMENT SHOWING DETAILS OF LOCKED-IN SHARES

Sr. No.	Name of the shareholder	Category of shareholders (Promoter/Public)	Number of locked-in shares	Locked-in shares as a percentage of total number of shares {i.e., Grand Total (A)+(B)+(C) indicated in Statement at para (I)(a) above}
NIL				

(II)(a) STATEMENT SHOWING DETAILS OF DEPOSITORY RECEIPTS (DRS)

Sr. No.	Type of outstanding DR (ADRs, GDRs, SDRs, etc.)	Number of outstanding DRs	Number of shares underlying outstanding DRs	Shares underlying outstanding DRs as a percentage of total number of shares {i.e., Grand Total (A)+(B)+(C) indicated in Statement at para (I)(a) above}
1	GDRs	85035	85,035,000	7.98
TOTAL		85035	85,035,000	7.98

(II)(b)

STATEMENT SHOWING HOLDING OF DEPOSITORY RECEIPTS (DRS), WHERE UNDERLYING SHARES HELD BY 'PROMOTER/PROMOTER GROUP' ARE IN EXCESS OF 1% OF THE TOTAL NUMBER OF SHARES

Sr. No.	Name of the DR Holder	Type of outstanding DR (ADRs, GDRs, SDRs, etc.)	Number of shares underlying outstanding DRs	Shares underlying outstanding DRs as a percentage of total number of shares {i.e., Grand Total (A)+(B)+(C) indicated in Statement at para (I)(a) above}
NIL				

Handwritten signature

