

(I) (a) Statement showing Shareholding PatternName of the Company: **Dewan Housing Finance Corporation Limited**

Scrip Symbol/ Scrip ID , Name of the scrip, class of security: Scrip Symbol/ Scrip ID: DHFL

Quarter ended: 30th September, 2014

| Partly paid-up shares:- | No. of partly paid-up shares | As a % of total no. of partly paid-up | As a % of total no. of shares of the company |
|-------------------------|------------------------------|---------------------------------------|--|
|-------------------------|------------------------------|---------------------------------------|--|

| | | | |
|---------------------------------|-----|-----|-----|
| Held by promoter/promoter Group | Nil | Nil | Nil |
|---------------------------------|-----|-----|-----|

| | | | |
|----------------|-----|-----|-----|
| Held by public | Nil | Nil | Nil |
|----------------|-----|-----|-----|

Total

| Outstanding convertible securities:- | No. of outstanding securities | As a % of total no. of outstanding convertible securities | As a % of total no. of shares of the company, assuming full conversion of the convertible securities |
|--------------------------------------|-------------------------------|---|--|
|--------------------------------------|-------------------------------|---|--|

| | | | |
|---------------------------------|-----|-----|-----|
| Held by promoter/promoter Group | Nil | Nil | Nil |
|---------------------------------|-----|-----|-----|

| | | | |
|----------------|-----|-----|-----|
| Held by public | Nil | Nil | Nil |
|----------------|-----|-----|-----|

Total

| Warrants:- | No. of warrants | As a % of total no. of warrants | As a % of total no. of shares of the company, assuming full conversion of Warrants |
|------------|-----------------|---------------------------------|--|
|------------|-----------------|---------------------------------|--|



| | | | |
|---------------------------------|-----|-----|-----|
| Held by promoter/promoter Group | Nil | Nil | Nil |
|---------------------------------|-----|-----|-----|

| | | | |
|----------------|-----|-----|-----|
| Held by public | Nil | Nil | Nil |
|----------------|-----|-----|-----|

Total

| | |
|--|---|
| Total paid-up capital of the Company, assuming full conversion of warrants and convertible securities | 12,86,50,594 Equity shares of Rs. 10/- each. |
|--|---|

for Dewan Housing Finance Corporation Limited


Niti Arya
Company Secretary
Place : Mumbai

Dewan Housing Finance Corporation Limited

DISTRIBUTION OF SHAREHOLDING AS PER CLAUSE 35 OF THE LISTING AGREEMENT FOR THE QUARTER ENDED ON 30.09.2014

CLASS OF SECURITY : EQUITY

Scrip Symbol/ Scrip ID: DHFL/511072

| Category code | Category of Shareholder | Number of Share holders | Total number of shares | Total Number of shares held in dematerialized form | Total shareholding as a percentage of total number of | | Number of Shares otherwise encumbered | As a percentage of (IX)=(VIII)/(IV)*100 |
|---------------|--|-------------------------|------------------------|--|---|----------------------------------|---------------------------------------|---|
| | | | | | As a percentage of (A+B) ¹ (VI) | As a percentage of (A+B+C) (VII) | | |
| (I) | (II) | (III) | (IV) | (V) | (VI) | (VII) | (VIII) | (IX) |
| (A) | Shareholding of Promoter and Promoter Group ² | | | | | | | |
| (1) | Indian | | | | | | | |
| (a) | Individuals/ Hindu Undivided Family | 3 | 3000000 | 3000000 | 2.33 | 2.33 | 0.00 | 0.00 |
| (b) | Central Government/ State Government(s) | | | | | | | |
| (c) | Bodies Corporate | 1 | 47409822 | 47409822 | 36.85 | 36.85 | 0.00 | 0.00 |
| (d) | Financial Institutions/ Banks | | | | | | | |
| (e) | Any Others(Specify) | | | | | | | |
| | Sub Total(A)(1) | 4 | 50409822 | 50409822 | 39.18 | 39.18 | 0.00 | 0.00 |
| 2 | Foreign | | | | | | | |
| (a) | Individuals (Non-Residents Individuals/ Foreign Individuals) | | | | | | | |
| (b) | Bodies Corporate | | | | | | | |
| (c) | Institutions | | | | | | | |
| (d) | Any Others(Specify) | | | | | | | |
| | Sub Total(A)(2) | 0 | 0 | 0 | 0.00 | 0.00 | 0.00 | 0.00 |
| | Total Shareholding of Promoter and Promoter Group (A) = (A)(1)+(A)(2) | 4 | 50409822 | 50409822 | 39.18 | 39.18 | 0 | 0.00 |
| (B) | Public shareholding | | | | | | | |
| (1) | Institutions | | | | | | | |
| (a) | Mutual Funds/ UTI | 9 | 175378 | 155878 | 0.14 | 0.14 | 0.00 | 0.00 |
| (b) | Financial Institutions / Banks | 4 | 382685 | 382485 | 0.30 | 0.30 | 0.00 | 0.00 |
| (c) | Central Government/ State Government(s) | 1 | 1000 | 1000 | 0.00 | 0.00 | 0.00 | 0.00 |
| (d) | Venture Capital Funds | | | | | | | |
| (e) | Insurance Companies | 95 | 30895408 | 30895408 | 24.01 | 24.01 | 0.00 | 0.00 |
| (f) | Foreign Institutional Investors | | | | | | | |
| (g) | Foreign Portfolio Investor (Corporate) | 2 | 164394 | 164394 | 0.13 | 0.13 | 0.00 | 0.00 |



| Category code | Category of Shareholder | Number of Share holders | Total number of shares | Total Number of shares held in dematerialized form | Total shareholding as a percentage of total number of | | Shares Pledged or otherwise encumbered | |
|---------------|--|-------------------------|------------------------|--|---|----------------------------|--|-----------------|
| | | | | | As a percentage of (A+B) ¹ | As a percentage of (A+B+C) | Number of shares | As a percentage |
| (h) | Any Other (Specify) | | | | | | | |
| (h-i) | Foreign Institutional Investors (FDI) | 1 | 5710685 | 5710685 | 4.44 | 4.44 | 0.00 | 0.00 |
| (h-ii) | Qualified Foreign - Investors- Corporate | 1 | 1309475 | 1309475 | 1.02 | 1.02 | 0.00 | 0.00 |
| | Sub-Total (B)(I) | 113 | 38639025 | 38619325 | 30.03 | 30.03 | 0.00 | 0.00 |
| (2) | Non-institutions | | | | | | | |
| (a) | Bodies Corporate | 643 | 21128181 | 21125480 | 16.42 | 16.42 | 0.00 | 0.00 |
| (b) | Individuals | | | | | | | |
| I | Individuals - i. Individual shareholders holding nominal share capital up to Rs 1 lakh | 30211 | 5916543 | 5282696 | 4.60 | 4.60 | 0.00 | 0.00 |
| II | ii. Individual shareholders holding nominal share capital in excess of Rs. 1 lakh. | 101 | 11807913 | 11761913 | 9.18 | 9.18 | 0.00 | 0.00 |
| (c) | Any Other (Clearing Member) | 284 | 298396 | 298396 | 0.23 | 0.23 | 0.00 | 0.00 |
| (c-iii) | Foreign Nationals | | | | | | | |
| (c-iv) | Non Resident Indians (REPAT) | 274 | 302731 | 302731 | 0.24 | 0.24 | 0.00 | 0.00 |
| (c-v) | Non Resident Indians (NON REPAT) | 111 | 146918 | 146918 | 0.11 | 0.11 | 0.00 | 0.00 |
| (c-vi) | Foreign Companies | | | | | | | |
| (c-vii) | Trust | 5 | 1065 | 1065 | 0.00 | 0.00 | 0.00 | 0.00 |
| (c-viii) | Directors/Relatives | | | | | | | |
| | Sub-Total (B)(2) | 31629 | 39601747 | 38919199 | 30.78 | 30.78 | 0 | 0.00 |
| (B) | Public Shareholding (B) = (B)(1)+(B)(2) | 31742 | 78240772 | 77538524 | 60.82 | 60.82 | 0 | 0.00 |
| | TOTAL (A)+(B) | 31746 | 128650594 | 127948346 | 100 | 100 | 0 | 0.00 |
| (C) | Shares held by Custodians and against Depository Receipts have been issued which | | | | | | | |
| (1) | Promoters and Promoter Group | 0 | 0 | 0 | 0.00 | 0.00 | 0.00 | 0.00 |
| (2) | Public | 0 | 0 | 0 | 0.00 | 0.00 | 0.00 | 0.00 |
| | GRAND TOTAL (A)+(B)+(C) | 31746 | 128650594 | 127948346 | 100.00 | 100.00 | 0.00 | 0.00 |
| | NA - Not applicable | | | | | | | |



(1)(b) Statement showing holding of securities (including shares, warrants, convertible securities) of persons belonging to the category of "Promoter and Promoter Group"

30.09.2014


| Sr. No. | Name of the shareholder | Details of Shares held | No. of Shares held | No. | As a percentage (V)= (V)/(III)* 100 | As a % of grand total (A) + (B) + (C) of sub-clause (I)(e) | FAN | Details of warrants | | Details of convertible securities | | Total shares (including underlying shares assuming full conversion of warrants and convertible securities) as a % of diluted share capital |
|--------------------------------------|---|------------------------|--------------------|--------------|-------------------------------------|--|------------|-------------------------|---|---------------------------------------|---|--|
| | | | | | | | | Number of warrants held | As a % total number of warrants of the same class | Number of convertible securities held | As a % total number of convertible securities of the same class | |
| (I) | (II) | (III) | (IV) | (V) | (VI) | (VII) | (VIII) | (IX) | (X) | (XI) | (XII) | (XIII) |
| "Promoter and Promoter Group" | | | | | | | | | | | | |
| 1 | Mr. Kapil Wadhawan | | 9000000 | 0.70 | 0.00 | 0.00 | AAOPW61451 | Nil | Nil | Nil | Nil | 0.00 |
| 2 | Mr. Dheeraj Wadhawan | | 9000000 | 0.70 | 0.00 | 0.00 | AAOPW4517G | Nil | Nil | Nil | Nil | 0.00 |
| 3 | Mrs. Aruna Wadhawan | | 12000000 | 0.93 | 0.00 | 0.00 | AAHPW9334L | Nil | Nil | Nil | Nil | 0.00 |
| 4 | M/s. Wadhawan Global Capital Private Limited (Formerly known as M/s. Wadhawan Housing Private Ltd.) | | 47409822 | 36.85 | 0.00 | 0.00 | AAACW9811G | Nil | Nil | Nil | Nil | 0.00 |
| TOTAL | | | 50409822 | 39.18 | 0.00 | 0.00 | | | | | | 0.00 |



Dewan Housing Finance Corporation Limited
(1)(c)(i) Statement showing holding in % of securities (including shares, warrants, convertible securities) of persons belonging to the category "Public" and holding more than 1% of the total number of shares

| Sr. No. | Name of the shareholder | Number of shares held | Shares as a percentage of total number of shares {i.e., Grand Total (A)+(B)+(C) indicated in Statement at para (1)(a) above} | Details of warrants | | Details of convertible securities | | Total shares (including underlying shares assuming full conversion of warrants and convertible securities) as a % of diluted share capital |
|---------|--|-----------------------|--|-------------------------|---|---------------------------------------|---|--|
| | | | | Number of warrants held | As a % total number of warrants of the same class | Number of convertible securities held | As a % total number of convertible securities of the same class | |
| 1 | CALEDONIA INVESTMENTS PLC (FDI) | 5710685 | 4.44 | Nil | Nil | Nil | Nil | Nil |
| 2 | HEMISPHERE INFRASTRUCTURE INDIA PVT LIMITED | 5358889 | 4.17 | Nil | Nil | Nil | Nil | Nil |
| 3 | GALAXY INFRAPROJECTS AND DEVEL OPERS PVT LTD | 5217702 | 4.06 | Nil | Nil | Nil | Nil | Nil |
| 4 | IRONWOOD INVESTMENT HOLDINGS | 5196581 | 4.04 | Nil | Nil | Nil | Nil | Nil |
| 5 | SILICON FIRST REALTORS PRIVATE LIMITED | 5047781 | 3.92 | Nil | Nil | Nil | Nil | Nil |
| 6 | JHUNJHUNWALA RAKESH RADHESHYAM | 5000000 | 3.89 | Nil | Nil | Nil | Nil | Nil |
| 7 | ASIABRIDGE FUND I, LLC | 3571352 | 2.78 | Nil | Nil | Nil | Nil | Nil |
| 8 | GOVERNMENT OF SINGAPORE | 2192824 | 1.70 | Nil | Nil | Nil | Nil | Nil |
| 9 | MORGAN STANLEY ASIA (SINGAPORE) PTE. | 2148377 | 1.67 | Nil | Nil | Nil | Nil | Nil |
| 10 | GOVERNMENT PENSION FUND GLOBAL | 1738870 | 1.35 | Nil | Nil | Nil | Nil | Nil |
| 11 | LAZARD EMERGING MARKETS SMALL CAP EQUITY TRUST | 1673018 | 1.30 | Nil | Nil | Nil | Nil | Nil |
| 12 | MV SCIF MAURITIUS | 1440489 | 1.12 | Nil | Nil | Nil | Nil | Nil |
| 13 | CALEDONIA INVESTMENTS PLC | 1398467 | 1.09 | Nil | Nil | Nil | Nil | Nil |
| 14 | AMBER 2010 LIMITED (FDI) | 1309475 | 1.02 | Nil | Nil | Nil | Nil | Nil |
| | GR. TOTAL | 47004510 | 36.54 | 0.00 | 0.00 | 0.00 | 0.00 | 0.00 |

30.09.2014



| Dewan Housing Finance Corporation Limited | | | | | | | | | |
|---|---|------------------|--|-------------------------|---|---------------------------------------|--|--|-------------|
| (D)(C)(ii) Statement showing holding of securities (including shares, warrants, convertible securities) of persons (together with PAC) belonging to the category "Public" and holding more than 5% of the total number of shares of the company | | | | | | | | | |
| Sr. No. | Name(s) of the shareholder(s) and the Persons Acting in Concert (PAC) with them | Number of shares | Shares as a percentage of total number of shares (i.e., Grand Total (A)+(B)+(C) indicated in Statement at para (I)(a) above) | Details of warrants | | Details of convertible securities | | Total shares (including underlying shares assuming full conversion of warrants and convertible securities) as a % of diluted share capital | 30.09.2014 |
| | | | | Number of warrants held | As a % total number of warrants of the same class | Number of convertible securities held | % w.r.t total number of convertible securities of the same class | | |
| 1 | CALEDONIA INVESTMENTS PLC (Including FDI) | 7109152 | 5.53 | 0.00 | 0.00 | 0.00 | 0.00 | | 0.00 |
| 2 | AMBER 2010 LIMITED (FDI) (100% Subsidiary of Caledonia Investments Plc) | 1309475 | 1.02 | 0.00 | 0.00 | 0.00 | 0.00 | | 0.00 |
| | TOTAL | 8418627 | 6.54 | 0.00 | 0.00 | 0.00 | 0.00 | | 0.00 |




Dewan Housing Finance Corporation Limited

(D)(d) Statement showing details of locked-in shares

As of 30.09.2014

| Sr. No. | Name of the shareholder | CATEGORY OF SHAREHOLDER (PROMOTERS/PUBLIC) | Number of locked-in shares | Locked-in shares as a percentage of total number of shares (i.e., Grand Total (A)+(B)+(C) indicated in Statement at para (D)(a) above) | Promoter/promoter Group/Public |
|--------------|-------------------------|--|----------------------------|--|--------------------------------|
| | Nil | Nil | Nil | Nil | |
| | | | | | |
| | | | | | |
| | | | | | |
| | | | | | |
| | | | | | |
| TOTAL | | | 0 | 0.00 | 0.00 |




Dewan Housing Finance Corporation Limited

(II)(a) Statement showing details of Depository Receipts (DRs)

As of 30.09.2014

| Sr. No. | Type of outstanding DR (ADRs, GDRs, SDRs, etc.) | Number of outstanding DRs | Number of shares underlying outstanding DRs | Shares underlying outstanding DRs as a percentage of total number of shares {i.e., Grand Total (A)+(B)+(C) indicated in Statement at para (I)(a) above} |
|--------------|--|------------------------------|--|---|
| 1 | | | | |
| 2 | | | | |
| 3 | N.A | N.A | N.A | N.A. |
| 4 | | | | |
| 5 | | | | |
| 6 | | | | |
| 7 | | | | |
| 8 | | | | |
| 9 | | | | |
| TOTAL | | 0 | 0 | 0.00 |



Dewan Housing Finance Corporation Limited

(II)(b) Statement showing holding of Depository Receipts (DRs), where underlying shares held by 'promoter/promoter group' are in excess of 1% of the total number of shares

As of 30.09.2014

| Sr. No. | Name of the DR Holder | Type of outstanding DR (ADRs, GDRs, SDRs, etc.) | Number of shares underlying outstanding DRs | Shares underlying outstanding DRs as a percentage of total number of shares {i.e., Grand Total (A)+(B)+(C) indicated in Statement at para (I)(a) above} |
|--------------|-----------------------|---|---|---|
| 1 | | | | |
| 2 | | | | |
| 3 | | | | |
| 4 | N.A. | N.A. | N.A. | N.A. |
| 5 | | | | |
| 6 | | | | |
| 7 | | | | |
| | | | | |
| | | | | |
| | | | | |
| TOTAL | | | 0 | |

