

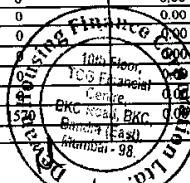
Dewan Housing Finance Corporation Limited

DISTRIBUTION OF SHAREHOLDING AS PER CLAUSE 35 OF THE LISTING AGREEMENT FOR THE QUARTER ENDED ON 31.12.2014


CLASS OF SECURITY : EQUITY



Scrip Symbol/ Scrip ID: DHFL/511072

Category code	Category of Shareholder	Number of Share holders	Total number of shares	Total Number of shares held in dematerialized form	Total shareholding as a percentage of total number of		Shares Pledged or otherwise encumbered	
					As a percentage of (A+B) ¹	As a percentage of (A+B+C)	Number of shares	As a percentage (IX)=(VIII)/(IV)*100
(I)	(II)	(III)	(IV)	(V)	(VI)	(VII)	(VIII)	(IX)
(A)	Shareholding of Promoter and Promoter Group ²							
(1)	Indian							
	Individuals/ Hindu Undivided Family	3	3000000	3000000	2.33	2.33	0.00	0.00
	Central Government/ State Government(s)							
	Bodies Corporate	1	47909822	47909822	37.24	37.24	0.00	0.00
	Financial Institutions/ Banks							
	Any Others(Specify)							
	Sub Total(A)(1)	4	50909822	50909822	39.57	39.57	0.00	0.00
2	Foreign							
	Individuals (Non-Residents Individuals/ Foreign Individuals)							
	Bodies Corporate							
	Institutions							
	Qualified Fore: Investor- Corporate							
	Qualified Fore: Investor- IND							
	Any Others(Specify)							
	Sub Total(A)(2)	0	0	0	0.00	0.00	0.00	0.00
	Total Shareholding of Promoter and Promoter Group (A)= (A)(1)+(A)(2)	4	50909822	50909822	39.57	39.57	0	0.00
(B)	Public shareholding							
(1)	Institutions							
	Mutual Funds/ UTI	7	44142	24642	0.03	0.03	0.00	0.00
	Financial Institutions/ Banks	4	377290	377090	0.29	0.29	0.00	0.00
	Central Government/ State Government(s)	1	1000	1000	0.00	0.00	0.00	0.00
	Venture Capital Funds	0	0	0	0.00	0.00	0.00	0.00
	Insurance Companies	0	0	0	0.00	0.00	0.00	0.00
	Foreign Institutional Investors	102	26495827	26495827	20.60	20.60	0.00	0.00
	Foreign Venture Capital Investors	0	0	0	0.00	0.00	0.00	0.00
	Qualified Fore: Investor- Corporate	0	0	0	0.00	0.00	0.00	0.00
	Qualified Fore: Investor- IND	0	0	0	0.00	0.00	0.00	0.00
	Any Other (specify)	0	0	0	0.00	0.00	0.00	0.00
	Sub-Total (B)(1)	114	26918259	26898559	20.92	20.92	0.00	0.00
(2)	Non-institutions							
	Bodies Corporate	693	22358161	22355460	17.38	17.38	0.00	0.00
	Individuals							
I	Individuals -i. Individual shareholders holding nominal share capital up to Rs 1 lakh	33384	6197443	5570597	4.82	4.82	0.00	0.00
II	ii. Individual shareholders holding nominal share capital in excess of Rs. 1 lakh.	109	12064327	12018327	9.38	9.38	0.00	0.00
	Qualified Fore: Investor- IND	0	0	0	0.00	0.00	0.00	0.00
	Clearing Member	267	663814	663814	0.52	0.52	0.00	0.00
	Foreign Portfolio Investor (Individual)	0	0	0	0.00	0.00	0.00	0.00
	Market Maker	0	0	0	0.00	0.00	0.00	0.00
	Office Bearers	13	2200	0	0.00	0.00	0.00	0.00
	Foreign Portfolio Investor (Corporate)	12	9147883	9147883	7.11	7.11	0.00	0.00
	Non Resident Indians (REPAT)	315	317828	317828	0.25	0.25	0.00	0.00
	Non Resident Indians (NON REPAT)	137	68787	68787	0.05	0.05	0.00	0.00
	Foreign Companies	0	0	0	0.00	0.00	0.00	0.00
	Overseas Bodies Corporates	0	0	0	0.00	0.00	0.00	0.00
	Directors/Relatives	1	500	500	0.00	0.00	0.00	0.00
	Persons Acting in Concert	0	0	0	0.00	0.00	0.00	0.00
	Group Companies	0	0	0	0.00	0.00	0.00	0.00
	Govt. Nominees	0	0	0	0.00	0.00	0.00	0.00
	Notified Persons	0	0	0	0.00	0.00	0.00	0.00
	Other Shroff Companies	0	0	0	0.00	0.00	0.00	0.00
	Other Shroff Family	0	0	0	0.00	0.00	0.00	0.00
	Other Shroff Family [Nn]	0	0	0	0.00	0.00	0.00	0.00
	Subsidiary Companies	0	0	0	0.00	0.00	0.00	0.00
	Shroff Pledge	0	0	0	0.00	0.00	0.00	0.00
	Foreign Directors	0	0	0	0.00	0.00	0.00	0.00
	Partnership Firm	0	0	0	0.00	0.00	0.00	0.00
	Proprietary Firm	0	0	0	0.00	0.00	0.00	0.00
	Other Directors	0	0	0	0.00	0.00	0.00	0.00
	Escrow Account	0	0	0	0.00	0.00	0.00	0.00
	Forefettered Shares	0	0	0	0.00	0.00	0.00	0.00
	Freinds & Associates	0	0	0	0.00	0.00	0.00	0.00
	Holding Company	0	0	0	0.00	0.00	0.00	0.00
	Trust	7	1570	0	0.00	0.00	0.00	0.00




Category code	Category of Shareholder	Number of Share holders	Total number of shares	Total Number of shares held in dematerialized form	Total shareholding as a percentage of total number of		Shares Pledged or otherwise encumbered	
					As a percentage of (A+B) ¹	As a percentage of (A+B+C)	Number of shares	As a percentage
	Sub-Total (B)(2)	34938	50822513	50144766	39.50	39.50	0	0.00
(B)	Total Public Shareholding (B)= (B)(1)+(B)(2)	35052	77740772	77043325	60.43	60.43	0	0.00
	TOTAL (A)+(B)	35056	128650594	127953147	100	100	0	0.00
(C)	Shares held by Custodians and against which Depository Receipts have been issued	0	0	0	0.00	0.00	0.00	0.00
(1)	Promoters and Promoter Group	0	0	0	0.00	0.00	0.00	0.00
(2)	Public							
	GRAND TOTAL (A)+(B)+(C)	35056	128650594	127953147	100.00	100.00	0.00	0.00
	NA – Not applicable							




(I) (a) Statement showing Shareholding Pattern			
Name of the Company:		Dewan Housing Finance Corporation Limited	
Scrip Symbol/ Scrip ID , Name of the scrip, class of security:		Scrip Symbol/ Scrip ID: DHFL	
Quarter ended: 31st December, 2014			
Partly paid-up shares:-	No. of partly paid-up shares	As a % of total no. of partly paid-up	As a % of total no. of shares of the company
Held by promoter/promoter Group	Nil	Nil	Nil
Held by public	Nil	Nil	Nil
Total			
Outstanding convertible securities:-	No. of outstanding securities	As a % of total no. of outstanding convertible securities	As a % of total no. of shares of the company, assuming full conversion of the convertible securities
Held by promoter/promoter Group	Nil	Nil	Nil
Held by public	Nil	Nil	Nil
Total			
Warrants:-	No. of warrants	As a % of total no. of warrants	As a % of total no. of shares of the company, assuming full conversion of Warrants
Held by promoter/promoter Group	Nil	Nil	Nil
Held by public	Nil	Nil	Nil
Total			
Total paid-up capital of the Company, assuming full conversion of warrants and convertible securities	12,86,50,594 Equity shares of Rs. 10/- each.		
for Dewan Housing Finance Corporation Limited  Niti Arya Company Secretary Place : Mumbai			
			

(IVb) Statement showing holding of securities (including shares, warrants, convertible securities) of persons belonging to the category "Promoter and Promoter Group"												
31.12.2014												
Sr. No.	Name of the shareholder	Details of Shares held	Encumbered shares (*)	Details of warrants		Details of convertible securities		Total shares (including underlying shares assuming full conversion of warrants and convertible securities) as a % of diluted share capital				
		No. of Shares held	No.	As a percentage	As a % of grand total (A) + (B) + (C) of sub-clause (IX)(a)	PAN	Number of warrants held	As a % total number of warrants of the same class	Number of convertible securities held	As a % total number of convertible securities of the same class	(XII)	
(I)	(II)	(III)	(IV)	(V)	(VI)=(V)/(III)* 100	(VII)	(VIII)	(IX)	(X)	(XI)		
"Promoter and Promoter Group"												
1	Mr. Kapil Wadhawan	900000	0.70	0.00	0.00	AAOPW6145L	Nil	Nil	Nil	Nil	0.00	
2	Mr. Dhireaj Wadhawan	900000	0.70	0.00	0.00	AAOPW4517G	Nil	Nil	Nil	Nil	0.00	
3	Mrs. Aruna Wadhawan	1200000	0.93	0.00	0.00	AAHPW934L	Nil	Nil	Nil	Nil	0.00	
4	M/s. Wadhawan Global Capital Private Limited (Formerly known as M/s. Wadhawan Housing Private Ltd.)	47909822	37.24	0.00	0.00	AAACW9811G	Nil	Nil	Nil	Nil	0.00	
TOTAL		50909822	39.57	0.00	0.00	0.00					0.00	

31.12.2014



[illegible]

[illegible]

(I)(d) Statement showing details of locked-in shares

As of 31.12.2014

Sr. No.	Name of the shareholder	CATEGORY OF SHAREHOLDER (PROMOTERS/PUBLIC)	Number of locked-in shares	Locked-in shares as a percentage of total number of shares i.e., Grand Total (A)+(B)+(C) indicated in Statement at para (I)(a) above}	Promoter/promoter Group/Public
	Nil	Nil	Nil	Nil	Nil
	TOTAL		0	0.00	0.00




Dewan Housing Finance Corporation Limited

(II)(a) Statement showing details of Depository Receipts (DRs)

As of 31.12.2014

Sr. No.	Type of outstanding DR (ADRs, GDRs, SDRs, etc.)	Number of outstanding DRs	Number of shares underlying outstanding DRs	Shares underlying outstanding DRs as a percentage of total number of shares {i.e., Grand Total (A)+(B)+(C) indicated in Statement at para (I)(a) above}
1				
2				
3	N.A	N.A	N.A	N.A.
4				
5				
6				
7				
8				
9				
TOTAL		0	0	0.00



Dewan Housing Finance Corporation Limited

(II)(b) Statement showing holding of Depository Receipts (DRs), where underlying shares held by 'promoter/promoter group' are in excess of 1% of the total number of shares

As of 31.12.2014

Sr. No.	Name of the DR Holder	Type of outstanding DR (ADRs, GDRs, SDRs, etc.)	Number of shares underlying outstanding DRs	Shares underlying outstanding DRs as a percentage of total number of shares {i.e., Grand Total (A)+(B)+(C) indicated in Statement at para (I)(a) above}
1				
2				
3				
4	N.A.	N.A.	N.A.	N.A.
5				
6				
7				
TOTAL			0	

