

Introductory sub-table (I)(a)

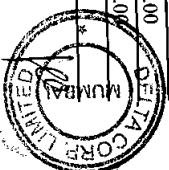
Name of the Company: DELTA Corp Ltd.			
Scrip Code, Name of the scrip, class of security: NSE CODE : DELTACORP, BSE CODE :532848, Class: Equity Shares			
Week ended: 31.12.2014			
Partly paid-up shares:-	No. of partly paid-up shares	As a % of total no. of partly paid-up shares	As a % of total no. of shares of the company
Held by promoter/promoter group	0	0	0
Held by public	0	0	0
Total - D	0	0	0
Outstanding convertible securities:- No. of outstanding securities			
		As a % of total no. of outstanding convertible securities	As a % of total no. of shares of the company, assuming full conversion of the convertible securities
Held by promoter/promoter group	0	0	0
Held by public	0	0	0
Total - E	0	0	0
Warrants:-			
		As a % of total no. of warrants	As a % of total no. of shares of the company, assuming full conversion of warrants
Held by promoter/promoter group	0	0	0
Held by public	0	0	0
Total - F	0	0	0
Total paid-up capital of the company, assuming full conversion of warrants and convertible securities			
230639104			




Statement Showing Shareholding Pattern

Table (I)(a)

Category code	Category of Shareholder	Number of Shareholders	Total number of shares	Number of shares held in dematerialized form	Total shareholding as a percentage of total number of shares		Number of shares	As a percentage of (VIII)/(V)*100
					As a percentage of (A+B) ¹	As a percentage of (A+B+C)		
(I)	(II)	(III)	(IV)	(V)	(VI)	(VII)	(VIII)	(IX) = (VIII)/(V)*100
(A)	Shareholding of Promoter and Promoter							
1	Indian							
(a)	Individuals/ Hindu Undivided Family	8	365330	365330	0.16	0.16	0	0.00
(b)	Central Government/ State Government(s)							
(c)	Bodies Corporate	2	622240	622240	0.27	0.27	0	0.00
(d)	Financial Institutions/ Banks							
(e)	Any Others(Specify)							
(e-i)	Trusts	3	93640021	93640021	40.60	40.60	13170000	14.06
(e-ii)								
	Sub Total(A)(I)	13	94627591	94627591	41.03	41.03	13170000	13.92
2	Foreign							
a	Individuals (Non-Residents Individuals/ Foreign Individuals)	0	0	0	0.00	0.00	0	0.00
b	Bodies Corporate	0	0	0	0.00	0.00	0	0.00
c	Institutions	0	0	0	0.00	0.00	0	0.00
d	Qualified Foreign Investor	0	0	0	0.00	0.00	0	0.00
e	Any Others(Specify)	0	0	0	0.00	0.00	0	0.00
e-i								
e-ii								




	Sub Total(A)(2)	0	0	0	0.00	0.00	0	0.00
	Total Shareholding of Promoter and	13	94627591	94627591	41.03	41.03	13170000	13.92
	Public shareholding							
(B)	Institutions							
1	Mutual Funds/ UTI	1	2258	2258	0.00	0.00	0	0.00
(a)	Financial Institutions / Banks	5	1004681	1004681	0.44	0.44	0	0.00
(c)	Central Government/ State Government(s)	0	0	0	0.00	0.00	0	0.00
(d)	Venture Capital Funds	0	0	0	0.00	0.00	0	0.00
(e)	Insurance Companies	0	0	0	0.00	0.00	0	0.00
(f)	Foreign Institutional Investors	30	31661969	31661969	13.73	13.73	0	0.00
(g)	Foreign Venture Capital Investors	0	0	0	0.00	0.00	0	0.00
(h)	Qualified Foreign Investor	0	0	0	0.00	0.00	0	0.00
(i)	Any Other (specify)	0	0	0	0.00	0.00	0	0.00
(i-ii)								
(i-ii)								
	Sub-Total (B)(1)	36	32668908	32668908	14.16	14.16	0	0.00
B 2	Non-institutions							
(a)	Bodies Corporate	1492	27014990	26987000	11.71	11.71	0	0.00
(b)	Individuals							
	Individuals - i. Individual shareholders holding nominal share capital up to Rs 1 lakh	63336	38718585	34521785	16.79	16.79	0	0.00
II	ii. Individual shareholders holding nominal share capital in excess of Rs. 1 lakh.	46	32995241	32995241	14.31	14.31	0	0.00
(c)	Any Other (specify)	0						
(c-i)	NRI's	536	4027420	4012560	1.75	1.75	0	0.00
(c-ii)	Clearing Member	227	586369	586369	0.25	0.25	0	0.00



(1)(b) Statement showing holding of securities (including shares, warrants, convertible securities) of persons belonging to the category "Promoter and Promoter Group"


Sr. No.	Name of the shareholder	Details of Shares held			Encumbered shares (*)		Details of warrants			Details of convertible securities		Total shares (including underlying shares assuming full conversion of warrants and convertible securities) as a % of diluted share capital
		Number of shares held	As a % of grand total (A)+(B)+(C)	No.	As a percentage (M)=(V)/(III)*100	As a % of grand total (A)+(B)+(C) of sub-clause (D)(a)	Number of warrants held	As a % of total number of warrants of the same class	Number of convertible securities held	As a % of total number of convertible securities of the same class		
(I)	(II)	(III)	(IV)	(V)	(VI)	(VII)	(VIII)	(IX)	(X)	(XI)	(XII)	
1	Jaydev Mukund Mody	200	0.00	0	0.00	0.00	0	0	0	0	0	
2	Ambika Singhania -Kohari	118,423	0.05	0	0.00	0.00	0	0	0	0	0	
3	Gopika Singhania	109,663	0.05	0	0.00	0.00	0	0	0	0	0	
4	Urvi Pranam A	15,000	0.01	0	0.00	0.00	0	0	0	0	0	
5	Kalpna Singhania	122,044	0.05	0	0.00	0.00	0	0	0	0	0	
	Sub Total (A)(X)	365,330	0.16	-	-	-	-	-	-	-	-	
7	Highland Resorts Pvt.Ltd	252,120	0.11	0	0.00	0.00	0	0	0	0	0	
8	Onestar Mercantile Co.Pvt.Ltd	370,120	0.16	0	0.00	0.00	0	0	0	0	0	
	Sub Total (A)(X)	622,240	0.27	-	-	-	-	-	-	-	-	
9	*Ayanish Finance and Investments Private Limited	31,213,340	13.53	3000000	9.61	1.30	0	0	0	0	0	
10	*Bayside Property Developers Private Limited	31,213,340	13.53	7170000	22.97	3.11	0	0	0	0	0	



11	*Delta Real Estate Consultancy Private Limited	31,213,341	13.53	3000000	9.61	1,30	0	0	0	0	0	0
	Sub Total (A)(1)(c-1)	93,640,021	48.60	13,170,000	42.2	5.71	-	-	-	-	-	-
	TOTAL	94,627,591	41.03	13170000	13.92	5.71	0	0	0	0	0	0

(* The term "encumbrance" has the same meaning as assigned to it in regulation 28(c) of the SAST Regulations, 2011

Notes:- * Anyanish Finance and Investments Private Limited, Bayside Property Developers Private Limited and Delta Real Estate Consultancy Private Limited are holding Equity shares in the capacity of trustees for Aarti J Moody Trust, Aditi J Moody Trust and Anjali J Moody Trust respectively.



(1)(c)(i) Statement showing holding of securities (including shares, warrants, convertible securities) of persons belonging to the category "Public" and holding more than 1% of the total number of shares

Sr. No.	Name of the shareholder	Number of shares held	Shares as a percentage of total number of shares (i.e., Grand Total (A)+(B)+(C) indicated in Statement at para (1)(a) above)	Details of warrants		Details of convertible securities		Total shares (including underlying shares assuming full conversion of warrants and convertible securities) as a % of diluted share capital
				Number of warrants held	As a % of total number of warrants of the same class	Number of convertible securities held	% w.r.t total number of convertible securities of the same class	
1	Jhunjhunwala Reha Rakesh	7,500,000	3.25	0	0	0	0	0
2	Viral Anna Parikh	2,450,000	1.06	0	0	0	0	0
3	Jhunjhunwala Rakesh Rakeshyann	8,000,000	3.47	0	0	0	0	0
4	ROUTE ONE INVESTMENT COMPANY, L.P. A/C ROUTE ONE OFFSHORE MASTER FUND L.P.	7,260,916	3.15	0	0	0	0	0
5	ROUTE ONE INVESTMENT COMPANY, L.P. A/C ROUTE ONE FUND L.P.	7,652,934	3.32	0	0	0	0	0
6	SWISS FINANCE CORPORATION (MAURITIUS) LIMITED	8,928,328	3.87	0	0	0	0	0
7	RELIGARE FINVEST LTD	3,764,001	1.63	0	0	0	0	0
TOTAL		45,556,179	19.75	-	-	-	-	-



(D)(c)(ii) Statement showing holding of securities (including shares, warrants, convertible securities) of persons (together with PAC) belonging to the category "Public" and holding more than 5% of the total number of shares of the company


Sr. No.	Name(s) of the shareholder(s) and the Persons Acting in Concert (PAC) with them	Number of shares	Shares as a percentage of total number of shares i.e., Grand Total (A)+(B)+(C) indicated in Statement at para (D)(a) above}	Details of warrants		Details of convertible securities		Total shares (including underlying shares assuming full conversion of warrants and convertible securities) as a % of diluted share capital
				Number of warrants	As a % of total number of warrants of the same class	Number of convertible securities held	% w.r.t total number of convertible securities of the same class	
*1	Jhunjhunwala Rekha Rakesh	7,500,000	3.25	0	0	0	0	0
*2	Jhunjhunwala Rakesh Radheshyam	8,000,000	3.47	0	0	0	0	0
TOTAL		15,500,000	6.72	0	0	0	0	0

* Mr. Rakesh Radheshyam Jhunjhunwala & Mrs. Rekha Rakesh Jhunjhunwala are PAC



(D)(d) Statement showing details of locked-in shares

Sr. No.	Name of the shareholder	Promoter/Non Promoter	Number of locked-in shares	Locked-in shares as a percentage of total number of shares {i.e., Grand Total (A)+(B)+(C) indicated in Statement at para (D)(a) above}
				0.00
				0.00
				0.00
				0.00
TOTAL			0	0.00



(II)(a) Statement showing details of Depository Receipts (DRs)

Sr. No.	Type of outstanding DR (ADRs, GDRs, SDRs, etc.)	Number of outstanding DRs	Number of shares underlying outstanding DRs	Shares underlying outstanding DRs as a percentage of total number of shares {i.e., Grand Total (A)+(B)+(C) indicated in Statement at para (I)(a) above}
1				0.00
2				0.00
3				0.00
4				0.00
5				0.00
6				0.00
7				0.00
8				0.00
9				0.00
TOTAL		0	0	0.00



(11)(b) Statement showing holding of Depository Receipts (DRs), where underlying shares held by "promoter/promoter group" are in excess of 1% of the total number of shares

Sr. No.	Name of the DR Holder	Type of outstanding DR (ADRs, GDRs, SDRs, etc.)	Number of shares underlying outstanding DRs	Shares underlying outstanding DRs as a percentage of total number of shares {i.e., Grand Total (A)+(B)+(C) indicated in Statement at para (IX) above}
1				0.00
2				0.00
3				0.00
4				0.00
5				0.00
6				0.00
7				0.00
8				0.00
9				0.00
TOTAL			0	0.00

