



**DEEP
Industries
Limited**

**Oil & Gas Exploration
Production & Services**

16th October, 2014

To,
Corporate Relations Department
Bombay Stock Exchange Limited
2nd Floor, P.J. Towers,
Dalal Street,
Mumbai - 400 001

Company Code : 532760

To,
Corporate Relations Department
National Stock Exchange of India Limited
Exchange Plaza,
Plot No, C/1, G-Block,
Bandra Kurla Complex,
Bandra (E),
Mumbai - 400051

97

Company Code : DEEPIND

Dear Sir/Madam,

Sub: Revised Submission under Clause 35 of Listing Agreement

This is to inform you that we have come to know about the printing mistake appeared in the submission under Clause 35 of the Listing Agreement for the quarter ended on 30th September, 2014 (particularly wrongly mention the quarter period in Introductory sub-table (I)(a), Which was submitted on 15th October, 2014.

Kindly find enclosed herewith Revised Submission under Clause 35 of the Listing Agreement for the Quarter ended on 30th September, 2014 after rectifying the printing mistake.

Kindly take note of the same.

Thanking You.
Yours faithfully,

For, DEEP INDUSTRIES LIMITED


Bhavika Bhatt
Company Secretary

Encl.: A.A



Corporate Office : 6th Floor, Astron Tower, Opp. Iscon Temple, S. G. Highway, Ahmedabad-380 015
Gujarat, India. Phone : +91-79 2686 2076, 2686 2078 Fax : +91-79 2686 2077

Registered Office : Opp. Suryanarayan Bungalows, Sabarmati-kalol Highway, N.H.NO-8, Motera.
Ahmedabad-380 005. Ph. : + 91-79 - 2757 11 28, 2750 24 61 Fax : +91-79 - 26862077.
E-mail : info@deepindustries.com • Website : http://www.deepindustries.com

CIN : L63090GJ1991PLC014833



SHAREHOLDING PATTERN

Introductory sub-table (I)(a)


Name of the Company: DEEP INDUSTRIES LIMITED			
Scrip Code, Name of the scrip, class of security: BSE: 532760, NSE: DEEPIND			
Quarter ended: 30th September, 2014			
Partly paid-up shares:-	No. of partly paid-up shares	As a % of total no. of partly paid-up shares	As a % of total no. of shares of the company
Held by promoter/promoter group	N.A.	N.A.	N.A.
Held by public	N.A.	N.A.	N.A.
Total - D	N.A.	N.A.	N.A.
Outstanding convertible securities:-	No. of outstanding securities	As a % of total no. of outstanding convertible securities	As a % of total no. of shares of the company, assuming full conversion of the convertible securities
Held by promoter/promoter group	N.A.	N.A.	N.A.
Held by public	N.A.	N.A.	N.A.
Total - E	N.A.	N.A.	N.A.
Warrants:-	No. of warrants	As a % of total no. of warrants	As a % of total no. of shares of the company, assuming full conversion of warrants
Held by promoter/promoter group	N.A.	N.A.	N.A.
Held by public	N.A.	N.A.	N.A.
Total - F	N.A.	N.A.	N.A.
Total paid-up capital of the company, assuming full conversion of warrants and convertible securities	29200000		100.00%



Statement Showing Shareholding Pattern

Table (I)(a)

Category code	Category of Shareholder	Number of Shareholders	Total number of shares	Number of shares held in dematerialized form	Total shareholding as a percentage of total number of shares		Shares Pledged or otherwise encumbered	
					As a percentage of (A+B) ¹	As a percentage of (A+B+C)	Number of shares	As a percentage
(I)	(II)	(III)	(IV)	(V)	(VI)	(VII)	(VIII)	(IX) = (VIII)/(IV)*100
(A)	Shareholding of Promoter and Promoter Group²							
1	Indian							
(A)	Individuals/ Hindu Undivided Family*	16	7408945	7408945	25.3731	25.3731	0	0.0000
(b)	Central Government/ State Government(s)	0		0	0.0000	0.0000	0	0.0000
(c)	Bodies Corporate	6	12486080	12486080	42.7605	42.7605	0	0.0000
(d)	Financial Institutions/ Banks	0	0	0	0.0000	0.0000	0	0.0000
(e)	Any Others(Specify)	0	0	0	0.0000	0.0000	0	0.0000
	Sub Total(A)(1)	22	19895025	19895025	68.1336	68.1336	0	0.0000
2	Foreign							
a	Individuals (Non-Residents Individuals/ Foreign Individuals)	0	0	0	0.0000	0.0000	0	0.0000
b	Bodies Corporate	0	0	0	0.0000	0.0000	0	0.0000
c	Institutions	0	0	0	0.0000	0.0000	0	0.0000
d	Any Others(Specify)	0	0	0	0.0000	0.0000	0	0.0000
	Sub Total(A)(2)	0	0	0	0.0000	0.0000	0	0.0000
	Total Shareholding of Promoter and Promoter Group (A) = (A)(1)+(A)(2)	22	19895025	19895025	68.1336	68.1336	0	0.0000
(B)	Public shareholding							
1	Institutions							
(a)	Mutual Funds/ UTI	0	0	0	0.0000	0.0000	0	0.0000
(b)	Financial Institutions / Banks	2	36042	36042	0.1234	0.1234	19852	55.0802
(c)	Central Government/ State Government(s)	0	0	0	0.0000	0.0000	0	0.0000
(d)	Venture Capital Funds	0	0	0	0.0000	0.0000	0	0.0000
(e)	Insurance Companies	0	0	0	0.0000	0.0000	0	0.0000
(f)	Foreign Institutional Investors	1	42190	42190	0.1445	0.1445	0	0.0000
(g)	Foreign Venture Capital Investors	0	0	0	0.0000	0.0000	0	0.0000
(h)	Any Other (specify)	0	0	0	0.0000	0.0000	0	0.0000
	Sub-Total (B)(1)	3	78232	78232	0.2679	0.2679	19852	25.3758




B 2	Non-institutions							
(a)	Bodies Corporate	246	2545910	2545910	8.7189	8.7189	280052	11.0001
(b)	Individuals							
I	i. Individual shareholders holding nominal share capital up to Rs 1 lakh	9734	3733196	3733085	12.7849	12.7845	34633	0.9277
II	ii. Individual shareholders holding nominal share capital in excess of Rs. 1 lakh.	73	2366785	2366785	8.1054	8.1054	0	0.0000
(c)	Any Other (specify)							
(c-i)	Clearing Member	138	443158	443158	1.5177	1.5177	38000	8.5748
(c-ii)	Non Resident Indians(REPATRIABLE)	96	126919	126919	0.4347	0.4347	0	0.0000
	Non Resident Indians (NON REPATRIABLE)	26	10775	10775	0.0369	0.0369	0	0.0000
	Sub-Total (B)(2)	10313	9226743	9226632	31.5984	31.5984	352685	3.8224
(B)	Total Public Shareholding (B) = (B) (1)+(B)(2)	10316	9304975	9304864	31.8664	31.8664	372537	4.0036
	TOTAL (A)+(B)	10338	29200000	29199889	100.0000	100.0000	372537	1.2758
(C)	Shares held by Custodians and against which Depository Receipts have been issued							
1	Promoter and Promoter Group	0	0	0	0.0000	0.0000	0	0.0000
2	Public	0	0	0	0.0000	0.0000	0	0.0000
	Sub-Total (C)	0	0	0	0.0000	0.0000	0	0.0000
	GRAND TOTAL (A)+(B)+(C)	10338	29200000	29199889	100.0000	100.0000	372537	1.2758



(D)(b) Statement showing holding of securities (including shares, warrants, convertible securities) of persons belonging to the category "Promoter and Promoter Group and PAC(Person Acting in Concert)"

Sr. No.	Name of the shareholder	Details of Shares held		Encumbered shares (*)			Details of warrants		Details of convertible securities		Total shares (including underlying shares assuming full conversion of warrants and convertible securities) as a % of diluted share capital
		Number of shares held	As a % of grand total (A)+(B)+(C)	No.	As a percentage	As a % of grand total (A)+(B)+(C) of sub-clause (I)(a)	Number of warrants held	As a % total number of warrants of the same class	Number of convertible securities held	As a % total number of convertible securities of the same class	
(i)	(ii)	(iii)	(iv)	(v)	(vi)=(v)/(iii)*100	(vii)	(viii)	(ix)	(x)	(xi)	(xii)
1	Kanvel Finance Pvt Ltd	2326000	7.97	0	0.00	0.00	0	0	0	0	
2	Savla Enterprise Pvt Ltd	3121000	10.69	0	0.00	0.00	0	0.00	0	0	
3	Kanvel Finance Pvt Ltd	2265080	7.76	0	0.00	0.00	0	0.00	0	0	
4	Prabhavati Properties Pvt Ltd	2282500	7.82	0	0.00	0.00	0	0.00	0	0	
5	Adinath Exim Resources Ltd	1228000	4.21	0	0.00	0.00	0	0.00	0	0	
6	Yash Organochem Pvt Ltd	1263500	4.33	0	0.00	0.00	0	0.00	0	0	
7	Kantilal Velji Savla HUF	695800	2.38	0	0.00	0.00	0	0.00	0	0	
8	Rupesh kantilal Savla	2009395	6.88	0	0.00	0.00	0	0.00	0	0	
9	Kantilal Velji Savla	331000	1.13	0	0	0	0	0.00	0	0	
10	Prabhaben Kantilal Savla	183000	0.63	0	0.00	0.00	0	0.00	0	0	
11	Rita Keval Shah	50000	0.17	0	0.00	0.00	0	0.00	0	0	
12	Shantilal Murjibhai Savla	26500	0.09	0	0.00	0.00	0	0.00	0	0	
13	Avani Dharen Savla	277046	0.95	0	0.00	0.00	0	0.00	0	0	
14	Dharen Shantilal Savla	400725	1.37	0	0.00	0.00	0	0.00	0	0	
15	Paras Shantilal Savla	400550	1.37	0	0.00	0.00	0	0.00	0	0	
16	Shital Rupesh Savla	1425000	4.88	0	0.00	0.00	0	0.00	0	0	
17	Manoj Shantilal Savla	200000	0.68	0	0.00	0.00	0	0.00	0	0	
18	Mita Manoj Savla	302771	1.04	0	0.00	0.00	0	0.00	0	0	
19	Shail Manoj Savla	175000	0.60	0	0.00	0.00	0	0.00	0	0	
20	Shital Rupesh Savla	327000	1.12	0	0.00	0.00	0	0.00	0	0	
21	Priti Paras Savla	277221	0.95	0	0.00	0.00	0	0.00	0	0	
22	Rupesh kantilal Savla	327937	1.12	0	0.00	0.00	0	0.00	0	0	
	TOTAL	19895025	68.13	0	0.00	0.00	0	0	0	0	

(*) The term "encumbrance" has the same meaning as assigned to it in regulation 28(3) of the SAST Regulations, 2011




(I)(c)(i) Statement showing holding of securities (including shares, warrants, convertible securities) of persons belonging to the category "Public" and holding more than 1% of the total number of shares

Sr. No.	Name of the shareholder	Number of shares held	Shares as a percentage of total number of shares (i.e., Grand Total (A)+(B)+(C) indicated in Statement at para (I)(a) above)	Details of warrants		Details of convertible securities		Total shares (including underlying shares assuming full conversion of warrants and convertible securities) as a % of diluted share capital
				Number of warrants held	As a % total number of warrants of the same class	Number of convertible securities held	% w.r.t total number of convertible securities of the same class	
1	R L Tradecom Private Limited	1454213	4.98	0	0	0	0	
2	Jignesh P Shah	300334	1.03	0	0	0	0	
2	Rakesh Rajkrishan Aggarwal	297000	1.02	0	0	0	0	
	TOTAL	2051547	7.03	0	0	0	0	

(I)(c)(ii) Statement showing holding of securities (including shares, warrants, convertible securities) of persons (together with PAC) belonging to the category "Public" and holding more than 5% of the total number of shares of the company

Sr. No.	Name(s) of the shareholder(s) and the Persons Acting in Concert (PAC) with them	Number of shares	Shares as a percentage of total number of shares (i.e., Grand Total (A)+(B)+(C) indicated in Statement at para (I)(a))	Details of warrants		Details of convertible securities		Total shares (including underlying shares assuming full conversion of warrants and convertible securities) as a
				Number of warrants	As a % total number of warrants of the same class	Number of convertible securities held	% w.r.t total number of convertible securities of the same class	
1	N.A.	N.A.	N.A.	N.A.	N.A.	N.A.	N.A.	N.A.
	TOTAL	N.A.	N.A.	N.A.	N.A.	N.A.	N.A.	N.A.



(IX(d)) Statement showing details of locked-in shares

Sr. No.	Name of the shareholder	Number of locked-in shares	Locked-in shares as a percentage of total number of shares (i.e., Grand Total (A)+(B)+(C) indicated in Statement at para (IX(a)) above)	Promoter/ Promoter Group/ Public
1	Dharen Shantilal Savla	400000	1.3699	Promoter/ Promoter Group
2	Manoj Shantilal Savla	200000	0.6849	Promoter/ Promoter Group
3	Mita Manoj Savla	200000	0.6849	Promoter/ Promoter Group
4	Paras Shantilal Savla	400000	1.3699	Promoter/ Promoter Group
5	Prabhavati Properties Pvt Ltd	2282500	7.8168	Promoter/ Promoter Group
6	Rupesh Kantilal Savla	327917	1.1231	Promoter/ Promoter Group
7	Rupesh Kantilal Savla	2009395	6.8815	Promoter/ Promoter Group
8	Savla Enterprise Pvt. Ltd	3121000	10.6884	Promoter/ Promoter Group
9	Shail Manoj Savla	175000	0.5993	Promoter/ Promoter Group
10	Shital Rupesh Savla	327000	1.1199	Promoter/ Promoter Group
11	Shital Rupesh Savla	1425000	4.8801	Promoter/ Promoter Group
12	Yash Organochern Pvt. Ltd	1263500	4.3271	Promoter/ Promoter Group
	TOTAL	12131332	41.5457	

(IX(a)) Statement showing details of Depository Receipts (DRs)

Sr. No.	Type of outstanding DR (ADRs, GDRs, SDRs, etc.)	Number of outstanding DRs	Number of shares underlying outstanding DRs	Shares underlying outstanding DRs as a percentage of total number of shares (i.e., Grand Total (A)+(B)+(C) indicated in Statement at para (IX(a)) above)
1	N.A.	N.A.	N.A.	N.A.
	TOTAL	N.A.	N.A.	N.A.

(IX(b)) Statement showing holding of Depository Receipts (DRs), where underlying shares held by "promoter/promoter group" are in excess of 1% of the total number of shares

Sr. No.	Name of the DR Holder	Type of outstanding DR (ADRs, GDRs, SDRs, etc.)	Number of shares underlying outstanding DRs	Shares underlying outstanding DRs as a percentage of total number of shares (i.e., Grand Total (A)+(B)+(C) indicated in Statement at para (IX(a)) above)
1	N.A.	N.A.	N.A.	N.A.
	TOTAL	N.A.	N.A.	N.A.

