

(I)(a) Statement showing Shareholding Pattern in Clause 35 - As on 31.03.2014			
Name of the Company: DLF LIMITED			
Scrip Code, BSE- 532868 & NSE- DLF Name of the scrip: DLF , class of security: Equity			
Quarter ended: 31.03.2014			
Partly paid-up shares:-	No. of partly paid-up shares	As a % of total no. of partly paid-up shares	As a % of total no. of shares of the company
Held by promoter/promoter group		0	0
Held by public		0	0
Total	0	0	0
Outstanding convertible securities:	No. of outstanding securities	As a % of total no. of outstanding convertible securities	As a % of total no. of shares of the company, assuming full conversion of the convertible securities
Held by promoter/promoter group		0	0
Held by public		0	0
Total	0	0	0
Warrants:-	No. of warrants	As a % of total no. of warrants	As a % of total no. of shares of the company, assuming full conversion of warrants
Held by promoter/promoter group	0	0	0
Held by public	0	0	0
Total	0	0	0
Total paid-up capital of the company, assuming full conversion of warrants and convertible securities		1781451307	



Statement Showing Shareholding Pattern

Category code	Category of Shareholder	Number of Shareholders	Table 1(a)		Total shareholding as a percentage of total number of shares		Shares Pledged or otherwise encumbered	
			Total number of shares	Number of shares held in dematerialized form	As a percentage of (A+B) ¹	As a percentage of (A+B+C)	Number of shares	As a percentage
			(iii)	(iv)	(v)	(vi)	(vii)	(ix) = (vii)/(iv)*100
(A)	Shareholding of Promoter and Promoter Group ²							
1	Indian							
(a)	Individuals/ Hindu Undivided Family	6	61038260	61038260	3.43	3.43	0	0.00
(b)	Central Government/ State Government(s)	0	0	0	0.00	0.00	0	0.00
(c)	Bodies Corporate	19	1273676860	1273676860	71.50	71.50	0	0.00
(d)	Financial Institutions/ Banks	0	0	0	0.00	0.00	0	0.00
(e)	Any Others - Promoter Trust	1	88000	88000	0.00	0.00	0	0.00
(e-i)		0	0	0	0.00	0.00	0	0.00
(e-ii)		0	0	0	0.00	0.00	0	0.00
	Sub Total(A)(1)	26	1334803120	1334803120	74.93	74.93	0	0.00
2	Foreign							
a	Individuals (Non-Residents Individuals/ Foreign Individuals)							
b	Bodies Corporate	0	0	0	0.00	0.00	0	0.00
c	Institutions	0	0	0	0.00	0.00	0	0.00
d	Qualified Foreign Investor	0	0	0	0.00	0.00	0	0.00
e	Any Others(Specify)	0	0	0	0.00	0.00	0	0.00
e-i		0	0	0	0.00	0.00	0	0.00
e-ii								
	Sub Total(A)(2)	0	0	0	0.00	0.00	0	0.00
	Total Shareholding of Promoter and Promoter Group (A)= (A)(1)+(A)(2)	26	1334803120	1334803120	74.93	74.93	0	0.00
(B)	Public shareholding							
1	Institutions							
(a)	Mutual Funds/ UTI	40	630777	630777	0.04	0.04	0	0.00
(b)	Financial Institutions/ Banks	19	2681072	2681072	0.15	0.15	0	0.00
(c)	Central Government/ State Government(s)	0	0	0	0.00	0.00	0	0.00
(d)	Venture Capital Funds	0	0	0	0.00	0.00	0	0.00
(e)	Insurance Companies	6	2930571	2930571	0.16	0.16	0	0.00
(f)	Foreign Institutional Investors	303	354534597	354534597	19.90	19.90	0	0.00
(g)	Foreign Venture Capital Investors	0	0	0	0.00	0.00	0	0.00
(h)	Qualified Foreign Investor	0	0	0	0.00	0.00	0	0.00
(i)	Any Other (specify)	0	0	0	0.00	0.00	0	0.00
(i-i)		0	0	0	0.00	0.00	0	0.00
(i-ii)		0	0	0	0.00	0.00	0	0.00
	Sub-Total (B)(1)	368	360777017	360777017	20.25	20.25	0.00	0.00
B 2	Non-institutions							
(a)	Bodies Corporate	2285	13839825	13833775	0.78	0.78	0	0.00
(b)	Individuals							
I	Individuals - i. Individual shareholders holding nominal share capital up to Rs 1 lakh	443116	48652293	46748324	2.73	2.73	0	0.00
II	ii. Individual shareholders holding nominal share capital in excess of Rs. 1 lakh	63	10812671	8150511	0.61	0.61	0	0.00
(c)	Qualified Foreign Investor	0	0	0	0.00	0.00	0	0.00
(d)	Any Other (specify)	0	0	0	0.00	0.00	0	0.00
(d-i)	Non-Resident Indians	4140	1981950	1973950	0.11	0.11	0	0.00
(d-ii)	Overseas Corporate Bodies	2	11	11	0.00	0.00	0	0.00
(d-iii)	Trust	54	4309714	4309714	0.24	0.24	0	0.00
(d-iv)	Clearing Members	417	6225106	6225106	0.35	0.35	0	0.00
(d-v)	Foreign Nationals	3	49600	17600	0.00	0.00	0	0.00
	Sub-Total (B)(2)	450080	85871170	81258991	4.82	4.82	0	0.00
	Total Public Shareholding (B)= (B)(1)+(B)(2)	450448	446648187	442036008	25.07	25.07	0	0.00
(B)	TOTAL (A)+(B)	450474	1781451307	1776839128	100.00	100.00	0	0.00
	Shares held by Custodians and against which Depository Receipts have been issued							
(C)	Promoter and Promoter Group							
1	Public	0	0	0	0.00	0.00	0	0.00
2	Sub-Total (C)	0	0	0	0.00	0.00	0	0.00
	GRAND TOTAL (A)+(B)+(C)	450474	1781451307	1776839128	100.00	100.00	0	0.00



(b) Statement showing holding of Securities (including shares, warrants, convertible securities) of persons belonging to the category "Promoter and Promoter Group"

Sr. No	Name of the shareholder	PAN of the Shareholder First 5 characters Next 4 numbers and Last is 1 Character	Details of shares held		Encumbered shares		Details of Warrants		Details of convertible securities		Total shares (including underlying shares assuming full conversion of warrants and convertible securities) as a % of diluted shares capital	
			No. of shares held	As a % of grand total (A)+(B)+Φ	Number	As a percentage (VII)=(V/III)*100	No. of Warrants held	As a % total number of warrants of the same	As a % total number of convertible securities of the same class	Number of convertible securities held		
(i)	(ii)	(iii)	(iv)	(v)	(vi)	(vii)=(v/iii)*100	(viii) (A)+(B)+Φ (C)	(ix)	(x)	(xi)	(xii)	(xiii)
1	PANCHSHEEL INVESTMENT COMPANY	AAACF6938R	312110500	17.52	0	0.00	0.00	0	0.00	0	0.00	0.00
2	SIDHANT HOUSING AND DEVELOPMENT COMPANY	AAACSD015K	237289700	13.32	0	0.00	0.00	0	0.00	0	0.00	0.00
3	KOHINOOR REAL ESTATES COMPANY	AAACK0041N	963534000	5.35	0	0.00	0.00	0	0.00	0	0.00	0.00
4	IMADHUR HOUSING AND DEVELOPMENT COMPANY	AAACM2035N	938196000	5.27	0	0.00	0.00	0	0.00	0	0.00	0.00
5	YASHIKA PROPERTIES AND DEVELOPMENT COMPANY	AAACZ2705P	920804000	5.17	0	0.00	0.00	0	0.00	0	0.00	0.00
6	PREM TRADERS LLP	AAOFF7149R	900592000	5.06	0	0.00	0.00	0	0.00	0	0.00	0.00
7	MALLIKA HOUSING COMPANY LLP	AAWFM0434C	777981000	4.37	0	0.00	0.00	0	0.00	0	0.00	0.00
8	VISHAL FOODS AND INVESTMENTS PRIVATE LIMITED	AAACY3838Q	747690600	4.20	0	0.00	0.00	0	0.00	0	0.00	0.00
9	RAISINA AGENCIES LLP	AAAPR2111N	658891200	3.70	0	0.00	0.00	0	0.00	0	0.00	0.00
10	JHANEWALAN ANCILLARIES LLP	AAIFM4125D	473880000	2.66	0	0.00	0.00	0	0.00	0	0.00	0.00
11	DLF INVESTMENTS PRIVATE LIMITED	AAACD4087H	391845000	2.20	0	0.00	0.00	0	0.00	0	0.00	0.00
12	PIA SINGH	AAAP36636J	213325000	1.20	0	0.00	0.00	0	0.00	0	0.00	0.00
13	RAJIV SINGH	ABIP56685G	164583200	0.92	0	0.00	0.00	0	0.00	0	0.00	0.00
14	REALTE BUILDERS AND SERVICES PRIVATE LIMITED	AAACR3757Q	149276600	0.84	0	0.00	0.00	0	0.00	0	0.00	0.00
15	HARYANA ELECTRICAL UDYOG (P) LTD	AAACH4300D	140524000	0.79	0	0.00	0.00	0	0.00	0	0.00	0.00
16	K P SINGH	ABIP56464P	104610000	0.59	0	0.00	0.00	0	0.00	0	0.00	0.00
17	KAVITA SINGH	AAPEP54420I	721408000	0.40	0	0.00	0.00	0	0.00	0	0.00	0.00
18	PARVATI ESTATES LLP	AAOFF2370A	638000000	0.36	0	0.00	0.00	0	0.00	0	0.00	0.00
19	UNIVERSAL MANAGEMENT AND SALES LLP	AAOFU4633K	545556000	0.31	0	0.00	0.00	0	0.00	0	0.00	0.00
20	INDIRA KUSHAL PAL SINGH	AAYP22544K	403436000	0.23	0	0.00	0.00	0	0.00	0	0.00	0.00
21	MEGHA ESTATES PRIVATE LIMITED	AAACMV4714G	346460000	0.19	0	0.00	0.00	0	0.00	0	0.00	0.00
22	BULAND CONSULTANTS AND INVESTMENTS PRIVATE LIMITED	AAACB4120B	256880000	0.14	0	0.00	0.00	0	0.00	0	0.00	0.00
23	RENIKA TALWAR	AAABP34732L	154000000	0.09	0	0.00	0.00	0	0.00	0	0.00	0.00
24	BEVERLY PARK OPERATION AND MAINTENANCE SERVICES LLP	AAAMFB390L	109912000	0.06	0	0.00	0.00	0	0.00	0	0.00	0.00
25	RAJDHANI INVESTMENT AND AGENCIES PRIVATE LIMITED	AAACRB326F	979200000	0.01	0	0.00	0.00	0	0.00	0	0.00	0.00
26	PREM'S WILL TRUST (HELD BY M.R.K.P. SINGH & RAJIV SINGH)	ABIP56464P	880000000	0.00	0	0.00	0.00	0	0.00	0	0.00	0.00
	TOTAL :		1334803120	74.93	0	0.00	0.00	0	0.00	0	0.00	0.00



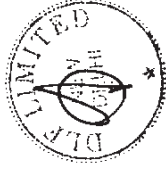
(B)(c)(i) Statement showing holding of securities (including shares, warrants, convertible securities) of persons belonging to the category "Public" and holding more than 1% of the total number of shares

Sr. No.	Name of the shareholder	PAN of the Shareholder First 5 characters Next 4 numbers and Last is 1 Character	Number of shares held	Shares as a percentage of total number of shares (i.e., Grand Total (A)+(B)+(C) Indicated in Statement at para (i)(a) above)	Details of warrants		Details of convertible securities		Total shares (including underlying shares assuming conversion of warrants and convertible securities)
					Number of warrants	As a % total number of warrants of the same class	Number of convertible securities held	% w.r.t total number of convertible securities of the same class	
1	OPPENHEIMER DEVELOPING MARKETS FUND	AAAT00090N	63652501	3.57	0	0.00	0	0.00	0.00
2	JANUS OVERSEAS FUND	AAAAI0448A	41187426	2.31	0	0.00	0	0.00	0.00
3	GOVERNMENT OF SINGAPORE	AAAUG0594R	39145694	2.20	0	0.00	0	0.00	0.00
4	OPPENHEIMER GLOBAL FUND	AAACO1225C	28136051	1.58	0	0.00	0	0.00	0.00
	TOTAL :		172121672	9.66	0	0.00	0	0.00	0.00




(1)(c)(ii) Statement showing holding of securities (including shares, warrants, convertible securities) of persons (together with PAC) belonging to the category "Public" and holding more than 5% of the total number of shares of the company.

Sr. No.	Name(s) of the shareholder(s) and the Persons Acting in Concert (PAC) with them	PAN of the Shareholder First 5 characters Next 4 numbers and Last is 1 Character	Number of shares	Shares as a percentage of total number of shares (i.e., Grand Total (A)+(B)+(C) indicated in Statement at para (1)(a) above)	Details of warrants		Details of convertible securities		Total shares (including underlying full shares assuming full conversion of warrants and convertible securities) as a % of diluted share capital
					Number of warrants held	As a % total number of warrants of the same class	Number of convertible securities held	% w.r.t total number of convertible securities of the same class	
1	Nil		0	0.00	0	0.00	0	0.00	0.00
TOTAL :					0	0.00	0	0.00	0.00




(1)(d) Statement showing details of locked-in shares

Sr.No.	NAME OF THE SHAREHOLDER	PAN of the Shareholder First 5 characters Next 4 numbers and Last is 1 Character	CATEGORY OF THE SHAREHOLDER(PROMOTER/PUBLIC)	Number of locked-in shares	Locked-in shares as a percentage of total number of shares (i.e., Grand Total (A)+(B)+(C) indicated in Statement at para (1)(a) above)
1	Nil	Nil	Nil	Nil	Nil
TOTAL				Nil	Nil



(11)(a) Statement showing details of Depository Receipts (DRs)

Sr. No.	Type of outstanding DR (ADRs, GDRs, SDRs, etc.)	Number of outstanding DRs	Number of shares underlying outstanding DRs	Shares underlying outstanding DRs as a percentage of total number of shares (i.e., Grand Total (A)+(B)+(C) indicated in Statement at para (1)(a) above)
1	Nil	Nil	Nil	Nil
TOTAL		Nil	Nil	Nil



(10)(b) Statement showing holding of Depository Receipts (DRs), where underlying shares held by "promoter/promoter group" are in excess of 1% of the total number of shares

Sr. No.	Name of the DR Holder	Type of outstanding DR (ADRs, GDRs, SDRs, etc.)	Number of shares underlying outstanding DRs	Shares underlying outstanding DRs as a percentage of total number of shares (i.e., Grand Total (A)+(B)+(C) indicated in Statement at para (1)(a) above)
1	Nil	Nil	Nil	Nil
TOTAL				
		Nil	Nil	Nil

