


<b>(I)(a) Statement showing Shareholding Pattern in Clause 35 - As on 30.06.2014</b>			
Name of the Company: DLF LIMITED			
Scrip Code, BSE-532868 & NSE-DLF Name of the scrip : DLF , class of security: Equity			
Quarter ended: 30.06.2014			
<b>Partly paid-up shares:-</b>	<b>No. of partly paid-up shares</b>	<b>As a % of total no. of partly paid-up shares</b>	<b>As a % of total no. of shares of the company</b>
Held by promoter/promoter group		0	0
Held by public		0	0
<b>Total</b>	<b>0</b>	<b>0</b>	<b>0</b>
<b>Outstanding convertible securities:</b>	<b>No. of outstanding securities</b>	<b>As a % of total no. of outstanding convertible securities</b>	<b>As a % of total no. of shares of the company, assuming full conversion of the convertible securities</b>
Held by promoter/promoter group		0	0
Held by public		0	0
<b>Total</b>	<b>0</b>	<b>0</b>	<b>0</b>
<b>Warrants:-</b>	<b>No. of warrants</b>	<b>As a % of total no. of warrants</b>	<b>As a % of total no. of shares of the company, assuming full conversion of warrants</b>
Held by promoter/promoter group	0	0	0
Held by public	0	0	0
<b>Total</b>	<b>0</b>	<b>0</b>	<b>0</b>
<b>Total paid-up capital of the company, assuming full conversion of warrants and convertible securities</b>	<b>1781622819</b>		




Statement Showing Shareholding Pattern								
Category code	Category of Shareholder	Number of Shareholders	Table (I)(a)		Total shareholding as a percentage of total number of shares		Shares Pledged or otherwise encumbered	
			Total number of shares	Number of shares held in dematerialized form	As a percentage of (A+B) <sup>1</sup>	As a percentage of (A+B+C)	Number of shares	As a percentage
			(IV)	(V)	(VI)	(VII)	(VIII)	(IX) = (VIII)/(IV)*100
(A)	Shareholding of Promoter and Promoter Group <sup>2</sup>							
1	Indian							
(a)	Individuals/ Hindu Undivided Family	6	61038260	61038260	3.43	3.43	0	0.00
(b)	Central Government/ State Government(s)	0	0	0	0.00	0.00	0	0.00
(c)	Bodies Corporate	19	1273676860	1273676860	71.49	71.49	0	0.00
(d)	Financial Institutions/ Banks	0	0	0	0.00	0.00	0	0.00
(e)	Any Others - Promoter Trust	1	88000	88000	0.00	0.00	0	0.00
(e-i)		0	0	0	0.00	0.00	0	0.00
(e-ii)		0	0	0	0.00	0.00	0	0.00
	<b>Sub Total(A)(1)</b>	<b>26</b>	<b>1334803120</b>	<b>1334803120</b>	<b>74.92</b>	<b>74.92</b>	<b>0</b>	<b>0.00</b>
2	Foreign							
a	Individuals (Non-Residents Individuals/ Foreign Individuals)	0	0	0	0.00	0.00	0	0.00
b	Bodies Corporate	0	0	0	0.00	0.00	0	0.00
c	Institutions	0	0	0	0.00	0.00	0	0.00
d	Qualified Foreign Investor	0	0	0	0.00	0.00	0	0.00
e	Any Others (Specify)	0	0	0	0.00	0.00	0	0.00
e-i		0	0	0	0.00	0.00	0	0.00
e-ii		0	0	0	0.00	0.00	0	0.00
	<b>Sub Total(A)(2)</b>	<b>0</b>	<b>0</b>	<b>0</b>	<b>0.00</b>	<b>0.00</b>	<b>0</b>	<b>0.00</b>
	<b>Total Shareholding of Promoter and Promoter Group (A) = (A)(1)+(A)(2)</b>	<b>26</b>	<b>1334803120</b>	<b>1334803120</b>	<b>74.92</b>	<b>74.92</b>	<b>0</b>	<b>0.00</b>
(B)	Public shareholding							
1	Institutions							
(a)	Mutual Funds/ UTI	42	3222419	3222419	0.18	0.18	0	0.00
(b)	Financial Institutions / Banks	17	2500852	2500852	0.14	0.14	0	0.00
(c)	Central Government/ State Government(s)	0	0	0	0.00	0.00	0	0.00
(d)	Venture Capital Funds	0	0	0	0.00	0.00	0	0.00
(e)	Insurance Companies	6	2715571	2715571	0.15	0.15	0	0.00
(f)	Foreign Institutional Investors	335	354232550	354232550	19.88	19.88	0	0.00
(g)	Foreign Venture Capital Investors	0	0	0	0.00	0.00	0	0.00
(h)	Qualified Foreign Investor	0	0	0	0.00	0.00	0	0.00
(i)	Any Other (specify)	0	0	0	0.00	0.00	0	0.00
(i-i)		0	0	0	0.00	0.00	0	0.00
(i-ii)		0	0	0	0.00	0.00	0	0.00
	<b>Sub-Total (B)(1)</b>	<b>400</b>	<b>362671392</b>	<b>362671392</b>	<b>20.36</b>	<b>20.36</b>	<b>0.00</b>	<b>0.00</b>
B 2	Non-institutions							
(a)	Bodies Corporate	2324	17293739	17287689	0.97	0.97	0	0.00
(b)	Individuals							
I	Individuals - i. Individual shareholders holding nominal share capital up to Rs 1 lakh	425704	47876040	45996646	2.69	2.69	0	0.00
II	ii. Individual shareholders holding nominal share capital in excess of Rs. 1 lakh.	67	12144739	9482579	0.68	0.68	0	0.00
(c)	Qualified Foreign Investor	0	0	0	0.00	0.00	0	0.00
(d)	Any Other (specify)	0	0	0	0.00	0.00	0	0.00
(d-i)	Non-Resident Indians	3950	1946395	1938395	0.11	0.11	0	0.00
(d-ii)	Overseas Corporate Bodies	2	11	11	0.00	0.00	0	0.00
(d-iii)	Trust	54	2963308	2963308	0.17	0.17	0	0.00
(d-iv)	Clearing Members	421	1874475	1874475	0.11	0.11	0	0.00
(d-v)	Foreign Nationals	3	49600	17600	0.00	0.00	0	0.00
	<b>Sub-Total (B)(2)</b>	<b>432525</b>	<b>84148307</b>	<b>79560703</b>	<b>4.72</b>	<b>4.72</b>	<b>0</b>	<b>0.00</b>
	<b>Total Public Shareholding (B) = (B)(1)+(B)(2)</b>	<b>432925</b>	<b>446819699</b>	<b>442232095</b>	<b>25.08</b>	<b>25.08</b>	<b>0</b>	<b>0.00</b>
(B)	<b>TOTAL (A)+(B)</b>	<b>432951</b>	<b>1781622819</b>	<b>1777035215</b>	<b>100.00</b>	<b>100.00</b>	<b>0</b>	<b>0.00</b>
	Shares held by Custodians and against which Depository Receipts have been issued							
(C)	Promoter and Promoter Group	0	0	0	0.00	0.00	0	0.00
1.	Public	0	0	0	0.00	0.00	0	0.00
2.	<b>Sub-Total (C)</b>	<b>0</b>	<b>0</b>	<b>0</b>	<b>0.00</b>	<b>0.00</b>	<b>0</b>	<b>0.00</b>
	<b>GRAND TOTAL (A)+(B)+(C)</b>	<b>432951</b>	<b>1781622819</b>	<b>1777035215</b>	<b>100.00</b>	<b>100.00</b>	<b>0</b>	<b>0.00</b>



(I)(b) Statement showing holding of Securities (including shares, warrants, convertible securities) of persons belonging to the category "Promoter and Promoter Group".

Sl. No	Name of the shareholder	PAN of the Shareholder First 5 characters Next 4 numbers and Last is 1 Character	Details of shares held		Encumbered shares		Details of Warrants			Details of convertible securities	Total shares (including underlying shares assuming full conversion of warrants and convertible securities) as a % of diluted shares capital	
			No. of shares held	As a % of grand total (A)+(B)+C	Number	As a percentage (VII)=(V)/(III)*100	As a % of grand total (A)+(B)+C of sub-clause (I)(a)	No. of Warrants held	As a % total number of warrants of the same			Number of convertible securities held
(i)	(ii)	(iii)	(iv)	(v)	(vi)	(vii)=(v)/(iii)*100	(viii)	(ix)	(x)	(xi)	(xii)	(xiii)
1	PANCHSHEEL INVESTMENT COMPANY	AAACP6938R	312110500	17.52	0	0.00	0.00	0	0.00	0	0.00	0.00
2	SIDHANT HOUSING AND DEVELOPMENT COMPANY	AAACS0115K	237209700	13.31	0	0.00	0.00	0	0.00	0	0.00	0.00
3	KOHINOOR REAL ESTATES COMPANY	AAACK0041N	953534000	5.35	0	0.00	0.00	0	0.00	0	0.00	0.00
4	MADHUR HOUSING AND DEVELOPMENT COMPANY	AAACM2035N	938196000	5.27	0	0.00	0.00	0	0.00	0	0.00	0.00
5	YASHIKA PROPERTIES AND DEVELOPMENT COMPANY	AAACT7205P	920804000	5.17	0	0.00	0.00	0	0.00	0	0.00	0.00
6	PREM TRADERS LLP	AAOFP7149R	900592000	5.05	0	0.00	0.00	0	0.00	0	0.00	0.00
7	MALLIKA HOUSING COMPANY LLP	AAWFM0434C	777981000	4.37	0	0.00	0.00	0	0.00	0	0.00	0.00
8	VISHAL FOODS AND INVESTMENTS PRIVATE LIMITED	AAACV3838Q	747690600	4.20	0	0.00	0.00	0	0.00	0	0.00	0.00
9	RAISINA AGENCIES LLP	AAAPR2111N	658891200	3.70	0	0.00	0.00	0	0.00	0	0.00	0.00
10	JHANEWALAN ANCILLARIES LLP	AAJF14425D	473880000	2.66	0	0.00	0.00	0	0.00	0	0.00	0.00
11	DLE INVESTMENTS PRIVATE LIMITED	AAACD4087H	391545000	2.20	0	0.00	0.00	0	0.00	0	0.00	0.00
12	PIA SINGH	AAAP56436I	213325000	1.20	0	0.00	0.00	0	0.00	0	0.00	0.00
13	RAJIV SINGH	ABIP56656G	164563200	0.92	0	0.00	0.00	0	0.00	0	0.00	0.00
14	REALEST BUILDERS AND SERVICES PRIVATE LIMITED	AACCR3757Q	149276800	0.84	0	0.00	0.00	0	0.00	0	0.00	0.00
15	HARYANA ELECTRICAL UDYOG (P) LTD	AAACH4300D	140524000	0.79	0	0.00	0.00	0	0.00	0	0.00	0.00
16	K. P. SINGH	ABIP56464P	104610000	0.59	0	0.00	0.00	0	0.00	0	0.00	0.00
17	KAIVITA SINGH	AMF54420J	721408000	0.40	0	0.00	0.00	0	0.00	0	0.00	0.00
18	UNIVERSAL MANAGEMENT AND SALES LLP	AAOFP2370A	638000000	0.36	0	0.00	0.00	0	0.00	0	0.00	0.00
19	INDIRA KUSHAL PAL SINGH	AADLU4632K	545556000	0.31	0	0.00	0.00	0	0.00	0	0.00	0.00
20	MEGHA ESTATES PRIVATE LIMITED	AAYS2354K	403436000	0.23	0	0.00	0.00	0	0.00	0	0.00	0.00
21	BULLAND CONSULTANTS AND INVESTMENTS PRIVATE LIMITED	AAACM4714G	346460000	0.19	0	0.00	0.00	0	0.00	0	0.00	0.00
22	RENUKA TALWAR	AAACB4120B	256800000	0.14	0	0.00	0.00	0	0.00	0	0.00	0.00
23	BEVERLY PARK OPERATION AND MAINTENANCE SERVICES LLP	AABF54732L	154000000	0.09	0	0.00	0.00	0	0.00	0	0.00	0.00
24	RAJPHANI INVESTMENT AND AGENCIES PRIVATE LIMITED	AAAMF2390L	109912000	0.06	0	0.00	0.00	0	0.00	0	0.00	0.00
25	PREM'S WILL TRUST (HELD BY MR. K. P. SINGH & RAJIV SINGH)	AAACR3268F	979200000	0.01	0	0.00	0.00	0	0.00	0	0.00	0.00
26	PREM'S WILL TRUST (HELD BY MR. K. P. SINGH & RAJIV SINGH)	ABIP56464P	880000000	0.00	0	0.00	0.00	0	0.00	0	0.00	0.00
TOTAL :			1334803120	74.92	0	0.00	0.00	0	0.00	0	0.00	0.00



(1)(c)(f) Statement showing holding of securities (including shares, warrants, convertible securities) of persons belonging to the category "Public" and holding more than 1% of the total number of shares

Sr. No.	Name of the shareholder	PAN of the Shareholder First 5 characters Next 4 numbers and Last is 1 Character	Number of shares held	Shares as a percentage of total number of shares (i.e., Grand Total (A)+(B)+(C) indicated in Statement at para (1)(a) above)	Details of warrants		Details of convertible securities		Total shares (including underlying shares assuming conversion of warrants and convertible)
					Number of warrants	As a % total number of warrants of the same class	Number of convertible securities held	% w.r.t total number of convertible securities of the same class	
1	JANUS OVERSEAS FUND.	AAAJ0448A	38893625	2.18	0	0.00	0	0.00	0.00
2	GOVERNMENT OF SINGAPORE	AAAG0594R	29216226	1.64	0	0.00	0	0.00	0.00
3	OPPENHEIMER GLOBAL FUND	AAAC01225C	28136051	1.58	0	0.00	0	0.00	0.00
4	MERRILL LYNCH CAPITAL MARKETS ESPANA S.A.	AAACCM7105R	23082800	1.30	0	0.00	0	0.00	0.00
	<b>TOTAL :</b>		<b>119328702</b>	<b>6.70</b>	<b>0</b>	<b>0.00</b>	<b>0</b>	<b>0.00</b>	<b>0.00</b>




(f)(c)(ii) Statement showing holding of securities (including shares, warrants, convertible securities) of persons (together with PAC) belonging to the category "Public" and holding more than 5% of the total number of shares of the company

Sr. No.	Name(s) of the shareholder(s) and the Persons Acting in Concert (PAC) with them	PAN of the Shareholder Next 5 characters and Last is 1 Character	Number of shares	Shares as a percentage of total number of shares (i.e., Grand Total (A)+(B)+(C) indicated in Statement at para (i)(a) above)	Details of warrants		Details of convertible securities		Total shares (including underlying full conversion of warrants and convertible securities) as a % of diluted share capital
					Number of warrants held	As a % total number of warrants of the same class	Number of convertible securities held	% w.r.t total number of convertible securities of the same class	
1	Nil		0	0.00	0	0.00	0	0.00	0.00
<b>TOTAL :</b>					<b>0</b>	<b>0.00</b>	<b>0</b>	<b>0.00</b>	<b>0.00</b>




(T)(d) Statement showing details of locked-in shares

Sr.No.	NAME OF THE SHAREHOLDER	PAN of the Shareholder First 5 characters Next 4 numbers and Last is 1 Character	CATEGORY OF THE SHAREHOLDER(PROMOTER/PUBLIC)	Number of locked-in shares	Locked-in shares as a percentage of total number of shares (i.e., Grand Total (A)+(B)+(C) indicated in Statement at para (I)(a) above)
1	Nil	Nil	Nil	Nil	Nil
TOTAL				Nil	Nil



(II)(a) Statement showing details of Depository Receipts (DRs)

Sr. No.	Type of outstanding DR (ADRs, GDRs, SDRs, etc.)	Number of outstanding DRs	Number of shares underlying outstanding DRs	Shares underlying outstanding DRs as a percentage of total number of shares {i.e., Grand Total (A)+(B)+(C) indicated in Statement at para (I)(a) above}
1	Nil	Nil	Nil	Nil
<b>TOTAL</b>		Nil	Nil	Nil



(II)(b) Statement showing holding of Depository Receipts (DRs), where underlying shares held by "promoter/promoter group" are in excess of 1% of the total number of shares

Sr. No.	Name of the DR Holder	Type of outstanding DR (ADRs, GDRs, SDRs, etc.)	Number of shares underlying outstanding DRs	Shares underlying outstanding DRs as a percentage of total number of shares (i.e., Grand Total (A)+(B)+(C) indicated in Statement at para (I)(a) above)
1	Nil	Nil	Nil	Nil
<b>TOTAL</b>				
		Nil	Nil	Nil





Category of Shareholder	No. of Voting Rights Class X	No. of Voting Rights Class Y	No. of Voting Rights Class Z
<b>Classifieds</b>			
<b>(A) Promoter &amp; Promoter Group</b>			
(1) Indian			
Individuals/ Hindu Undivided Family			
Central Government/ State Government(s)			
Bodies Corporate			
Financial Institutions/ Banks			
Any Other (specify)			
(2) Foreign			
Individuals (Non- Resident Individuals/ Foreign Individuals)			
Bodies Corporate			
Institutions			
Qualified Foreign Investor			
Any Other (specify)			
<b>(B) Public Shareholding</b>			
(1) Institutions			
Mutual Funds/ UTI			
Financial Institutions/ Banks			
Central Government/ State Government(s)			
Venture Capital Funds			
Insurance Companies			
Foreign Institutional Investors			
Foreign Venture Capital Investors			
Qualified Foreign Investor			
Any Other (specify)			
(2) Non-institutions			
Bodies Corporate			
Individual shareholders holding nominal share capital up to Rs. 1 lakh			
Individual shareholders holding nominal share capital in excess of Rs. 1 lakh			
Qualified Foreign Investor			
Any Other (specify)			
<b>(C) Shares held by Custodians and against which Depository Receipts have been issued</b>			
(C1) Promoter and Promoter group			
(C2) Public			

