
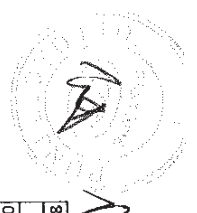


| (1)(a) STATEMENT SHOWING SHAREHOLDING PATTERN IN CLAUSE-35 | | | |
|--|-------------------------------|--|---|
| NAME OF THE COMPANY: PUNJ LLOYD LTD | | Name of the Scrip: PUNJILLOYD | |
| SCRIP CODE: 532693 | | | |
| Class of Security: | | | |
| QUARTER ENDED: 30/09/2015 | | | |
| | No. of partly paid-up shares | As a % of total no. of partly paid-up shares | As a % of total no. of shares of the Company. |
| Partly paid-up shares | | | |
| Held by promoter/promoter group | 0 | 0 | 0 |
| Held by Public | 0 | 0 | 0 |
| Total: | 0 | 0 | 0 |
| | No. of outstanding securities | As a % of total no. of outstanding convertible securities. | As a % of total no. of shares of the Company assuming full conversion of the convertible securities |
| Outstanding convertible securities: | | | |
| Held by promoter/promoter group | 0 | 0 | 0 |
| Held by Public | 0 | 0 | 0 |
| Total: | 0 | 0 | 0 |
| | No. of warrants | As a % of total no. of warrants | As a % of total no. of shares of the Company, assuming full conversion of warrants |
| Warrants: | | | |
| Held by promoter/promoter group | 0 | 0 | 0 |
| Held by Public | 0 | 0 | 0 |
| Total: | 0 | 0 | 0 |
| Total paid-up capital of the Company, assuming full conversion of warrants and convertible securities | 332095745 | 0 | 100.00 |



| CATEGORY CODE | CATEGORY OF SHAREHOLDER | NO OF SHAREHOLDERS (iii) | TOTAL NUMBER OF SHARES (iv) | NO OF SHARES HELD IN DEMATERIALIZED FORM (v) | TOTAL SHAREHOLDING AS A % OF TOTAL NO OF SHARES | | | SHARES PLEDGE OR OTHERWISE ENCUMBERED | |
|---------------|--|--------------------------|-----------------------------|--|---|----------------------------------|-------------------------|---------------------------------------|-------|
| | | | | | AS a PERCENTAGE of (A+B) (vi) | As a PERCENTAGE of (A+B+C) (vii) | NUMBER OF SHARES (viii) | AS a PERCENTAGE (IX)=(VIII)/(IV)*100 | |
| (A) | PROMOTER AND PROMOTER GROUP | | | | | | | | |
| (A) | INDIAN | | | | | | | | |
| (a) | Individual /HUF | 8 | 23365245 | 23365245 | 7.04 | 7.04 | 0 | 0.00 | 0.00 |
| (b) | Central Government/State Government(s) | 0 | 0 | 0 | 0.00 | 0.00 | 0 | 0.00 | 0.00 |
| (c) | Bodies Corporate | 2 | 22148345 | 22148345 | 6.67 | 6.67 | 14448305 | 65.23 | 65.23 |
| (d) | Financial Institutions / Banks | 0 | 0 | 0 | 0.00 | 0.00 | 0 | 0.00 | 0.00 |
| (e) | Others | 0 | 0 | 0 | 0.00 | 0.00 | 0 | 0.00 | 0.00 |
| | Sub-Total A(1) : | 10 | 45513590 | 45513590 | 13.71 | 13.71 | 14448305 | 31.75 | 31.75 |
| (2) | FOREIGN | | | | | | | | |
| (a) | Individuals (NRIs)/Foreign Individuals) | 1 | 1430540 | 1430540 | 0.43 | 0.43 | 0 | 0.00 | 0.00 |
| (b) | Bodies Corporate | 1 | 75691430 | 75691430 | 22.79 | 22.79 | 60218955 | 79.56 | 79.56 |
| (c) | Institutions | 0 | 0 | 0 | 0.00 | 0.00 | 0 | 0.00 | 0.00 |
| (d) | Qualified Foreign Investor | 0 | 0 | 0 | 0.00 | 0.00 | 0 | 0.00 | 0.00 |
| (e) | Others | 0 | 0 | 0 | 0.00 | 0.00 | 0 | 0.00 | 0.00 |
| | Sub-Total A(2) : | 2 | 77121970 | 77121970 | 23.22 | 23.22 | 60218955 | 78.08 | 78.08 |
| | Total A=A(1)+A(2) | 12 | 122655560 | 122655560 | 36.93 | 36.93 | 74667260 | 60.89 | 60.89 |
| (B) | PUBLIC SHAREHOLDING | | | | | | | | |
| (1) | INSTITUTIONS | | | | | | | | |
| (a) | Mutual Funds /UTI | 1 | 3120 | 3120 | 0.00 | 0.00 | 0 | 0.00 | 0.00 |
| (b) | Financial Institutions /Banks | 31 | 22648262 | 22648262 | 6.82 | 6.82 | 0 | 0.00 | 0.00 |
| (c) | Central Government / State Government(s) | 0 | 0 | 0 | 0.00 | 0.00 | 0 | 0.00 | 0.00 |
| (d) | Venture Capital Funds | 0 | 0 | 0 | 0.00 | 0.00 | 0 | 0.00 | 0.00 |
| (e) | Insurance Companies | 0 | 0 | 0 | 0.00 | 0.00 | 0 | 0.00 | 0.00 |
| (f) | Foreign Institutional Investors | 32 | 9567586 | 9567586 | 2.88 | 2.88 | 0 | 0.00 | 0.00 |
| (g) | Foreign Venture Capital Investors | 0 | 0 | 0 | 0.00 | 0.00 | 0 | 0.00 | 0.00 |
| (h) | Qualified Foreign Investor | 0 | 0 | 0 | 0.00 | 0.00 | 0 | 0.00 | 0.00 |
| (i) | Others | 0 | 0 | 0 | 0.00 | 0.00 | 0 | 0.00 | 0.00 |
| | Sub-Total B(1) : | 64 | 32218968 | 32218968 | 9.70 | 9.70 | 0 | 0.00 | 0.00 |





| CATEGORY CODE | CATEGORY OF SHAREHOLDER | NO OF SHAREHOLDERS | TOTAL NUMBER OF SHARES | NO OF SHARES HELD IN DEMATERIALIZED FORM | TOTAL SHAREHOLDING AS A % OF TOTAL NO OF SHARES | | SHARES PLEDGE OR OTHERWISE ENCUMBERED | |
|---------------|---|--------------------|------------------------|--|---|--|---------------------------------------|----------------------------|
| | | | | | NO OF SHARES HELD IN DEMATERIALIZED FORM | NO OF SHARES HELD IN DEMATERIALIZED FORM | AS a PERCENTAGE OF (A+B) | AS a PERCENTAGE OF (A+B+C) |
| (I) | (II) | (III) | (IV) | (V) | (VI) | (VII) | (VIII) | (IX) |
| (f) | | | | | | | | |
| (g) | | | | | | | | |
| (a) | NON-INSTITUTIONS | | | | | | | |
| (b) | Bodies Corporate | 2181 | 29324663 | 29324573 | 8.83 | 8.83 | 0 | 0.00 |
| | Individuals | | | | | | | |
| | (i) Individuals holding nominal share capital upto Rs.1 lakh | 352909 | 128070097 | 128046495 | 38.56 | 38.56 | 0 | 0.00 |
| | (ii) Individuals holding nominal share capital in excess of Rs.1 lakh | 93 | 11604041 | 11604041 | 3.49 | 3.49 | 0 | 0.00 |
| (c) | Others | | | | | | | |
| | NON RESIDENT INDIANS | 4074 | 7661909 | 7660864 | 2.32 | 2.32 | 0 | 0.00 |
| | CLEARING MEMBERS | 228 | 547757 | 547757 | 0.16 | 0.16 | 0 | 0.00 |
| | TRUSTS | 9 | 32250 | 32250 | 0.01 | 0.01 | 0 | 0.00 |
| | FOREIGN NATIONALS | 1 | 500 | 500 | 0.00 | 0.00 | 0 | 0.00 |
| (d) | Qualified Foreign Investor | 0 | 0 | 0 | 0.00 | 0.00 | 0 | 0.00 |
| | Sub-Total B(2) : | 359495 | 177241217 | 177216480 | 53.37 | 53.37 | 0 | 0.00 |
| | Total B=B(1)+B(2) : | 359559 | 209460185 | 209435448 | 63.07 | 63.07 | 0 | 0.00 |
| | Total (A+B) : | 359571 | 332095745 | 332071008 | 100.00 | 100.00 | 74667260 | 22.48 |
| (C) | Shares held by custodians, against which Depository Receipts have been issued | | | | | | | |
| (1) | Promoter and Promoter Group | 0 | 0 | 0 | 0.00 | 0.00 | 0 | 0.00 |
| (2) | Public | 0 | 0 | 0 | 0.00 | 0.00 | 0 | 0.00 |
| | GRAND TOTAL (A+B+C) : | 359571 | 332095745 | 332071008 | 100.00 | 100.00 | 74667260 | 22.48 |


| Statement showing holding of securities (including shares, warrants, convertible securities) of persons belonging to the category "Promoter and Promotes Group" | | | | | | | | | | | | |
|---|---|--------------------------|--|-----------------------|---|--|--------------------------------|--|---|--|-------|--|
| Sr.No | Name of the Shareholder | Details of Shares held | | Encumbered shares (*) | | | Details of Warrants | | | Details of convertible securities | | Total Shares (including underlying shares assuming full conversion of warrants and convertible securities) as a % of diluted share capital |
| | | No. of Shares held (iii) | As a % of grand total (A)+(B)+(C) (iv) | Pledge Shares (v) | AS a percentage (vi)=(v)/(iii)*100 (vi) | AS a % of grand total (A) + (B) + (C) of sub-clause (i)(a) (vii) | Number of warrants held (viii) | As a % total number of warrants of the same class (ix) | Number of convertible securities held (x) | As a % total number of convertible securities of the same class (xi) | | |
| (i) | (ii) | (iii) | (iv) | (v) | (vi) | (vii) | (viii) | (ix) | (x) | (xi) | (xii) | |
| 1 | CAVDOR ENTERPRISES LIMITED | 75691430 | 22.79 | 60216955 | 79.56 | 13.13 | 0 | 0.00 | 0 | 0.00 | 22.79 | |
| 2 | SPECTRA PUNJ FINANCE PRIVATE LIMITED | 22148305 | 6.67 | 14448305 | 65.23 | 4.35 | 0 | 0.00 | 0 | 0.00 | 6.67 | |
| 3 | SATYANARIAN PRAKASH PUNJ/INDU RANI PUNJ | 10537281 | 3.17 | 0 | 0.00 | 0.00 | 0 | 0.00 | 0 | 0.00 | 3.17 | |
| 4 | INDU RANI PUNJ/SATYANARIAN PRAKASH PUNJ | 9997065 | 3.01 | 0 | 0.00 | 0.00 | 0 | 0.00 | 0 | 0.00 | 3.01 | |
| 5 | ATUL PUNJ | 1430540 | 0.43 | 0 | 0.00 | 0.00 | 0 | 0.00 | 0 | 0.00 | 0.43 | |
| 6 | UDAY PUNJ - HUF | 781246 | 0.24 | 0 | 0.00 | 0.00 | 0 | 0.00 | 0 | 0.00 | 0.24 | |
| 7 | MANGALAM PUNJ / UDAY PUNJ | 774962 | 0.23 | 0 | 0.00 | 0.00 | 0 | 0.00 | 0 | 0.00 | 0.23 | |
| 8 | UDAY PUNJ / MANGALAM PUNJ | 626935 | 0.19 | 0 | 0.00 | 0.00 | 0 | 0.00 | 0 | 0.00 | 0.19 | |
| 9 | JYOTI PUNJ | 501725 | 0.15 | 0 | 0.00 | 0.00 | 0 | 0.00 | 0 | 0.00 | 0.15 | |
| 10 | UDAY PUNJ | 147211 | 0.04 | 0 | 0.00 | 0.00 | 0 | 0.00 | 0 | 0.00 | 0.04 | |
| 11 | ATUL PUNJ - HUF | 820 | 0.00 | 0 | 0.00 | 0.00 | 0 | 0.00 | 0 | 0.00 | 0.00 | |
| 12 | PLE HYDRAULICS PRIVATE LIMITED | 40 | 0.00 | 0 | 0.00 | 0.00 | 0 | 0.00 | 0 | 0.00 | 0.00 | |
| TOTAL : | | 122635580 | 36.93 | 74667260 | 60.89 | 22.48 | 0 | 0.00 | 0 | 0.00 | 36.93 | |

Handwritten signature and initials.

| Sl. No. | Name of the shareholder | Number of shares held | Shares as a percentage of total number of shares (i.e. Grant Total (A)-(B)-(C) indicated in Statement at para (1)(a) above) | Details of warrants | | Details of convertible securities | | Total shares (including underlying shares assuming full conversion of warrants and convertible securities) as a % of diluted share capital |
|---------|---------------------------------------|-----------------------|---|-------------------------|---|---------------------------------------|--|--|
| | | | | Number of warrants held | As a % total number of warrants of the same class | Number of convertible securities held | % w.r.t total number of convertible securities of the same class | |
| 1 | LIFE INSURANCE CORPORATION OF INDIA | 5648756 | 1.76 | 0 | 0.00 | 0 | 0.00 | 1.76 |
| 2 | LUC OF INDIA MARKET 21521 GROWTH FUND | 5806337 | 1.75 | 0 | 0.00 | 0 | 0.00 | 1.72 |
| TOTAL : | | 11655093 | 3.51 | 0 | 0.00 | 0 | 0.00 | 3.51 |

| Sl. No. | Name(s) of the shareholder(s) and the Persons Acting in Concert (PAC) with them | Number of shares held | Shares as a percentage of total number of shares (i.e. Grant Total (A)-(B)-(C) indicated in Statement at para (1)(a) above) | Details of warrants | | Details of convertible securities | | Total shares (including underlying shares assuming full conversion of warrants and convertible securities) as a % of diluted share capital |
|---------|---|-----------------------|---|-------------------------|---|--|--|--|
| | | | | Number of warrants held | As a % total number of warrants of the same class | Number of convertible securities of the same class | % w.r.t total number of convertible securities of the same class | |
| TOTAL : | | 0 | 0 | 0 | 0 | 0 | 0 | 0 |

| STATEMENT SHOWING DETAILS OF LOCKED-IN SHARES | | | |
|---|-------------------------|----------------------------|--------------------------------|
| Sl. No. | Name of the shareholder | Number of locked-in shares | Promoter/Promoter Group/Public |
| TOTAL : | | 0 | |



6/9

| STATEMENT SHOWING DETAILS OF LOCKED-IN SHARES" | | | |
|--|-------------------------|----------------------------|--|
| (I)(d) | | | |
| Sr.No. | Name of the shareholder | Number of locked-in shares | Locked-in shares as a (%) percentage of total number of shares {i.e., Grand Total (A)+(B)+(C) Indicated in Statement at para (I)(a) above} |
| | | | Promoter/Promoter Group/Public |
| TOTAL : | | | 0 |

| STATEMENT SHOWING DETAILS OF DEPOSITORY RECEIPTS (DRS) | | | |
|--|--|---------------------------|--|
| (II)(a) | | | |
| Sr.No. | Type of outstanding DR (ADRs,GDRs,SDRs,etc.) | Number of outstanding DRs | Shares underlying outstanding DRs as a percentage of total number of shares {i.e., Grand Total (A)+(B)+(C) indicated in Statement at Para(I)(a) above} |
| TOTAL : | | | 0 |

| STATEMENT showing Holding of Depository Receipts (DRs), where underlying shares held by "Promoter/Promoter group" are in excess of 1% of the total | | | |
|--|-----------------------|---|--|
| (II)(b) | | | |
| Sr.No. | Name of the DR Holder | Type of outstanding DR (ADRs,GDRs,SDRs, etc.) | Shares underlying outstanding DRs as a percentage of total number of shares {i.e., Grand Total (A)+(B)+(C) indicated in Statement at para(I)(a) above} |
| TOTAL : | | | 0 |

7/7