

Introductory sub-table 1)(a)

Name of the Company: DCM Shriram Limited (Formerly DCM Shriram Consolidated Limited)

Scip Code, Name of the scips, class of security : NSE : DCMSHRIRAM (Equity) BSE : 523367 (Equity)


Quarter ended: 31st March, 2015

Partly paid-up shares:-	As a % of total no. of partly paid-up shares		As a % of total no. of shares of the company	
	No. of partly paid-up shares	paid-up shares		
Held by promoter/promoter group	0	0	0	0
Held by public	0	0	0	0
Total	0	0	0	0

Outstanding convertible securities:- No. of outstanding securities	As a % of total no. of outstanding securities		As a % of total no. of shares of the company, assuming full conversion of the convertible securities	
	No. of outstanding securities	securities		
Held by promoter/promoter group	0	0	0	0
Held by public	0	0	0	0
Total	0	0	0	0


Warrants:-	As a % of total no. of warrants		As a % of total no. of shares of the company, assuming full conversion of warrants	
	No. of warrants	of warrants		
Held by promoter/promoter group	0	0	0	0
Held by public	0	0	0	0
Total	0	0	0	0

Total paid-up capital of the company, assuming full conversion of warrants and convertible securities **0**


Certified True Copy
For DCM Shriram Limited

Company Secretary

Statement Showing Shareholding Pattern

Quarte Ended : 31st March, 2015		Table (I)(a)						
Category of Shareholder	Number of Shareholders	Total number of shares	Number of shares held in dematerialized form	Total shareholding as a percentage of total number of shares	Shares Pledged or otherwise encumbered			
(I)	(II)	(III)	(IV)	(V)	(VI)	(VII)	(VIII)	(IX) = (VIII)/(VII)*100
(A) Shareholding of Promoter and Promoter Group²								
1 India								
(a) Individuals/ Hindu Undivided Family	24	5461050	5461050	3.36	0	3.36	0	0.00
(b) Central Government/ State Government(s)	0	0	0	0.00	0	0.00	0	0.00
(c) Bodies Corporate	3	98382744	98382744	60.51	0	60.51	0	0.00
(d) Financial Institutions/ Banks	0	0	0	0.00	0	0.00	0	0.00
(e) Any Others(Specify)	0	0	0	0.00	0	0.00	0	0.00
(e-i)								
(e-ii)								
Sub Total(A)(1)	27	103743794	103743794	63.88	0	63.88	0	0.00
2 Foreign								
a Individuals (Non-Residents Individuals/ Foreign Individuals)	0	0	0	0.00	0	0.00	0	0.00
b Bodies Corporate	0	0	0	0.00	0	0.00	0	0.00
c Institutions	0	0	0	0.00	0	0.00	0	0.00
d Qualified Foreign Investor	0	0	0	0.00	0	0.00	0	0.00
e Any Others(Specify)	0	0	0	0.00	0	0.00	0	0.00
e-i								
e-ii								
Sub Total(A)(2)	0	0	0	0.00	0	0.00	0	0.00
Total Shareholding of Promoter and Promoter Group (A)= (A)(1)+(A)(2)	27	103743794	103743794	63.88	0	63.88	0	0.00
(B) Public shareholding								
1 Institutions								
(a) Mutual Funds/UTI	5	161887	161887	0.10	0	0.10	0	0.00
(b) Financial Institutions / Banks	36	52219	33019	0.03	0	0.03	0	0.00
(c) Central Government/ State Government(s)	1	29640	0	0.02	0	0.02	0	0.00
(d) Venture Capital Funds	0	0	0	0.00	0	0.00	0	0.00

Certified True Copy
 For DCM Shriram Limited

 Company Secretary


(e)	Insurance Companies	7	16930443	16930443	10.42	10.42		
(f)	Foreign Institutional Investors	51	2899742	2899742	1.79	1.79		
(g)	Foreign Venture Capital Investors	0	0	0	0.00	0.00		
(h)	Qualified Foreign Investor	0	0	0	0.00	0.00		
(i)	Any Other (specify)	0	0	0	0.00	0.00		
(i-i)								
(i-ii)								
	Sub-Total (B)(1)	100	20073931	20024591	12.36	12.36		
B 2	Non-institutions							
(a)	Bodies Corporate	580	3785698	3761428	2.33	2.33		
(b)	Individuals							
I	Individuals - i. Individual shareholders holding nominal share capital up to Rs. 1 lakh	41748	13851409	10094142	8.53	8.53		
II	ii. Individual shareholders holding nominal share capital in excess of Rs. 1 lakh.	12	1457701	1457701	0.90	0.90		
(c)	Qualified Foreign Investor	0	0	0	0.00	0.00		
(d)	Any Other (specify)							
(d-i)	Trust & Foundation	3	87001	87001	0.05	0.05		
(d-ii)	Educational Institution							
(d-iii)	Pakistani Nationals	72	431130	0	0.27	0.27		
(d-iv)	Non - resident Indians	237	241374	211643	0.15	0.15		
(d-v)	OCBs	4	1510550	0	9.30	9.30		
(d-vi)	Non-promoter and non-public shareholding - DCM Sirram Employees Benefits Trust	2	3638549	3638549	2.24	2.24		
	Sub-Total (B)(2)	42658	38598412	19250464	23.77	23.77		
(B)	Total Public Shareholding (B) = (B)(1)+(B)(2)	42758	58672343	39275055	36.12	36.12		
	TOTAL (A)+(B)	42785	162416137	143018849	100.00	100.00	0	0.00
(C)	Shares held by Custodians and against which Depository Receipts have been issued							
1	Promoter and Promoter Group	0	0	0	0.00	0.00	0	0.00
2	Public	0	0	0	0.00	0.00	0	0.00
	Sub-Total (C)	0	0	0	0.00	0.00	0	0.00
	GRAND TOTAL (A)+(B)+(C)	42785	162416137	143018849	100.00	100.00	0	0.00

Certified True Copy
 For DCM Sirram Limited

 Company Secretary

(b) Statement showing holding of securities (including shares, warrants, convertible securities) of persons belonging to the category, "Promoter and Promoter Group"

Sr. No.	Name of the shareholder	Details of Shares held		No.	Encumbered shares (*) As a percentage $(VI)/(VII)*100$	As a % of grand total $(A)+(B)+(C)$ of sub- clause (i)(a)	Details of warrants		Details of convertible securities		Total shares (including underlying shares assuming full conversion of warrants and convertible)
		Number of shares held	As a % of grand total $(A)+(B)+(C)$				Number of warrants held	As a % total number of warrants of the same class	Number of convertible securities held	As a % total number of convertible securities of the same class	
(i)	(ii)	(iii)	(iv)	(v)	(vi)	(vii)	(viii)	(ix)	(x)	(xi)	(xii)
1	SUMANT INVESTMENTS (P) LTD.	58,732,654	36.16	0	0.00	0.00	0	0	0	0	0
2	SUMANT INVESTMENTS PVT LTD.	39,595,650	24.35		0.00	0.00	0	0	0	0	0
3	AJIT S. SHRIRAM	595,580	0.37		0.00	0.00	0	0	0	0	0
4	AJAY S. SHRIRAM (HUF)	559,330	0.34		0.00	0.00	0	0	0	0	0
5	VIKRAM S. SHRIRAM (HUF)	550,200	0.34		0.00	0.00	0	0	0	0	0
6	VIKRAM S. SHRIRAM	503,310	0.31		0.00	0.00	0	0	0	0	0
7	AJIT S. SHRIRAM (HUF)	500,000	0.31		0.00	0.00	0	0	0	0	0
8	AJAY S. SHRIRAM	493,780	0.30		0.00	0.00	0	0	0	0	0
9	TARA A. SHRIRAM (MINOR)	299,900	0.18		0.00	0.00	0	0	0	0	0
10	ANAND A. SHRIRAM	298,070	0.18		0.00	0.00	0	0	0	0	0
11	NANIKA V. SHRIRAM	297,900	0.18		0.00	0.00	0	0	0	0	0
12	ADITYA A. SHRIRAM	297,760	0.18		0.00	0.00	0	0	0	0	0
13	PRANAV V. SHRIRAM	297,190	0.18		0.00	0.00	0	0	0	0	0
14	VARUN A. SHRIRAM	296,900	0.18		0.00	0.00	0	0	0	0	0
15	KAVITA V. SHRIRAM	78,680	0.05		0.00	0.00	0	0	0	0	0
16	VANDANA A. SHRIRAM	78,340	0.05		0.00	0.00	0	0	0	0	0
17	PRABHA SHRIDHAR	72,967	0.04		0.00	0.00	0	0	0	0	0
18	PRABHA SHRIDHAR	72,966	0.04		0.00	0.00	0	0	0	0	0
19	PRABHA SHRIDHAR	72,966	0.04		0.00	0.00	0	0	0	0	0
20	CHARNI VINOD KUMAR	35,700	0.02		0.00	0.00	0	0	0	0	0
21	RICHA A. SHRIRAM	34,900	0.02		0.00	0.00	0	0	0	0	0
22	AMBIKA JAIPAL SINGH	16,500	0.01		0.00	0.00	0	0	0	0	0
23	OM PRAEASH JHALANI	3,000	0.00		0.00	0.00	0	0	0	0	0
24	ANOOOP JHALANI	2,010	0.00		0.00	0.00	0	0	0	0	0
25	OM PRAEASH JHALANI	2,000	0.00		0.00	0.00	0	0	0	0	0
26	LALA SHRIDHAR (HUF)	1,100	0.00		0.00	0.00	0	0	0	0	0
27	SHRIUDYOG MARKETING PVT. LTD.	460	0.00		0.00	0.00	0	0	0	0	0
TOTAL		103,743,794	63.88	0	0.00	0.00	0	0	0	0	0

(*) The term "encumbrance" has the same meaning as assigned to it in regulation 28(3) of the SAST Regulations, 2011




(D)(c)(ii) Statement showing holding of securities (including shares, warrants, convertible securities) of persons (together with PAC) belonging to the category "Public" and holding more than 5% of the total number of shares of the company

Sr. No.	Name(s) of the shareholder(s) and the Persons Acting in Concert (PAC) with them	Number of shares	Shares as a percentage of total number of shares {i.e., Grand Total (A)+(B)+(C) indicated in Statement at para (D)(a) above}	Details of warrants		Details of convertible securities			Total shares (including underlying shares assuming full conversion of warrants and convertible securities) as a % of diluted share capital
				Number of warrants	As a % total number of warrants of the same class	Number of convertible securities held	% w.r.t total number of convertible securities of the		
1	Life Insurance Corporation of India	12863749	7.92	0	0	0	0	0	
2			0.00	0	0	0	0	0	
TOTAL		12863749	7.92	0	0	0	0	0	



(D)(d) Statement showing details of locked-in shares

Sr. No.	Name of the shareholder	Number of locked-in shares	Locked-in shares as a percentage of total number of shares {i.e., Grand Total (A)+(B)+(C) indicated in Statement at para (D)(a) above}
1			0.00
TOTAL		0	0.00



(II)(a) Statement showing details of Depository Receipts (DRs)

Sr. No.	Type of outstanding DR (ADRs, GDRs, SDRs, etc.)	Number of outstanding DRs	Number of shares underlying outstanding DRs	Shares underlying outstanding DRs as a percentage of total number of shares {i.e., Grand Total (A)+(B)+(C) indicated in Statement at para (I)(a) above}
1				0.00
2				0.00
TOTAL		0	0	0.00



(II)(b) Statement showing holding of Depository Receipts (DRs), where underlying shares held by "promoter/promoter group" are in excess of 1% of the total number of shares

Sr. No.	Name of the DR Holder	Type of outstanding DR (ADRs, GDRs, SDRs, etc.)	Number of shares underlying outstanding DRs	Shares underlying outstanding DRs as a percentage of total number of shares {i.e., Grand Total (A)+(B)+(C) indicated in Statement at para (D)(a) above}
1				0.00
2				0.00
			0	0.00
TOTAL				

