


# DCB BANK

**(I)(a) Statement showing Shareholding Pattern**

|                                                                                                                                                                                                               |                                                                                            |                                                                  |                                                                                                             |
|---------------------------------------------------------------------------------------------------------------------------------------------------------------------------------------------------------------|--------------------------------------------------------------------------------------------|------------------------------------------------------------------|-------------------------------------------------------------------------------------------------------------|
| <b>Name of the Company : DCB BANK LTD.</b><br><b>Scrip Code : BSE - 532772 NSE - DCBBANK</b><br><b>Name of the Scrip: Equity Shares Class of Security: Equity Shares</b><br><b>Quarter Ended : 30-09-2014</b> |                                                                                            |                                                                  |                                                                                                             |
| <b>Partly paid-up Shares:-</b>                                                                                                                                                                                | <b>No. of partly paid-up Shares</b>                                                        | <b>As a % of total no. of partly paid-up Shares</b>              | <b>As a % of total no. of Shares of the company</b>                                                         |
| Held by Promoter / Promoter Group                                                                                                                                                                             | NIL                                                                                        | NIL                                                              | N.A.                                                                                                        |
| Held by Public                                                                                                                                                                                                | NIL                                                                                        | NIL                                                              | N.A.                                                                                                        |
| <b>Total</b>                                                                                                                                                                                                  | <b>NIL</b>                                                                                 | <b>NIL</b>                                                       | <b>N.A.</b>                                                                                                 |
| <b>Outstanding Convertible Securities:-</b>                                                                                                                                                                   | <b>No. of outstanding Securities</b>                                                       | <b>As a % of total no. of outstanding Convertible Securities</b> | <b>As a % of total no. of Shares of the company, assuming full conversion of the Convertible Securities</b> |
| Held by Promoter / Promoter Group                                                                                                                                                                             | NIL                                                                                        | NIL                                                              | N.A.                                                                                                        |
| Held by Public                                                                                                                                                                                                | NIL                                                                                        | NIL                                                              | N.A.                                                                                                        |
| <b>Total</b>                                                                                                                                                                                                  | <b>NIL</b>                                                                                 | <b>NIL</b>                                                       | <b>N.A.</b>                                                                                                 |
| <b>Warrants:-</b>                                                                                                                                                                                             | <b>No. of Warrants</b>                                                                     | <b>As a % of total no. of Warrants</b>                           | <b>As a % of total no. of Shares of the company, assuming full conversion of Warrants</b>                   |
| Held by Promoter / Promoter Group                                                                                                                                                                             | NIL                                                                                        | NIL                                                              | N.A.                                                                                                        |
| Held by Public                                                                                                                                                                                                | NIL                                                                                        | NIL                                                              | N.A.                                                                                                        |
| <b>Total</b>                                                                                                                                                                                                  | <b>NIL</b>                                                                                 | <b>NIL</b>                                                       | <b>N.A.</b>                                                                                                 |
| <b>Total paid-up capital of the Company assuming full conversion of Warrants and Convertible Securities</b>                                                                                                   | Rs. 2,507,742,220/- divided into 250,774,222 Equity Shares of Rs.10/- each, fully paid-up. |                                                                  |                                                                                                             |



# DCB BANK

| Category code | Category of shareholder                                                    | Number of shareholders | Total number of shares | Number of shares held in dematerialized form | Total shareholding as a percentage of total number of shares |                          | Shares Pledged or otherwise encumbered |                                         |
|---------------|----------------------------------------------------------------------------|------------------------|------------------------|----------------------------------------------|--------------------------------------------------------------|--------------------------|----------------------------------------|-----------------------------------------|
|               |                                                                            |                        |                        |                                              | As a percentage of (VI)                                      | As a percentage of (VII) | Number of Shares (VIII)                | As a percentage (IX) = (VIII)/(IV) *100 |
| (I)           | (II)                                                                       | (III)                  | (IV)                   | (V)                                          | (VI)                                                         | (VII)                    | (VIII)                                 | (IX) = (VIII)/(IV) *100                 |
| <b>(A)</b>    | <b>Promoter and Promoter Group<sup>2</sup></b>                             |                        |                        |                                              |                                                              |                          |                                        |                                         |
| <b>1</b>      | <b>INDIAN</b>                                                              |                        |                        |                                              |                                                              |                          |                                        |                                         |
| (a)           | Individuals/ Hindu Undivided Family                                        | 0                      | 0                      | 0                                            | 0.000                                                        |                          |                                        |                                         |
| (b)           | Central Government / State Government(s)                                   | 0                      | 0                      | 0                                            | 0.000                                                        |                          |                                        |                                         |
| (c)           | Bodies Corporate                                                           | 1                      | 2,450,182              | 2,450,182                                    | 0.9770                                                       | 0.9770                   | NIL                                    | NIL                                     |
| (d)           | Financial Institutions/ Banks                                              | 0                      | 0                      | 0                                            | 0.0000                                                       |                          |                                        |                                         |
| (e)           | Any Other (specify)                                                        | 0                      | 0                      | 0                                            | 0.0000                                                       |                          |                                        |                                         |
|               | <b>Sub-Total (A)(1) :</b>                                                  | <b>1</b>               | <b>2,450,182</b>       | <b>2,450,182</b>                             | <b>0.9770</b>                                                | <b>0.9770</b>            | <b>NIL</b>                             | <b>NIL</b>                              |
| <b>2</b>      | <b>FOREIGN</b>                                                             |                        |                        |                                              |                                                              |                          |                                        |                                         |
| (a)           | Individuals (Non-Resident Individuals/ Foreign Individuals)                | 0                      | 0                      | 0                                            | 0.0000                                                       |                          |                                        |                                         |
| (b)           | Bodies Corporate                                                           | 2                      | 43,750,052             | 43,750,052                                   | 17.4460                                                      | 17.4460                  | NIL                                    | NIL                                     |
| (c)           | Institutions                                                               | 0                      | 0                      | 0                                            | 0.0000                                                       |                          |                                        |                                         |
| (d)           | Qualified Foreign Investor                                                 |                        |                        |                                              |                                                              |                          |                                        |                                         |
| (e)           | Any Other (specify)                                                        | 0                      | 0                      | 0                                            | 0.0000                                                       |                          |                                        |                                         |
|               | <b>Sub-Total (A)(2) :</b>                                                  | <b>2</b>               | <b>43,750,052</b>      | <b>43,750,052</b>                            | <b>17.4460</b>                                               | <b>17.4460</b>           | <b>NIL</b>                             | <b>NIL</b>                              |
|               | <b>Total Shareholding of Promoter and Promoter Group (A)=(A)(1)+(A)(2)</b> | <b>3</b>               | <b>46,200,234</b>      | <b>46,200,234</b>                            | <b>18.4230</b>                                               | <b>18.4230</b>           | <b>NIL</b>                             | <b>NIL</b>                              |
| <b>(B)</b>    | <b>Public shareholding<sup>3</sup></b>                                     |                        |                        |                                              |                                                              |                          | <b>N.A.</b>                            | <b>N.A.</b>                             |
| <b>1</b>      | <b>Institutions</b>                                                        |                        |                        |                                              |                                                              |                          | <b>N.A.</b>                            | <b>N.A.</b>                             |
| (a)           | Mutual Funds/UTI                                                           | 34                     | 25,280,158             | 25,280,158                                   | 10.0808                                                      | 10.0808                  |                                        |                                         |
| (b)           | Financial Institutions/ Banks                                              | 6                      | 695,342                | 695,342                                      | 0.2773                                                       | 0.2773                   |                                        |                                         |
| (c)           | Central Government/ State Government(s)                                    | 0                      | 0                      | 0                                            |                                                              |                          |                                        |                                         |
| (d)           | Venture Capital Funds                                                      | 1                      | 6,270,904              | 6,270,904                                    | 2.5006                                                       | 2.5006                   |                                        |                                         |
| (e)           | Insurance Companies                                                        | 2                      | 7,887,721              | 7,887,721                                    | 3.1453                                                       | 3.1453                   |                                        |                                         |
| (f)           | Foreign Institutional Investors                                            | 59                     | 37,219,787             | 37,219,787                                   | 14.8420                                                      | 14.8420                  |                                        |                                         |
| (g)           | Foreign Venture Capital Investors                                          | 0                      | 0                      | 0                                            | 0.0000                                                       | 0.0000                   |                                        |                                         |
| (h)           | Qualified Foreign Investor                                                 | 0                      | 0                      | 0                                            | 0.0000                                                       | 0.0000                   |                                        |                                         |
| (i)           | Any Other (specify)                                                        |                        |                        |                                              |                                                              |                          |                                        |                                         |
| (i-i)         | Trusts                                                                     | 10                     | 863,889                | 862,854                                      | 0.3445                                                       | 0.3445                   |                                        |                                         |
|               | <b>Sub-Total (B)(1) :</b>                                                  | <b>112</b>             | <b>78,217,801</b>      | <b>78,216,766</b>                            | <b>31.1905</b>                                               | <b>31.1905</b>           | <b>N.A.</b>                            | <b>N.A.</b>                             |

1 For determining public shareholding for the purpose of Clause 40A.

2 For definitions of "Promoter" and "Promoter Group", refer to Clause 40A.

3 For definitions of "Public Shareholding", refer to Clause 40A.

Page 2 of 6



**DCB Bank Limited**

(Formerly Development Credit Bank Limited)

Corporate & Registered Office: 6<sup>th</sup> Floor, Tower A, Peninsula Business Park, Senapati Bapat Marg, Lower Parel, Mumbai - 400013

CIN: L99999MH1995PLC089008 Tel: +91 22 66187000 Fax: +91 22 66589970 Website: www.dcbbank.com

# DCB BANK

| Category code | Category of shareholder                                                                 | Number of shareholders | Total number of shares | Number of shares held in dematerialized form | Total shareholding as a percentage of total number of shares |                                  | Shares Pledged or otherwise encumbered |                                         |
|---------------|-----------------------------------------------------------------------------------------|------------------------|------------------------|----------------------------------------------|--------------------------------------------------------------|----------------------------------|----------------------------------------|-----------------------------------------|
|               |                                                                                         |                        |                        |                                              | As a percentage of (A+B) <sup>1</sup> (VI)                   | As a percentage of (A+B+C) (VII) | Number of Shares (VIII)                | As a percentage (IX) = (VIII)/(IV) *100 |
| (i)           | (ii)                                                                                    | (iii)                  | (iv)                   | (v)                                          | (vi)                                                         | (vii)                            | (viii)                                 | (ix) = (viii)/(iv) *100                 |
| <b>2</b>      | <b>Non-institutions</b>                                                                 |                        |                        |                                              |                                                              |                                  | <b>N.A.</b>                            | <b>N.A.</b>                             |
| (a)           | Bodies Corporate                                                                        | 1,591                  | 30,552,076             | 30,243,664                                   | 12.1831                                                      | 12.1831                          |                                        |                                         |
| (b)           |                                                                                         |                        |                        |                                              |                                                              |                                  |                                        |                                         |
|               | i Individuals - Individual shareholders holding nominal share capital up to Rs. 1 lakh. | 166,195                | 54,167,400             | 45,821,781                                   | 21.6001                                                      | 21.6001                          |                                        |                                         |
|               | ii Individual shareholders holding nominal share capital in excess of Rs. 1 lakh.       | 484                    | 21,431,778             | 21,407,417                                   | 8.5463                                                       | 8.5463                           |                                        |                                         |
| (c)           | Qualified Foreign Investor                                                              |                        |                        |                                              |                                                              |                                  |                                        |                                         |
| (d)           | Any Other (specify)                                                                     |                        |                        |                                              |                                                              |                                  |                                        |                                         |
| (d-i)         | Clearing Member                                                                         | 449                    | 1,518,232              | 1,518,232                                    | 0.6054                                                       | 0.6054                           |                                        |                                         |
| (d-ii)        | Non Resident Indians (Repat.)                                                           | 1,148                  | 5,317,531              | 5,317,531                                    | 2.1205                                                       | 2.1205                           |                                        |                                         |
| (d-iii)       | Non Resident Indians (Non Repat.)                                                       | 341                    | 1,163,900              | 1,162,900                                    | 0.4641                                                       | 0.4641                           |                                        |                                         |
| (d-iv)        | Foreign Companies                                                                       | 1                      | 11,745,484             | 11,745,484                                   | 4.6837                                                       | 4.6837                           |                                        |                                         |
| (d-v)         | Directors & Relatives                                                                   | 23                     | 459,786                | 409,960                                      | 0.1833                                                       | 0.1833                           |                                        |                                         |
|               | <b>Sub-Total (B)(2)</b>                                                                 | <b>170,232</b>         | <b>126,356,187</b>     | <b>117,626,969</b>                           | <b>50.3865</b>                                               | <b>50.3865</b>                   | <b>N.A.</b>                            | <b>N.A.</b>                             |
|               | <b>Total Public Shareholding (B)=(B)(1)+(B)(2)</b>                                      | <b>170,344</b>         | <b>204,573,988</b>     | <b>195,843,735</b>                           | <b>81.5770</b>                                               | <b>81.5770</b>                   | <b>N.A.</b>                            | <b>N.A.</b>                             |
|               | <b>TOTAL (A)+(B)</b>                                                                    | <b>170,347</b>         | <b>250,774,222</b>     | <b>242,043,969</b>                           | <b>100.0000</b>                                              | <b>100.0000</b>                  | <b>N.A.</b>                            | <b>N.A.</b>                             |
| (C)           | Shares held by Custodians and against which Depository Receipts have been issued        |                        |                        |                                              | <b>N.A.</b>                                                  | <b>N.A.</b>                      | <b>N.A.</b>                            | <b>N.A.</b>                             |
| <b>1</b>      | <b>Promoter and Promoter Group</b>                                                      | 0                      | 0                      | N.A.                                         | N.A.                                                         | N.A.                             | N.A.                                   | N.A.                                    |
| <b>2</b>      | <b>Public</b>                                                                           | 0                      | 0                      | N.A.                                         | N.A.                                                         | N.A.                             | N.A.                                   | N.A.                                    |
|               | <b>Total (C)</b>                                                                        | 0                      | 0                      | N.A.                                         | N.A.                                                         | N.A.                             | N.A.                                   | N.A.                                    |
|               | <b>Grand Total (A)+(B)+(C)</b>                                                          | <b>170,347</b>         | <b>250,774,222</b>     | <b>242,043,969</b>                           | <b>100.0000</b>                                              | <b>100.0000</b>                  | <b>N.A.</b>                            | <b>N.A.</b>                             |

N.A. – Not applicable

Page 3 of 6



## DCB Bank Limited

(Formerly Development Credit Bank Limited)

Corporate & Registered Office: 6<sup>th</sup> Floor, Tower A, Peninsula Business Park, Senapati Bapat Marg, Lower Parel, Mumbai - 400013

CIN: L99999MH1995PLC089008 Tel: +91 22 66187000 Fax: +91 22 66589970 Website: www.dcbbank.com

# DCB BANK

(I) (b) **Statement showing holding of securities (Including Shares, Warrants, Convertible Securities) of persons belonging to the Category "Promoter and Promoter Group"**

| Sr. No.      | Name of the Shareholder                     | Details of Shares held |                                   | Encumbered Shares (*) |                        |                                                         | Details of Warrants     |                                                   | Details of Convertible Securities     |                                                                 | Total Shares (including underlying Shares assuming full conversion of Warrants and Convertible Securities) as a % of diluted Share Capital |
|--------------|---------------------------------------------|------------------------|-----------------------------------|-----------------------|------------------------|---------------------------------------------------------|-------------------------|---------------------------------------------------|---------------------------------------|-----------------------------------------------------------------|--------------------------------------------------------------------------------------------------------------------------------------------|
|              |                                             | No. of Shares held     | As a % of grand total (A)+(B)+(C) | No.                   | As a percentage        | As a % of grand total (A)+(B)+(C) of sub-clause (I) (a) | Number of Warrants held | As a % total number of Warrants of the same class | Number of Convertible Securities held | As a % total number of Convertible Securities of the same class |                                                                                                                                            |
| (I)          | (II)                                        | (III)                  | (IV)                              | (V)                   | (VI) = (V) / (III)*100 | (VII)                                                   | (VIII)                  | (IX)                                              | (X)                                   | (XI)                                                            | (XII)                                                                                                                                      |
| 1            | AGA KHAN FUND FOR ECONOMIC DEVELOPMENT S.A. | 43,750,052             | 17.4460                           | NIL                   | N.A.                   | N.A.                                                    | NIL                     | N.A.                                              | NIL                                   | N.A.                                                            | 17.4460                                                                                                                                    |
| 2            | PLATINUM JUBILEE INVESTMENTS LTD.           | 2,450,182              | 0.9770                            | NIL                   | N.A.                   | N.A.                                                    | NIL                     | N.A.                                              | NIL                                   | N.A.                                                            | 0.9770                                                                                                                                     |
| <b>Total</b> |                                             | <b>46,200,234</b>      | <b>18.4230</b>                    | <b>NIL</b>            | <b>N.A.</b>            | <b>N.A.</b>                                             | <b>NIL</b>              | <b>N.A.</b>                                       | <b>NIL</b>                            | <b>N.A.</b>                                                     | <b>18.4230</b>                                                                                                                             |

(\*) The term "encumbrance" has the same meaning as assigned to it in regulation 28(3) of the SAST Regulations, 2011

(I) (c) (i) **Statement showing holding of Securities (including Shares, Warrants, Convertible Securities) of persons belonging to the category "Public and holding more than 1% of the total number of Shares"**

| Sr. No.      | Name of the Shareholder                                            | Number of Shares held | Shares as a percentage of total number of Shares (i.e. Grand Total (A)+(B)+(C) indicated in statement at para (I)(a) above) | Details of Warrants     |                                                   | Details of Convertible Securities     |                                                                  | Total Shares (including underlying shares assuming full conversion of Warrants and Convertible Securities) as a % of diluted Share Capital |
|--------------|--------------------------------------------------------------------|-----------------------|-----------------------------------------------------------------------------------------------------------------------------|-------------------------|---------------------------------------------------|---------------------------------------|------------------------------------------------------------------|--------------------------------------------------------------------------------------------------------------------------------------------|
|              |                                                                    |                       |                                                                                                                             | Number of Warrants held | As a % total number of Warrants of the same class | Number of Convertible Securities held | % w.r.t total number of Convertible Securities of the same class |                                                                                                                                            |
| 1            | TANO MAURITIUS INDIA FVCI II                                       | 11,925,000            | 4.7553                                                                                                                      | NIL                     | N.A.                                              | NIL                                   | N.A.                                                             | 4.7553                                                                                                                                     |
| 2            | WCP HOLDINGS III                                                   | 11,745,484            | 4.6837                                                                                                                      | NIL                     | N.A.                                              | NIL                                   | N.A.                                                             | 4.6837                                                                                                                                     |
| 3            | AMBIT CORPORATE FINANCE PVT. LTD.                                  | 10,472,867            | 4.1762                                                                                                                      | NIL                     | N.A.                                              | NIL                                   | N.A.                                                             | 4.1762                                                                                                                                     |
| 4            | IL AND FS TRUST COMPANY LIMITED TRUSTEE -TVS SHRIRAM GROWTH FUND I | 6,270,904             | 2.5006                                                                                                                      | NIL                     | N.A.                                              | NIL                                   | N.A.                                                             | 2.5006                                                                                                                                     |
| 5            | TATA CAPITAL FINANCIAL SERVICES LIMITED                            | 6,001,000             | 2.3930                                                                                                                      | NIL                     | N.A.                                              | NIL                                   | N.A.                                                             | 2.3930                                                                                                                                     |
| 6            | SUNDARAM MUTUAL FUND A/C SUNDARAM SELECT MIDCAP                    | 5,630,000             | 2.2450                                                                                                                      | NIL                     | N.A.                                              | NIL                                   | N.A.                                                             | 2.2450                                                                                                                                     |
| 7            | BAJAJ ALLIANZ LIFE INSURANCE COMPANY LTD.                          | 5,303,556             | 2.1149                                                                                                                      | NIL                     | N.A.                                              | NIL                                   | N.A.                                                             | 2.1149                                                                                                                                     |
| 8            | DSP BLACKROCK MICRO CAP FUND                                       | 4,764,803             | 1.9000                                                                                                                      | NIL                     | N.A.                                              | NIL                                   | N.A.                                                             | 1.9000                                                                                                                                     |
| 9            | HOUSING DEVELOPMENT FINANCE CORPORATION LTD.                       | 4,047,926             | 1.6142                                                                                                                      | NIL                     | N.A.                                              | NIL                                   | N.A.                                                             | 1.6142                                                                                                                                     |
| 10           | COLLEGE RETIREMENT EQUITIES FUND - STOCK ACCOUNT                   | 3,330,650             | 1.3281                                                                                                                      | NIL                     | N.A.                                              | NIL                                   | N.A.                                                             | 1.3281                                                                                                                                     |
| 11           | SATPAL KHATTAR & SHAREEN KHATTAR                                   | 3,207,296             | 1.2790                                                                                                                      | NIL                     | N.A.                                              | NIL                                   | N.A.                                                             | 1.2790                                                                                                                                     |
| 12           | DIMENSIONAL EMERGING MARKETS VALUE FUND                            | 2,874,325             | 1.1462                                                                                                                      | NIL                     | N.A.                                              | NIL                                   | N.A.                                                             | 1.1462                                                                                                                                     |
| 13           | ICICI PRUDENTIAL LIFE INSURANCE COMPANY LIMITED                    | 2,584,165             | 1.0305                                                                                                                      | NIL                     | N.A.                                              | NIL                                   | N.A.                                                             | 1.0305                                                                                                                                     |
| <b>TOTAL</b> |                                                                    | <b>78,157,976</b>     | <b>31.1667</b>                                                                                                              | <b>NIL</b>              | <b>N.A.</b>                                       | <b>NIL</b>                            | <b>N.A.</b>                                                      | <b>31.1667</b>                                                                                                                             |

Page 4 of 6



**DCB Bank Limited**

(Formerly Development Credit Bank Limited)

Corporate & Registered Office: 6<sup>th</sup> Floor, Tower A, Peninsula Business Park, Senapati Bapat Marg, Lower Parel, Mumbai - 400013  
 CIN: L99999MH1995PLC089008 Tel: +91 22 66187000 Fax: +91 22 66589970 Website: www.dccb.com

(I) (c) (ii) Statement showing holding of securities (including Shares, Warrants, Convertible Securities) of persons (together with PAC) belonging to the category "Public" and holding more than 5% of the total number of Shares of the

| Sr. No. | Name(s) of the Shareholder(s) and Persons Acting in Convert (PAC) with them | Number of Shares held | Shares as a percentage of total number of Shares {i.e. Grand Total (A)+(B)+(C) indicated in statement at para (I)(a) above} | Details of Warrants     |                                                   | Details of Convertible Securities     |                                                                   | Total Shares (including underlying Shares assuming full conversion of Warrants and Convertible Securities) as a % of diluted share capital |
|---------|-----------------------------------------------------------------------------|-----------------------|-----------------------------------------------------------------------------------------------------------------------------|-------------------------|---------------------------------------------------|---------------------------------------|-------------------------------------------------------------------|--------------------------------------------------------------------------------------------------------------------------------------------|
|         |                                                                             |                       |                                                                                                                             | Number of Warrants held | As a % total number of Warrants of the same class | Number of Convertible Securities held | % w.r.t. total number of Convertible Securities of the same class |                                                                                                                                            |
| 1       | NIL                                                                         | N.A.                  | N.A.                                                                                                                        | NIL                     | N.A.                                              | NIL                                   | N.A.                                                              | N.A.                                                                                                                                       |
| 2       | NIL                                                                         | N.A.                  | N.A.                                                                                                                        | NIL                     | N.A.                                              | NIL                                   | N.A.                                                              | N.A.                                                                                                                                       |
|         | <b>TOTAL</b>                                                                | N.A.                  | N.A.                                                                                                                        | NIL                     | N.A.                                              | NIL                                   | N.A.                                                              | N.A.                                                                                                                                       |

(I) (d) Statement showing details of Locked-in Shares


| Sr. | Name of the Shareholder | Number of Locked-in Shares | Locked-in Shares as a percentage of total number Shares (i.e., Grand Total (A)+(B)+(C) indicated in Statement at para (I) (a) above) |
|-----|-------------------------|----------------------------|--------------------------------------------------------------------------------------------------------------------------------------|
| 1   | NIL                     | N.A.                       | N.A.                                                                                                                                 |
| 2   | NIL                     | N.A.                       | N.A.                                                                                                                                 |
|     | <b>Total</b>            | N.A.                       | N.A.                                                                                                                                 |

(II) (a) Statement showing details of Depository Receipts (DRs)

| Sr. No.      | Type of outstanding DR (ADRs, GDRs, SDRs, etc.) | Number of outstanding DRs. | Number of Shares underlying outstanding DRs | Shares underlying outstanding DRs as a percentage of total number of Shares (i.e., Grand Total (A)+(B)+(C) indicated in statement at para (I)(a) above) |
|--------------|-------------------------------------------------|----------------------------|---------------------------------------------|---------------------------------------------------------------------------------------------------------------------------------------------------------|
|              | NIL                                             | N.A.                       |                                             | NIL                                                                                                                                                     |
| <b>Total</b> | NIL                                             | N.A.                       |                                             | NIL                                                                                                                                                     |

(II) (b) Statement showing holding of Depository Receipts (DRs), where underlying Shares held by Promoter/Promoter Group are in excess of 1% of the total number of Shares

| Sr. No.      | Name of the DR Holder | Type of outstanding DR (ADRs., GDRs, SDRs, etc.) | Number of Shares underlying outstanding DRs | Shares underlying outstanding DRs as a percentage of total number of Shares (i.e., Grand Total (A)+(B)+(C) indicated in Statement at para (I)(a) above) |
|--------------|-----------------------|--------------------------------------------------|---------------------------------------------|---------------------------------------------------------------------------------------------------------------------------------------------------------|
|              | N.A.                  |                                                  | N.A.                                        | N.A.                                                                                                                                                    |
| <b>Total</b> | N.A.                  |                                                  | N.A.                                        | N.A.                                                                                                                                                    |




# DCB BANK

(III) (a) **Statement showing the voting Pattern of Shareholders, if more than one class of Shares/Securities is issued by the issuer.**  
(Give description of voting rights for each class of Security.)

| Class X:      |                                                                                         |                                                                                         |         |         |                                |                               |                            |
|---------------|-----------------------------------------------------------------------------------------|-----------------------------------------------------------------------------------------|---------|---------|--------------------------------|-------------------------------|----------------------------|
| Class Y:      |                                                                                         | :- Not Applicable as the Bank has issued only one class of Security i.e. Equity Shares. |         |         |                                |                               |                            |
| Class Z:      |                                                                                         |                                                                                         |         |         |                                |                               |                            |
| Category code | Category of shareholder                                                                 | Number of Voting Rights held in each class of securities                                |         |         | Total Voting Rights (III+IV+V) | Total Voting Rights i.e. (VI) |                            |
|               |                                                                                         | Class X                                                                                 | Class Y | Class Z |                                | As a percentage of (A+B)      | As a percentage of (A+B+C) |
| (I)           | (II)                                                                                    | (III)                                                                                   | (IV)    | (V)     | (VI)                           | (VII)                         | (VIII)                     |
| (A)           | <b>Promoter and Promoter Group</b>                                                      | N.A.                                                                                    | N.A.    | N.A.    | N.A.                           | N.A.                          | N.A.                       |
| 1             | <b>Indian</b>                                                                           | N.A.                                                                                    | N.A.    | N.A.    | N.A.                           | N.A.                          | N.A.                       |
| (a)           | Individuals/ Hindu Undivided Family                                                     | N.A.                                                                                    | N.A.    | N.A.    | N.A.                           | N.A.                          | N.A.                       |
| (b)           | Central Government/ State Government(s)                                                 | N.A.                                                                                    | N.A.    | N.A.    | N.A.                           | N.A.                          | N.A.                       |
| (c)           | Bodies Corporate                                                                        | N.A.                                                                                    | N.A.    | N.A.    | N.A.                           | N.A.                          | N.A.                       |
| (d)           | Financial Institutions/ Banks                                                           | N.A.                                                                                    | N.A.    | N.A.    | N.A.                           | N.A.                          | N.A.                       |
| (e)           | Any Other (specify)                                                                     | N.A.                                                                                    | N.A.    | N.A.    | N.A.                           | N.A.                          | N.A.                       |
|               | <b>Sub-Total (A)(1) :</b>                                                               | N.A.                                                                                    | N.A.    | N.A.    | N.A.                           | N.A.                          | N.A.                       |
| 2             | <b>Foreign</b>                                                                          |                                                                                         |         |         |                                |                               |                            |
| (a)           | Individuals (Non-Resident Individuals/ Foreign Individuals)                             | N.A.                                                                                    | N.A.    | N.A.    | N.A.                           | N.A.                          | N.A.                       |
| (b)           | Bodies Corporate                                                                        | N.A.                                                                                    | N.A.    | N.A.    | N.A.                           | N.A.                          | N.A.                       |
| (c)           | Institutions                                                                            | N.A.                                                                                    | N.A.    | N.A.    | N.A.                           | N.A.                          | N.A.                       |
| (d)           | Any Other (specify)                                                                     | N.A.                                                                                    | N.A.    | N.A.    | N.A.                           | N.A.                          | N.A.                       |
|               | <b>Sub Total (A)(2) :</b>                                                               | N.A.                                                                                    | N.A.    | N.A.    | N.A.                           | N.A.                          | N.A.                       |
|               | <b>Total Shareholding of Promoter and Promoter Group (A)=(A)(1)+(A)(2)</b>              | N.A.                                                                                    | N.A.    | N.A.    | N.A.                           | N.A.                          | N.A.                       |
| (B)           | <b>Public shareholding</b>                                                              | N.A.                                                                                    | N.A.    | N.A.    | N.A.                           | N.A.                          | N.A.                       |
| 1             | <b>Institutions</b>                                                                     |                                                                                         |         |         |                                |                               |                            |
| (a)           | Mutual Funds/UTI                                                                        | N.A.                                                                                    | N.A.    | N.A.    | N.A.                           | N.A.                          | N.A.                       |
| (b)           | Financial Institutions/ Banks                                                           | N.A.                                                                                    | N.A.    | N.A.    | N.A.                           | N.A.                          | N.A.                       |
| (c)           | Central Government/ State Government(s)                                                 | N.A.                                                                                    | N.A.    | N.A.    | N.A.                           | N.A.                          | N.A.                       |
| (d)           | Venture Capital Funds                                                                   | N.A.                                                                                    | N.A.    | N.A.    | N.A.                           | N.A.                          | N.A.                       |
| (e)           | Insurance Companies                                                                     | N.A.                                                                                    | N.A.    | N.A.    | N.A.                           | N.A.                          | N.A.                       |
| (f)           | Foreign Institutional Investors                                                         | N.A.                                                                                    | N.A.    | N.A.    | N.A.                           | N.A.                          | N.A.                       |
| (g)           | Foreign Venture Capital Investors                                                       | N.A.                                                                                    | N.A.    | N.A.    | N.A.                           | N.A.                          | N.A.                       |
| (h)           | Any Other (specify)                                                                     | N.A.                                                                                    | N.A.    | N.A.    | N.A.                           | N.A.                          | N.A.                       |
|               | <b>Sub-Total (B)(1) :</b>                                                               | N.A.                                                                                    | N.A.    | N.A.    | N.A.                           | N.A.                          | N.A.                       |
| 2             | <b>Non-institutions</b>                                                                 |                                                                                         |         |         |                                |                               |                            |
| (a)           | Bodies Corporate                                                                        | N.A.                                                                                    | N.A.    | N.A.    | N.A.                           | N.A.                          | N.A.                       |
| (b)           | Individuals -                                                                           | N.A.                                                                                    | N.A.    | N.A.    | N.A.                           | N.A.                          | N.A.                       |
|               | Individual shareholders holding nominal share capital up to Rs. 1 lakh.                 |                                                                                         |         |         |                                |                               |                            |
| ii            | Individual shareholders holding nominal share capital in excess of Rs. 1 lakh.          | N.A.                                                                                    | N.A.    | N.A.    | N.A.                           | N.A.                          | N.A.                       |
| (c)           | Any Other (specify)                                                                     | N.A.                                                                                    | N.A.    | N.A.    | N.A.                           | N.A.                          | N.A.                       |
|               | <b>Sub-Total (B)(2) :</b>                                                               | N.A.                                                                                    | N.A.    | N.A.    | N.A.                           | N.A.                          | N.A.                       |
|               | <b>Total Public Shareholding (B)=(B)(1)+(B)(2):</b>                                     | N.A.                                                                                    | N.A.    | N.A.    | N.A.                           | N.A.                          | N.A.                       |
|               | <b>Total (A)+(B)</b>                                                                    | N.A.                                                                                    | N.A.    | N.A.    | N.A.                           | N.A.                          | N.A.                       |
| (C)           | <b>Shares held by Custodians and against which Depository Receipts have been issued</b> | N.A.                                                                                    | N.A.    | N.A.    | N.A.                           | N.A.                          | N.A.                       |
|               | <b>Grand Total (A)+(B)+(C) :</b>                                                        | N.A.                                                                                    | N.A.    | N.A.    | N.A.                           | N.A.                          | N.A.                       |

Page 6 of 6



**DCB Bank Limited**

(Formerly Development Credit Bank Limited)

Corporate & Registered Office: 6<sup>th</sup> Floor, Tower A, Peninsula Business Park, Senapati Bapat Marg, Lower Parel, Mumbai - 400013

CIN: L99999MH1995PLC089008 Tel: +91 22 66187000 Fax: +91 22 66589970 Website: www.dcbbank.com