

Introductory sub-table (I)(a)

Name of the Company: M/S. KANIKA INFRASTRUCTURE & POWER LTD.

Scrip Code, Name of the scrip, class of security: Scrip Code : 532367 & Name of the scrip : KANIKA INFOT

Quarter ended: 31st March, 2015

Partly paid-up shares:-	No. of partly paid-up shares	AS a % of total no. of partly paid-up shares	AS a % of total no. of shares of the company
Held by promoter/promoter group	0	0	0
Held by public	2276300	100	3.3638
Total - D	2276300	100	3.3638

Outstanding convertible securities:-	No. of outstanding securities	AS a % of total no. of outstanding convertible securities	AS a % of total no. of shares of the company, assuming full conversion of the convertible securities
Held by promoter/promoter group	0	0	0
Held by public	0	0	0
Total - E	0	0	0

Warrants:-	No. of warrants	AS a % of total no. of warrants	AS a % of total no. of shares of the company, assuming full conversion of warrants
Held by promoter/promoter group	0	0	0
Held by public	0	0	0
Total - F	0	0	0

Total paid-up capital of the company, assuming full conversion of warrants and convertible securities (Grand Total (A+B+C)+ D+E+F) 67669500 Shares of Rs. 2/- each 0

KANIKA INFRASTRUCTURE & POWER LTD.


Director

Statement Showing Shareholding Pattern

Table (I)(a)									
Category code	Category of Shareholder	Number of Shares	Total number of shares	Number of shares held in dematerialized form	As a percentage of (A+B) ¹	As a percentage of (A+B+C)	Number of shares	As a percentage (IX) = (VIII)/(IV)*100	Shares Pledged or otherwise encumbered
(I)	(II)	(III)	(IV)	(V)	(VI)	(VII)	(VIII)	(IX)	
(A)	Shareholding of Promoter and Promoter								
1	Indian								
(a)	Individuals/ Hindu Undivided Family	3	2870031	2870031	4.2412	4.2412	0.0000	0.0000	0.0000
(b)	Central Government/ State Government(s)				0.0000	0.0000	0.0000	0.0000	0.0000
(c)	Bodies Corporate				0.0000	0.0000	0.0000	0.0000	0.0000
(d)	Financial Institutions/ Banks				0.0000	0.0000	0.0000	0.0000	0.0000
(e)	Any Others(Specify)				0.0000	0.0000	0.0000	0.0000	0.0000
(e-i)					0.0000	0.0000	0.0000	0.0000	0.0000
(e-ii)					0.0000	0.0000	0.0000	0.0000	0.0000
	Sub Total(A)(I)	3	2870031	2870031	4.2412	4.2412	0.0000	0.0000	0.0000
2	Foreign								
a	Individuals (Non-Residents Individuals/ Foreign Individuals)				0.0000	0.0000	0.0000	0.0000	0.0000
b	Bodies Corporate				0.0000	0.0000	0.0000	0.0000	0.0000
c	Institutions				0.0000	0.0000	0.0000	0.0000	0.0000
d	Any Others(Specify)				0.0000	0.0000	0.0000	0.0000	0.0000
d-i					0.0000	0.0000	0.0000	0.0000	0.0000
d-ii					0.0000	0.0000	0.0000	0.0000	0.0000

KANNIKA INFRASTRUCTURE & POWER LTD.


Director

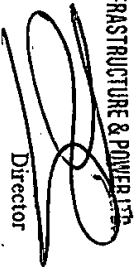
	Sub Total(A)(2)	0	0	0	0	0.0000	0.0000	0.0000	0.0000	0.0000
	Total Shareholding of Promoter and	3	2870031	2870031	4.2412	4.2412	0.0000	0.0000	0.0000	0.0000
(B)	Public shareholding									
1	Institutions									
(a)	Mutual Funds/ UTI				0.0000	0.0000	0.0000	0.0000	0.0000	0.0000
(b)	Financial Institutions / Banks				0.0000	0.0000	0.0000	0.0000	0.0000	0.0000
(c)	Central Government/ State Government(s)				0.0000	0.0000	0.0000	0.0000	0.0000	0.0000
(d)	Venture Capital Funds				0.0000	0.0000	0.0000	0.0000	0.0000	0.0000
(e)	Insurance Companies				0.0000	0.0000	0.0000	0.0000	0.0000	0.0000
(f)	Foreign Institutional Investors				0.0000	0.0000	0.0000	0.0000	0.0000	0.0000
(g)	Foreign Venture Capital Investors				0.0000	0.0000	0.0000	0.0000	0.0000	0.0000
(h)	Qualified Foreign Investor	1	3000	3000	0.0044	0.0044	0.0000	0.0000	0.0000	0.0000
(i)	Any Other (specify)				0.0000	0.0000	0.0000	0.0000	0.0000	0.0000
(i-i)					0.0000	0.0000	0.0000	0.0000	0.0000	0.0000
(i-ii)										
	Sub-Total (B)(1)	1	3000	3000	0.0044	0.0044	0.0000	0.0000	0.0000	0.0000
B 2	Non-institutions									
(a)	Bodies Corporate	231	6696597	6613097	9.8960	9.8960	0.0000	0.0000	0.0000	0.0000
(b)	Individuals				0.0000	0.0000	0.0000	0.0000	0.0000	0.0000
I	Individuals -i. Individual shareholders holding nominal share capital up to Rs 1 lakh	12044	41898635	39047790	61.9166	61.9166	0.0000	0.0000	0.0000	0.0000
II	ii. Individual shareholders holding nominal share capital in excess of Rs. 1 lakh.	120	15993182	15993182	23.6343	23.6343	0.0000	0.0000	0.0000	0.0000
(c)	Buolified Foreign Investor									
(d)	Any Other									
(d-i)	Trusts	1	500	500	0.0007	0.0007	0.0000	0.0000	0.0000	0.0000
(d-ii)	Clearing Member	3	16700	16700	0.0247	0.0247	0.0000	0.0000	0.0000	0.0000

KANIKIA INFRASTRUCTURE & POWER LTD.

Director

(d-ii)	Non Resident Individual	14	190855	190855	0.2820	0.2820	0.0000	0.0000
	Sub-Total (B)(2)	12413	64796469	61862124	95.7543	95.7543	0.0000	0.0000
(B)	Total Public Shareholding (B) = (B)(1)+(B)(2)	12414	64799469	61865124	95.7588	95.7588	0.0000	0.0000
	TOTAL (A)+(B)	12417	67669500	64735155	100.0000	100.0000	0.0000	0.0000
(C)	Shares held by Custodians and against which Depository Receipts have been issued							
1	Promoter and Promoter Group	0.00	0.00	0.00	0.00	0.00	0.0000	0.0000
2	Public	0.00	0.00	0.00	0.00	0.00	0.0000	0.0000
	Sub-Total (C)	0.00	0.00	0.00	0.00	0.00	0.0000	0.0000
	GRAND TOTAL (A)+(B)+(C)	12417	67669500	64735155	100.00	100.00	0.0000	0.0000

KANIKA INFRASTRUCTURE & POWER LTD



Director

Sl.No	Notes
1	
2	
3	
4	
5	
6	
7	
8	
9	

Handwritten initials/signature

KANRA INFRASTRUCTURE & POWER LTD.

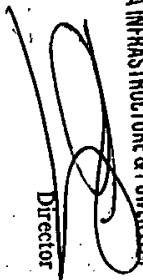
Handwritten signature
Director

(D)(b) Statement showing Shareholding of persons belonging to the category
"Promoter and Promoter Group"

Sr. No.	Name of the shareholder	Total shares held		Shares pledged or otherwise encumbered		
		Number of shares	As a % of grand total (A)+(B)+(C)	Number	As a percentage (VI)=(V)/(III)*100	As a % of grand total (A)+(B)+(C) of sub-clause D(a)
(I)	(II)	(III)	(IV)	(V)	(VI)=(V)/(III)*100	(VII)
1	Sunil Kumar Mall	1892646	2.7969		0.00	0.00
2	Shalini Mall	715314	1.0571		0.00	0.00
3	Santosh Devi Mall	262071	0.3873		0.00	0.00
4						
5						
6						
7						
8						
9						
10						
11						
TOTAL		2870031	4.2412	0	0.00	0.00

KANNIKA INFRASTRUCTURE & POWER LTD.

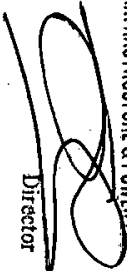
Director



(D)(C)(i) Statement showing Shareholding of persons belonging to the category "Public" and holding more than 1% of the total number of shares

Sr. No.	Name of the shareholder	Number of shares	Shares as a percentage of total number of shares i.e., Grand Total (A)+(B)+(C) indicated in Statement at para (I)(a) above
1	T. Rakesh Kumar	1170218	1.7293
2	Tej Kumar	969264	1.4323
3	Sunil Alloys & Steels Ltd.	869829	1.2854
4			
5			
6			
7			
8			
9			
10			
TOTAL		3009311	4.4470

KANIKA INFRASTRUCTURE & POWER LTD


Director

(D)(C)(iii) Statement showing holding of securities (including shares, warrants, convertible securities) of persons together with PAC belonging to the category "Public" and holdings more than 5% of the total no of shares of the company

Sr. No.	Name(s) of the Shareholder(s) and the Persons Acting in Concert (PAC) with them	No. of Shares	Shares as a % of total as of shares (i.e., Grand Total (A) + (B) + © indicated in Statement at para (D) (a) above	Details of warrants		Details of convertible securities		Total shares (including underlying shares assuming full conversion of warrants and convertible securities) as % of diluted share capital
				No of Warrants	As a % of total no of Warrants of the same class	No. of convertible securities held	% w.r.t. total no. of convertible securities of the same class	
- NIL -								

KANNIKA INFRASTRUCTURE & POWER LTD.

 Director

(D)(d) Statement showing details of locked-in shares

Sr. No.	Name of the shareholder	Number of locked-in shares	Locked-in shares as a percentage of total number of shares i.e., Grand Total (A)+(B)+(C) indicated in Statement at para (D)(a) above}
1			
2			
3			
4		NIL	
5			
6			
7			
8			
9			
TOTAL		0	0.00

KANIKA INFRASTRUCTURE & POWER LTD.



Director

(II)(a) Statement showing details of Depository Receipts (DRs)

Sr. No.	Type of outstanding DR (ADRs, GDRs, SDRs, etc.)	Number of outstanding DRs	Number of shares underlying outstanding DRs	Shares underlying outstanding DRs as a percentage of total number of shares {i.e., Grand Total (A)+(B)+(C) indicated in Statement at para (D)(a) above}
1				
2				
3			NIL	
4				
5				
6				
7				
8				
9				
TOTAL		0	0	0.00

KANUKA INFRASTRUCTURE & POWER LTD.

Director



(II)(b) Statement showing holding of Depository Receipts (DRs), where underlying shares held by "promoter/promoter group" are in excess of 1% of the total number of shares

Sr. No.	Name of the DR Holder	Type of outstanding DR (ADRs, GDRs, SDRs, etc.)	Number of shares underlying outstanding DRs	Shares underlying outstanding DRs as a percentage of total number of shares {i.e., Grand Total (A)+(B)+(C) indicated in Statement at para (D)(a) above}
1				
2				
3				
4				
5		NIL		
6				
7				
8				
9				
TOTAL				

KANUKA INFRASTRUCTURE & POWER LTD.


Director