

(I) (a) Statement showing Shareholding Pattern

Name of the Company: INDUSIND BANK LIMITED		BSE : 532187, NSE : INDUSINDBK, Class of Security : Equity	
Scrip Code, Name of the scrip, class of security:		30-06-2015	
Quarter ended :		30-06-2015	
Partly paid-up shares:-	No. of partly paid-up shares	As a % of total no. of partly paid-up shares	As a % of total no. of shares of the company
Held by Promoter / Promoter Group	0	0.0000	0.0000
Held by public	0	0.0000	0.0000
<b>Total</b>	<b>0</b>	<b>0.0000</b>	<b>0.0000</b>
<b>Outstanding convertible securities:-</b>	<b>No. of outstanding securities</b>	<b>As a % of total No. of outstanding convertible securities</b>	<b>As a % of total no. of shares of the company, assuming full conversion of the convertible securities</b>
Held by Promoter / Promoter Group	0	0.0000	0.0000
Held by public	0	0.0000	0.0000
<b>Total</b>	<b>0</b>	<b>0.0000</b>	<b>0.0000</b>
<b>Warrants:-</b>	<b>No. of warrants</b>	<b>As a % of total no. of warrants</b>	<b>As a % of total no. of shares of the company, assuming full conversion of warrants</b>
Held by Promoter / Promoter Group	0	0.0000	0.0000
Held by public	0	0.0000	0.0000
<b>Total</b>	<b>0</b>	<b>0.0000</b>	<b>0.0000</b>
<b>Total paid-up capital of the company assuming full conversion of warrants and convertible securities</b>			<b>531193737</b>



Category Code	Category of shareholder	Number of shareholders	Total number of shares	Number of shares held in dematerialised form	Total shareholding as a percentage of total number of		Shares pledged or otherwise encumbered	
					As a percentage of (A+B) (VI)	As a percentage of (A+B+C) (VII)	Number of shares (VIII)	As a percentage (IX) = (VIII)/(IV)*100
(I)	(II)	(III)	(IV)	(V)	(VI)	(VII)	(VIII)	(IX)
(A)	<b>Promoter and Promoter Group</b>							
1	<b>Indian</b>							
(a)	Individuals/Hindu Undivided Family	0	0	0	0.00	0.00	0.00	0.00
(b)	Central Government/State Government(s)	0	0	0	0.00	0.00	0.00	0.00
(c)	Bodies Corporate	0	0	0	0.00	0.00	0.00	0.00
(d)	Financial Institutions / Banks	0	0	0	0.00	0.00	0.00	0.00
(e)	Any Other (specify)	0	0	0	0.00	0.00	0.00	0.00
	<b>Sub Total (A)(1)</b>	<b>0</b>	<b>0</b>	<b>0</b>	<b>0.00</b>	<b>0.00</b>	<b>0.00</b>	<b>0.00</b>
2	<b>Foreign</b>							
(a)	Individuals (Non-Resident Individuals/Foreign Individuals)	0	0	0	0.00	0.00	0.00	0.00
(b)	Bodies Corporate	2	79899984	79899984	17.13	15.04	0.00	0.00
(c)	Institutions	0	0	0	0.00	0.00	0.00	0.00
(d)	Qualified Foreign Investors	0	0	0	0.00	0.00	0.00	0.00
(e)	Any Other (specify)	0	0	0	0.00	0.00	0.00	0.00
	<b>Sub Total (A)(2)</b>	<b>2</b>	<b>79899984</b>	<b>79899984</b>	<b>17.13</b>	<b>15.04</b>	<b>0.00</b>	<b>0.00</b>
	<b>Total Shareholding of Promoter and Promoter Group (A)=(1)+(A)(2)</b>	<b>2</b>	<b>79899984</b>	<b>79899984</b>	<b>17.13</b>	<b>15.04</b>	<b>0.00</b>	<b>0.00</b>
(B)	<b>Public shareholding</b>							
1	<b>Institutions</b>							
(a)	Mutual Funds/UTI	276	40275266	40272116	8.63	7.58	0.00	0.00
(b)	Financial Institutions / Banks	24	1795767	1795205	0.38	0.34	0.00	0.00
(c)	Central Government/State Government(s)	1	50	50	0.00	0.00	0.00	0.00
(d)	Venture Capital Funds	0	0	0	0.00	0.00	0.00	0.00
(e)	Insurance Companies	4	7902447	7902447	1.69	1.49	0.00	0.00
(f)	Foreign Institutional Investors	253	204931278	204931278	43.93	38.58	0.00	0.00
(g)	Foreign Venture Capital Investors	0	0	0	0.00	0.00	0.00	0.00
(h)	Qualified Foreign Investors	0	0	0	0.00	0.00	0.00	0.00
(i)	Any Other (specify)	0	0	0	0.00	0.00	0.00	0.00
	<b>Sub Total (B) (1)</b>	<b>558</b>	<b>254904808</b>	<b>254901096</b>	<b>54.64</b>	<b>47.99</b>	<b>0.00</b>	<b>0.00</b>




Category code	Category of shareholder	Number of shareholders	Total number of shares	Number of shares held in dematerialised form	Total shareholding as a percentage of total number of		Shares pledged or otherwise encumbered	
					As a percentage of (A+B) (VI)	As a percentage of (A+B+C) (VII)	Number of shares (VIII)	As a percentage (IX) = (VIII)/(IV)*100
2	<b>Non-institutions</b>							
(a)	Bodies Corporate / Private Insurance Companies	1377	63230220	63026513	13.55	11.90	0.00	0.00
(b) (i)	Individuals - shareholders holding nominal share capital up to Rs 1 Lakh	105416	29005853	21860353	6.22	5.46	0.00	0.00
(ii)	Individual shareholders holding nominal share capital in excess of Rs. 1 Lakh	260	10166543	9928384	2.18	1.91	0.00	0.00
(c)	Qualified Foreign Investors	38	20950566	20950566	4.49	3.94	0.00	0.00
(d)	<b>Any Other</b>							
i	Clearing Member	350	796523	796523	0.17	0.15	0.00	0.00
ii	Non Resident Indians (Repat)	1059	2243331	1264131	0.48	0.42	0.00	0.00
iii	Non Resident Indians (Non Repat)	419	2388921	2364521	0.51	0.45	0.00	0.00
iv	Overseas Bodies Corporates	15	1477000	376000	0.32	0.28	0.00	0.00
v	Directors / Relatives	3	280580	280580	0.06	0.05	0.00	0.00
vi	Foreign Nationals	0	0	0	0.00	0.00	0.00	0.00
vii	Trusts	33	1167044	1167044	0.25	0.22	0.00	0.00
	<b>Sub Total (B)(2)</b>	<b>108970</b>	<b>131706581</b>	<b>122014615</b>	<b>28.23</b>	<b>24.79</b>	<b>0.00</b>	<b>0.00</b>
	<b>Total Public Shareholding Public Group</b>							
	<b>(B)=(B)(1)+(B)(2)</b>	<b>109528</b>	<b>386611389</b>	<b>376915711</b>	<b>82.87</b>	<b>72.78</b>	<b>0.00</b>	<b>0.00</b>
(C)	<b>Shares held by custodians and against which Depository Receipts have been issued</b>							
i	Promoter and Promoter group	0	0	0	0.00	0.00	0.00	0.00
ii	Public	1	64682364	64682364	0.00	12.18	0.00	0.00
	<b>Sub Total (C)</b>	<b>1</b>	<b>64682364</b>	<b>64682364</b>	<b>0.00</b>	<b>12.18</b>	<b>0.00</b>	<b>0.00</b>
	<b>GRAND TOTAL (A)+(B)+(C)</b>	<b>109531</b>	<b>53193737</b>	<b>521498059</b>	<b>100.00</b>	<b>100.00</b>	<b>0.00</b>	<b>0.00</b>



(D)(b) Statement showing holding of securities (including shares, warrants, convertible securities) of persons belonging to the category "Promoter and Promoter Group"

Sr. No.	Name of the shareholder	Details of Shares held		Encumbered shares		Details of warrants		Details of convertible securities		Total shares (including underlying shares assuming full conversion of warrants and convertible securities) as a % of diluted share capital	
		Number of shares held	As a % of grand total (A)+(B)+(C)	No.	As a percentage	As a % of grand total (A)+(B)+(C) of sub-clause (I)(a)	Number of warrants held	As a % total number of warrants of the same class	Number of convertible securities held		As a % total number of convertible securities of the same class
(I)	(II)	(III)	(IV)	(V)	(VI)=(V)/(III)*100	(VII)	(VIII)	(IX)	(X)	(XI)	(XII)
1	INDUSIND INTERNATIONAL HOLDINGS LTD (AABC15624C)	60399984	11.37	0.00	0.00	0.00	0	0	0	0	0
2	INDUSIND LIMITED (AABC15688N)	19500000	3.67	0.00	0.00	0.00	0	0	0	0	0
	<b>TOTAL</b>	<b>79899984</b>	<b>15.04</b>	<b>0.00</b>	<b>0.00</b>	<b>0.00</b>	<b>0</b>	<b>0</b>	<b>0</b>	<b>0</b>	<b>0</b>




Sr. No.	Name of the shareholder	Number of shares held	Shares as a percentage of total number of shares (i.e., Grand Total (A)+(B)+(C) indicated in	Details of warrants		Details of convertible securities		Total shares (including underlying shares assuming full conversion of warrants and convertible securities) as a % of diluted share capital
				Number of warrants held	As a % total number of warrants of the same class	Number of convertible securities held	% w.r.t total number of convertible securities of the same class	
1	BRIDGE INDIA FUND	22263458	4.19	0	0	0	0	0
2	AFRIN DIA	14758857	2.78	0	0	0	0	0
3	GA GLOBAL INVESTMENTS LIMITED	12776591	2.41	0	0	0	0	0
4	GOLDMAN SACHS INVESTMENTS (MAURITIUS) I LTD	9387059	1.80	0	0	0	0	0
5	FRANKLIN TEMPLETON INVESTMENT FUNDS	9071813	1.71	0	0	0	0	0
6	LIFE INSURANCE CORPORATION OF INDIA - AAACL0582H	8308169	1.56	0	0	0	0	0
7	HINDUJA GROUP LIMITED - AAFA6679H	8249117	1.55	0	0	0	0	0
8	FRANKLIN TEMPLETON MUTUAL FUND A/C FRANKLIN INDIA BLUECHIP FUND - AAAT1493IH	8101008	1.53	0	0	0	0	0
9	ICICI PRUDENTIAL LIFE INSURANCE COMPANY LTD	8023967	1.51	0	0	0	0	0
10	IDL SPECIALITY CHEMICALS LIMITED	7681000	1.45	0	0	0	0	0
11	NORWEST VENTURE PARTNERS X.FII - MAURITIUS	6718087	1.26	0	0	0	0	0
12	BIRLA SUN LIFE TRUSTEE COMPANY PRIVATE LIMITED A/C BIRLA SUN LIFE FRONTLINE EQUITY FUND - AAAATB0102C	6106796	1.15	0	0	0	0	0
13	GOVERNMENT OF SINGAPORE	6088903	1.15	0	0	0	0	0
14	DVI FUND MAURITIUS LTD	5876577	1.11	0	0	0	0	0
15	ICICI PRUDENTIAL FOCUSED BLUECHIP EQUITY FUND - AAAA0938E	5587389	1.05	0	0	0	0	0
16	TIAA-CREF INSTITUTIONAL MUTUAL FUNDS-INTERNATIONAL EQUITY FUND	5511880	1.04	0	0	0	0	0
	<b>TOTAL</b>	<b>144709951</b>	<b>27.24</b>	<b>0</b>	<b>0</b>	<b>0</b>	<b>0</b>	<b>0</b>



(1)(c)(ii) Statement showing holding of securities (including shares, warrants, convertible securities) of persons (together with PAC) belonging to the category "Public" and holding more than 5% of the Name(s) of the shareholder(s) and the Persons Acting in Concert (PAC) with them


Sr. No.	Name(s) of the shareholder(s) and the Persons Acting in Concert (PAC) with them	Number of shares	Shares as a percentage of total number of shares (i.e., Grand Total (A)+(B)+(C) indicated in	Details of warrants			Details of convertible securities		Total shares (including underlying shares assuming full conversion of warrants and convertible securities) as a % of diluted share capital
				Number of warrants	As a % total number of warrants of the same class	Number of convertible securities held	% w.r.t total number of convertible securities of the same class		
0		0	0.0000	0.00	0.00	0.00	0.00	0	
<b>TOTAL</b>		0	0.0000	0.00	0.00	0.00	0.00	0	





**Statement showing details of Depository Receipts (DRs)**

<b>(II)(a)</b>				
<b>Sr. No.</b>	<b>Type of outstanding DR (ADRs, GDRs, SDRs, etc.)</b>	<b>Number of outstanding DRs</b>	<b>Number of shares underlying outstanding DRs</b>	<b>Shares underlying outstanding DRs as a percentage of total number of shares {i.e., Grand Total (A)+(B)+(C) indicated in Statement at para (D)(a) above}</b>
1	GDRS	64682364	64682364	12.18
<b>TOTAL</b>		<b>64682364</b>	<b>64682364</b>	<b>12.18</b>





Statement showing holding of Depository Receipts (DRs), where underlying shares held by "Promoter/Promoter Group" are in excess of 1% of the total number of shares

(II) (b)

Sr. No.	Name of the DR Holder	Type of outstanding DR (ADRs, GDRs, SDRs, etc.)	Number of shares underlying outstanding DRs	Shares underlying outstanding DRs as a percentage of total number of shares [i.e., Grand Total (A)+(B)+(C) indicated in Statement at para (I)(a) above]
		0	0	0
<b>TOTAL</b>				
		0	0	0

