

(1)(a) STATEMENT SHOWING SHAREHOLDING PATTERN IN CLAUSE-35			
NAME OF THE COMPANY: BHORUKA ALUMINIUM LIMITED			
SCRIP CODE:	506027	Name of the Scrip:	
Class of Security:			
QUARTER ENDED:	30/06/2015		
Partly paid-up shares	No. of partly paid-up shares	As a % of total no. of partly paid-up shares	As a % of total no. of shares of the Company.
Held by promoter/promoter group	0	0	0
Held by Public	0	0	0
<b>Total:</b>	<b>0</b>	<b>0</b>	<b>0</b>
Outstanding convertible securities:	No. of outstanding securities	As a % of total no. of outstanding convertible securities.	As a % of total no. of shares of the Company assuming full conversion of the convertible securities
Held by promoter/promoter group	0	0	0
Held by Public	0	0	0
<b>Total:</b>	<b>0</b>	<b>0</b>	<b>0</b>
Warrants:	No. of warrants	As a % of total no. of warrants	As a % of total no. of shares of the Company, assuming full conversion of warrants
Held by promoter/promoter group	0	0	0
Held by Public	0	0	0
<b>Total:</b>	<b>0</b>	<b>0</b>	<b>0</b>
<b>Total paid-up capital of the Company, assuming full conversion of warrants and convertible securities</b>	<b>54942142</b>	<b>0</b>	<b>100.00</b>

For Boruka Aluminium Limited


R.K. Aggarwal  
Managing Director



CATEGORY CODE	CATEGORY OF SHAREHOLDER	NO OF SHAREHOLDERS	TOTAL NUMBER OF SHARES	NO OF SHARES HELD IN DEMATERIALIZED FORM	TOTAL SHAREHOLDING AS A % OF TOTAL NO OF SHARES		SHARES PLEDGE OR OTHERWISE ENCUMBERED	
					AS a PERCENTAGE of (A+B) (VI)	As a PERCENTAGE of (A+B+C) (VII)	NUMBER OF SHARES (VIII)	AS a PERCENTAGE (IX)=(VIII)/(IV)*100
(I)	(II)	(III)	(IV)	(V)	(VI)	(VII)	(VIII)	(IX)
(A)	<b>PROMOTER AND PROMOTER GROUP</b>							
(1)	INDIAN							
(a)	Individual /HUF	2	13025162	13025162	23.71	23.71	0	0.00
(b)	Central Government/State Government(s)	0	0	0	0.00	0.00	0	0.00
(c)	Bodies Corporate	2	5526376	5526376	10.06	10.06	0	0.00
(d)	Financial Institutions / Banks	0	0	0	0.00	0.00	0	0.00
(e)	Others	0	0	0	0.00	0.00	0	0.00
	<b>Sub-Total A(1) :</b>	<b>4</b>	<b>18551538</b>	<b>18551538</b>	<b>33.77</b>	<b>33.77</b>	<b>0</b>	<b>0.00</b>
(2)	FOREIGN							
(a)	Individuals (NRIs/Foreign Individuals)	0	0	0	0.00	0.00	0	0.00
(b)	Bodies Corporate	0	0	0	0.00	0.00	0	0.00
(c)	Institutions	0	0	0	0.00	0.00	0	0.00
(d)	Qualified Foreign Investor	0	0	0	0.00	0.00	0	0.00
(e)	Others	0	0	0	0.00	0.00	0	0.00
	<b>Sub-Total A(2) :</b>	<b>0</b>	<b>0</b>	<b>0</b>	<b>0.00</b>	<b>0.00</b>	<b>0</b>	<b>0.00</b>
	<b>Total A=A(1)+A(2)</b>	<b>4</b>	<b>18551538</b>	<b>18551538</b>	<b>33.77</b>	<b>33.77</b>	<b>0</b>	<b>0.00</b>
(B)	<b>PUBLIC SHAREHOLDING</b>							
(1)	INSTITUTIONS							
(a)	Mutual Funds /UTI	0	0	0	0.00	0.00	0	0.00
(b)	Financial Institutions /Banks	0	0	0	0.00	0.00	0	0.00
(c)	Central Government / State Government(s)	0	0	0	0.00	0.00	0	0.00
(d)	Venture Capital Funds	0	0	0	0.00	0.00	0	0.00
(e)	Insurance Companies	0	0	0	0.00	0.00	0	0.00
(f)	Foreign Institutional Investors	0	0	0	0.00	0.00	0	0.00
(g)	Foreign Venture Capital Investors	0	0	0	0.00	0.00	0	0.00
(h)	Qualified Foreign Investor	0	0	0	0.00	0.00	0	0.00
(i)	Others	0	0	0	0.00	0.00	0	0.00
	<b>Sub-Total B(1) :</b>	<b>0</b>	<b>0</b>	<b>0</b>	<b>0.00</b>	<b>0.00</b>	<b>0</b>	<b>0.00</b>
(2)	NON-INSTITUTIONS							
(a)	Bodies Corporate	171	8891257	8886807	16.18	16.18		
(b)	Individuals							
	(i) Individuals holding nominal share capital upto Rs.1 lakh	7282	7525647	6899231	13.70	13.70		
	(ii) Individuals holding nominal share capital in excess of Rs.1 lakh	447	19486547	19386545	35.47	35.47		
(c)	Others	3	16759	16759	0.03	0.03		
	<b>Sub-Total B(2) :</b>	<b>7931</b>	<b>36390604</b>	<b>35659736</b>	<b>66.23</b>	<b>66.23</b>		
	<b>Total B=B(1)+B(2) :</b>	<b>7931</b>	<b>36390604</b>	<b>35659736</b>	<b>66.23</b>	<b>66.23</b>		
	<b>Total (A+B) :</b>	<b>7935</b>	<b>54942142</b>	<b>54211274</b>	<b>100.00</b>	<b>100.00</b>		
(C)	Shares held by custodians, against which Depository Receipts have been issued							
(1)	Promoter and Promoter Group							
(2)	Public	0	0	0	0.00	0.00		
	<b>GRAND TOTAL (A+B+C) :</b>	<b>7935</b>	<b>54942142</b>	<b>54211274</b>	<b>100.00</b>	<b>0.00</b>	<b>0</b>	<b>0.00</b>

For Boruka Aluminium Limited

R.K. Aggarwal  
Managing Director



(b) Statement showing holding of securities (including shares, warrants, convertible securities) of persons belonging to the category "Promoter and Promoter Group"												
Sr.No	Name of the Shareholder	Details of Shares held		Encumbered shares (*)			Details of Warrants		Details of convertible securities		Total Shares (including underlying shares assuming full conversion of warrants and convertible securities) as a % of diluted share capital	
		No. of Shares held (III)	As a % of grand total (A)+(B)+(C) (IV)	Pledge Shares (V)	AS a percentage (VI)=(V)/(III)*100	AS a % of grand total (A) + (B) + (C) of sub-clause (I)(a) (VII)	Number of warrants held (VIII)	As a % total number of warrants of the same class (IX)	Number of convertible securities held (X)	As a % total number of convertible securities of the same class (XI)		(XII)
1	RAJKUMAR AGGARWAL	10599802	19.29	0	0.00	0.00	0	0.00	0	0.00	19.29	
2	ROCKSTRONG INVESTMENTS PVT LTD	2806666	5.11	0	0.00	0.00	0	0.00	0	0.00	5.11	
3	SUNBRIGHT INVESTMENTS PVT LTD	2719710	4.95	0	0.00	0.00	0	0.00	0	0.00	4.95	
4	RAJKUMAR AGGARWAL	2425360	4.41	0	0.00	0.00	0	0.00	0	0.00	4.41	
<b>TOTAL :</b>		<b>18551638</b>	<b>33.77</b>	<b>0</b>	<b>0.00</b>	<b>0.00</b>	<b>0</b>	<b>0.00</b>	<b>0</b>	<b>0.00</b>	<b>33.77</b>	


For Boruka Aluminium Limited

R.K. Aggarwal  
Managing Director



(0)(c)(i) Statement showing holding of securities (including shares, warrants, convertible securities) of persons belonging to the category "Public" and holding more than 1% of the total number of shares								
Sr.No.	Name of the shareholder	Number of shares held	Shares as a percentage of total number of shares (i.e., Grant total (A)+(B)+(C) indicated in Statement at para (1)(a) above)	Details of warrants		Details of convertible securities		Total shares (including underlying shares assuming full conversion of warrants and convertible securities) as a % of diluted share capital)
				Number of warrants held	As a % total number of warrants of the same class	Number of convertible securities held	% w.r.t total number of convertible securities of the same class	
1	KAKTI TRADING AND COMMERCIALS PVT LTD	2200000	4.00	0	0.00	0	0.00	4.00
2	TRANSAL ENTERPRISES PRIVATE LIMITED	1701526	3.10	0	0.00	0	0.00	3.10
3	SUKHY COMMERCIAL AND TRADING PRIVATE LTD	1076308	1.96	0	0.00	0	0.00	1.96
TOTAL :		4977834	9.06	0	0.00	0	0.00	9.06

For Boruka Aluminium Limited

  
R.K. Aggarwal  
Managing Director



(l)(c)(ii) Statement showing holding of securities (including shares, warrants, convertible securities) of persons (together with PAC) belonging to the category "Public" and holding more than 5% of the total number of shares of								
Sr.No.	Name(s) of the shareholder(s) and the Persons Acting in Concert (PAC)	Number of shares held	Shares as a percentage of total number of shares (i.e., Grant total (A)+(B)+(C) indicated in Statement at para (l)(a) above)	Details of warrants		Details of convertible securities		Total shares (including underlying shares assuming full conversion of warrants and convertible securities) as a % of diluted share capital)
				Number of warrants held	As a % total number of warrants of the same class	Number of convertible securities held	% w.r.t total number of convertible securities of the same class	
TOTAL :		0	0	0	0	0	0	0


For Boruka Aluminium Limited

R.K. Aggarwal  
Managing Director



(l)(d) STATEMENT SHOWING DETAILS OF LOCKED-IN SHARES"				
Sr.No.	Name of the shareholder	Number of locked-in shares	Locked-in shares as a (%) percentage of total number of shares {i.e, Grand Total (A)+(B)+(C) Indicated in Statement at para (l)(a) above}	Promoter/Promoter Group/Public
<b>TOTAL :</b>		<b>0</b>	<b>0</b>	


For Boruka Aluminium Limited

  
R.K. Aggarwal  
Managing Director



(II)(a) STATEMENT SHOWING DETAILS OF DEPOSITORY RECEIPTS (DRS)				
Sr.No.	Type of outstanding DR (ADRs,GDRs,SDRs,etc)	Number of outstanding DRs	Number of shares underlying outstanding DRs	Shares underlying outstanding DRs as a percentage of total number of shares {i.e., Grand Total (A)+(B)+(C) indicated in Statement at Para(I)(a) above}
	TOTAL :	0	0	0


For Boruka Aluminium Limited

  
R.K. Aggarwal  
Managing Director



(II)(b) Statement showing Holding of Depository Receipts (DRs), where underlying shares held by "Promoter/Promoter group" are in excess of 1% of the total number shares.				
Sr.No.	Name of the DR Holder	Type of outstanding DR (ADRs,GDRs,SDRs,etc.)	Number of shares underlying outstanding DRs	Shares underlying outstanding DRs as a percentage of total number of shares {i.e., Grand Total (A)+(B)+(C) indicated in Statement at para(I)(a) above}
TOTAL :			0	0

For Boruka Aluminium Limited

  
R.K. Aggarwal  
Managing Director

