

Share Deptt. & Investors' Grievance Cell  
Head Office

Ref. No. HO/SD/88

Dated: 13.05.2016

The Vice President  
National Stock Exchange of India Ltd.  
Exchange Plaza,  
Bandra- Kurla Complex  
Bandra East,  
Mumbai-400 051

The Secretary  
BSE Ltd.  
P.J.Towers  
Dalal Street  
Mumbai-400001

Dear Sir,

**Audited Financial Results of the Bank  
for the fourth quarter and financial year ended on 31.03.2016**

In terms of SEBI (Listing Obligations and Disclosure Requirements) Regulations, 2015, we are enclosing the Audited Financial Results of the Bank including Segment Results for the fourth quarter and financial year ended on March 31<sup>st</sup>, 2016, Notes on accounts thereon, Form-A and Auditors' Report on the financial statements. The said financial results have been reviewed by the Audit Committee of the Board and approved by the Board of Directors in its meeting held on date i.e. 13.05.2016 at New Delhi.

The Board meeting commenced at 14:15 hrs and concluded at 15:50hrs

This is for your information and records please.

Yours faithfully,



General Manager (F &A),  
CFO and Compliance Office

**Encl:** As stated




# ALLAHABAD BANK

## AUDITED FINANCIAL RESULTS

for Quarter and Year ended 31st March, 2016

(₹ In lakh)

PARTICULARS	Quarter Ended			Year Ended		Year Ended (Consolidated)	
	31.03.2016 (Audited)	31.12.2015 (Reviewed)	31.03.2015 (Audited)	31.03.2016 (Audited)	31.03.2015 (Audited)	31.03.2016 (Audited)	31.03.2015 (Audited)
1. Interest Earned (a) + (b) + (c) + (d)	449665	461853	482485	1888494	1971612	1891480	1974906
(a) Interest/discount on Advances/ Bills	336007	352884	369118	1448639	1496579	1448639	1496579
(b) Income on Investments	101585	98093	100575	398961	439203	401936	439886
(c) Interest on balances with Reserve Bank of India and other inter bank funds	9372	7768	5487	28494	20225	28498	20250
(d) Others	2701	3108	7305	12400	15605	12407	18191
2. Other Income	55473	41166	56586	191013	199601	209201	214247
3. TOTAL INCOME (1 + 2)	505138	503019	539071	2079507	2171213	2100681	2189153
4. Interest Expended	322295	320231	336800	1298645	1353824	1298508	1353734
5. Operating Expenses (i) + (ii)	95518	96750	101392	367472	371418	385976	385702
(i) Employee Cost	51455	57211	60412	213088	230720	214842	232445
(ii) Other operating expenses (All items exceeding 10% of the total expenditure excluding interest expenditure have been shown separately)	44063	39539	40980	154384	140698	171134	153257
6. Total Expenditure (4 + 5) excluding Provisions and Contingencies	417813	416981	438192	1666117	1725242	1684484	1739436
7. Operating Profit before Provisions and contingencies (3-6)	87325	86038	100879	413390	445971	416197	449717
8. Provisions ( other than tax) and Contingencies	248715	120815	63111	525319	285666	525519	285718
9. Exceptional Items	0	0	0	0	0	0	0
10. Profit (+)/ Loss (-) from Ordinary Activities before tax (7 - 8 - 9)	(161390)	(34777)	37768	(111929)	160305	(109322)	163999
11. Tax Expense	(103277)	13837	17505	(37598)	98215	(37338)	99097
12. Net Profit(+) / Loss (-) from Ordinary Activities after tax (10 - 11)	(58113)	(48614)	20263	(74331)	62090	(71984)	64902
13. Extraordinary Items (net of tax expense)	0.00	0.00	0.00	0.00	0.00	0.00	0.00
14. Net Profit (+) / Loss (-) for the period (12-13)	(58113)	(48614)	20263	(74331)	62090	(71984)	64902
15. Paid-up equity share capital (Face Value @ ₹ 10.00 per share)	61380	60056	57138	61380	57138	61380	57138
16. Reserves excluding revaluation reserves	1080220	1122234	1122234	1080220	1122234	1108958	1148757
17. Analytical Ratios							
(i) Percentage of shares held by Government of India	61.38	62.73	60.83	61.38	60.83	61.38	60.83
(ii) (a) Capital Adequacy Ratio (%) Basel- II	10.73	10.44	10.52	10.73	10.52	10.96	10.68
(ii) (b) Capital Adequacy Ratio (%) Basel- III	11.02	10.38	10.45	11.02	10.45	11.24	10.60
(iii) Earning per share (EPS) (₹)							
a. Basic and diluted EPS before Extraordinary Items (Net of tax expense) for the period, for the year to date and for the previous year (Not Annualised)	(9.67)	(8.09)	3.71	(12.68)	11.39	(12.28)	11.91



b. Basic and diluted EPS after Extraordinary Items for the period, for the year to date and for the previous year (Not Annualised)	(9.67)	(8.09)	3.71	(12.68)	11.39	(12.28)	11.91
NPA Ratios							
a) (i) Gross NPA	1538457	980210	835797	1538457	835797	1538457	835797
(ii) Net NPA	1029251	630754	597888	1029251	597888	1029251	597888
(b) (i) % of Gross NPA	9.76	6.40	5.46	9.76	5.46	9.76	5.46
(ii) % Net NPA	6.76	4.23	3.99	6.76	3.99	6.76	3.99
(c) Return on Assets (Annualised) %	(1.01)	(0.88)	0.37	(0.33)	0.29	0.30	0.29
Items of Other Operating Expenses exceeded by 10% of total expenditure excluding Interest Expenditure							
Rent, Taxes & Lighting	12332	11531	11050	44594	38056	45131	38515*

\* Not exceeding 10% of total expenditure excluding Interest Expenditure

### Notes on Accounts as per Annexure

(Rakesh Sethi)  
Chairman & Managing Director

(Sanjeev Kumar Sharma)  
Director

(J. K. Singh Kharb)  
Executive Director

(N. K. Sahoo)  
Executive Director

(A. K. Goel)  
General Manager(F&A) & CFO

(P. L. Pradhan)  
Dy. General Manager(F&A)

(Bhaves Mishra)  
Asst General Manager(F&A)

### Statutory Central Auditors (In terms of our report of even date)

For M/s N. C. Banerjee & Co  
Chartered Accountants

FRN : 302081E

(CA M. C. Kodari)  
Partner

Membership No. - 056514

For M/s Raju & Prasad  
Chartered Accountants

FRN : 0034755

(CA Siva Ram Prasad)  
Partner

Membership No. - 018943

For M/s Kansal Singla & Associates  
Chartered Accountants

FRN : 003897N

(CA Sahil Singla)  
Partner

Membership No. - 519432

For M/s De & Bose  
Chartered Accountants

FRN : 302175E

(CA Subrata De)  
Partner

Membership No. - 054962

For M/s GNS & Associates  
Chartered Accountants

FRN : 318171E


(CA Narad P. Saha)  
Partner

Membership No. - 055224

Place : New Delhi  
Date : 13/05/2016


**NOTES FORMING PART OF AUDITED FINANCIAL RESULTS FOR THE  
QUARTER / YEAR ENDED 31<sup>ST</sup> MARCH, 2016**

- 1) There has been no significant change in the accounting policies adopted during the quarter / year ended as at 31.03.2016 as compared to those followed in the preceding financial year 2014-15.
- 2) The above financial results have been reviewed by the Audit Committee of the Board and approved by the Board of Directors of Bank in its meeting held on May 13, 2016.
- 3) The financial results for the quarter and year ended on 31<sup>st</sup> March, 2016 have been arrived at after considering provisions for Non-performing assets, Standard Assets, Restructured Advances, Investment Depreciation, Sundry Liabilities (Interest Capitalisation) account for Funded Interest Term Loan (FITL), amortization of premium related to investment under "Held To Maturity" category and provision for exposure to entities with Unhedged Foreign Currency Exposure on the basis of prudential norms and specific guidelines issued by Reserve Bank of India.
- 4) The reconciliation of various inter-branches, inter-bank accounts, National and Local Clearing account (including NACH), NOSTRO account, Branch System Suspense account and ATM transactions is an ongoing process and is under progress. The impact of the above, if any, on the financial results for the year ended 31<sup>st</sup> March, 2016, in the opinion of the management will not be significant.
- 5) The Bank has issued and allotted 2,91,81,274 (Two Crore Ninety One Lac Eighty One Thousand Two Hundred Seventy Four) equity shares of face value of ₹ 10.00 (Rupees Ten only) at an issue price of ₹ 96.98 (Rupees Ninety Six and Paise Ninety Eight only) including a premium of ₹ 86.98 (Rupees eighty six and paise ninety eight only) per equity share to Government of India (President of India) on preferential basis on 30.09.2015 for a total consideration of ₹ 282,99,99,952.52 (Rupees two hundred eighty two Crore Ninety Nine Lac Ninety Nine Thousand Nine Hundred fifty two and Paise fifty two only). The Bank has also issued and allotted 1,32,44,282 (One crore thirty two lac forty four thousand two hundred eighty two) equity shares of face value of ₹ 10.00 (Rupees Ten only) at an issue price of ₹ 43.42 (Rupees forty three and paise forty two only) including a premium of ₹ 33.42 (Rupees thirty three and paise forty two only) per equity share to Life Insurance Corporation of India on 31<sup>st</sup> March 2016 for a total consideration of ₹ 57,50,66,724.44 (Rupees Fifty Seven Crore Fifty Lac Sixty Six Thousand Seven Hundred Twenty Four and Paise Four)



Four only). As a result, during the year, paid up equity capital of the Bank increased by ₹ 42.42 crore to ₹ 613.80 crore and share premium increased by ₹ 298.08 crore to ₹ 2742.81 crore and the share holding of Govt. of India increased to 61.38% as on 31.03.2016 from 60.83% as on 31.03.2015. Accordingly, the EPS has been calculated on weighted average number of equity shares as specified in AS-20 issued by the Institute of Chartered Accountants of India.



- 6) Bank has received an amount of ₹ 690.00 crore (Rupees six hundred ninety crore) from Govt. of India on 30.03.2016 towards capital infusion. The bank is maintaining the same as "Share Application Money pending allotment" as on 31.03.2016. The Reserve Bank of India vide their letter DBR. No. BP. 12713/ 21.01.002/ 2015-16 dated 06.04.2016 has permitted the Bank to consider the aforesaid amount received from Government of India as part of Common Equity Tier 1 (CET 1) as on March 31, 2016. Accordingly, Bank has included the entire amount of capital infusion i.e. ₹ 690.00 crore (Rupees Six hundred ninety crore) received from Government of India on 30.03.2016, in its CET 1 as on 31.03.2016.
- 7) During the financial year 2015-16, the Bank has raised Tier 2 Capital aggregating to ₹ 1000 Crore (Rupees one thousand crore) through private placement of BASEL – III Compliant Tier 2 bonds in the nature of debentures and has redeemed its Tier 2 bonds aggregating to ₹ 500.00 crore (Rupees five hundred crore) on maturity.
- 8) In accordance with RBI guidelines, the Bank has one time shifted the securities having book value of ₹ 7556.76 crore from HTM to AFS category during the first quarter of FY 2015-16 with the approval of Board of Directors. As the Market Value of such securities was more than Book Value, no depreciation was provided.
- 9) a. During the FY 2015-16, Bank has assigned financial assets having a net book value of Rs 1520.69 crore to Assets reconstruction companies for a consideration of Rs 976.14 crore.
- b. In terms of RBI circular DBR. No. BP.BC. 94/21.04.048/ 2014-15 dated May 21, 2015 in respect of assets sold to SC/ RCs during the nine months ended December 31, 2015, the shortfall arrived at by deducting the sale consideration and the provision held as on the date of the sale from the outstanding amount, was being amortized over two years. Accordingly, the Bank had charged to the Profit & Loss Account an amount of ₹ 225.02 crore during the nine months ended December 31, 2015. The management has decided to charge the un-amortized amount of ₹ 564.66 crore as on 31.12.2015 during the current quarter ended March 2016 along-with







an amount of ₹ 9.42 crore arrived due to shortfall in respect of assets sold to SC/RCs during the quarter ended March 2016. Accordingly total amount of ₹ 799.10 crore has been charged to Profit and Loss account during the financial year 2015-16 (₹ 574.08 crore during the quarter ended March 2016) and as such un-amortized amount carried over to Balance Sheet as on 31.03.2016 is NIL.

- c. Further, during the financial year 2015-16, the financial assets sold for value higher than Net Book value on the date of sale, the excess provision has not been taken to Profit and Loss account except where consideration received in cash.
- 10) RBI circular DBOD No. BP.BC. 1/21.06.201/2015-16 dated July 01, 2015 on 'Basel III capital Regulations' read together with RBI circular DBR. No. BP. BC. 80/21.06.201/2014-15 dated March 31, 2015 on 'Prudential Guidelines on Capital Adequacy and Liquidity Standard Amendments' requires banks to make applicable Pillar 3 disclosures including leverage ratio and liquidity coverage ratio under the Basel III Framework. These disclosures are available on the Bank's website [www.allahabadbank.in](http://www.allahabadbank.in).
  - 11) The Capital Adequacy Ratio is computed on the basis of RBI guidelines applicable on the relevant reporting dates and the ratio for the corresponding previous period is not adjusted to consider the impact of subsequent changes if any, in the guidelines.
  - 12) The Bank has got revalued its residential & commercial properties as at March 31, 2016 by approved external independent valuers and has credited an amount of ₹ 1802.40 crore towards revaluation gain, to Revaluation Reserve. Pursuant to Revised guidelines on "Basel III Capital Regulations" issued by RBI on March 1, 2016, bank has included the permitted portion of the Revaluation Reserve in CET 1 capital.
  - 13) Based on the available data, available financial statements and the declaration from borrowers wherever received, the Bank has estimated the liability of ₹ 12.68 crore up to 31<sup>st</sup> March, 2016 (Previous year ₹ 1.13 crore) on Unhedged Foreign Currency Exposure to their constituents in terms of RBI circular DBOD. No.BP.BC.85/21.06.200/2013-14 dated 15<sup>th</sup> January 2014 and subsequent clarification vide circular no. DBOD. No.BP.BC.116/21.06.200/2013-14 dated 3<sup>rd</sup> June, 2014. The entire estimated amount has been fully provided for.
  - 14) Pursuant to RBI circular DBR. BP. BC. No. 31/21.04.018/2015-16 dated July 16, 2015, the Bank has, with effect from quarter ended June



30, 2015, included its deposits placed with NABARD/ SIDBI/ NHB on account of shortfall in priority sector targets under schedule 11 – “Other Assets”. Hitherto these were included under “Investments”. Interest Income on these deposits has been included under “Interest Earned – Others”. Hitherto such interest income was included under “Interest Earned – Income on Investments”. Figures for the previous periods have been regrouped/ reclassified to conform to current period’s classification. The above change in classification has no impact on the profit of the Bank for the quarter & year ended March 31, 2016 or the previous periods presented.

- 15) In accordance with Reserve Bank of India Notification No. DBOD No. BP.BC.77/21.04.018/2013-14 dated 20.12.2013, the Bank had provided Deferred Tax Liability (DTL) of ₹ 76.32 Crore on account of Special Reserve to be created under section 36(1)(viii) of the Income Tax Act 1961 for the nine months period ended December 2015. However, due to loss incurred by the Bank during the FY 2015-16, no amount was transferred to special reserve and as such, DTL provided up to December 2015 has been reversed in the current quarter. Due to change in Income Tax rate, DTL of ₹ 8.84 crore was provided during FY 2015-16 (Previous year ₹ 95.68 Crore and quarter ending March 2015 ₹ 18.86 crore on special reserve).
- 16) The Bank has recognized Deferred Tax Assets of ₹ 1156.80 crore on the difference in the provision for Non Performing Assets as per the books and as per Income Tax during the quarter ended March 31, 2016 (Previous year NIL).
- 17) Bank has also recognized the Deferred Tax Liability of ₹ 124.98 crore in respect of difference in Valuation of investment/ securities between accounting income and taxable income during the quarter ended March 31, 2016 (Previous year NIL).
- 18) The Bank has made a total provision of ₹ 743.98 crore up to 31<sup>st</sup> March, 2015 towards arrears for wage revision including liability of Pension, Gratuity and Leave Encashment, which is effective from 1<sup>st</sup> November, 2012. The excess provision of ₹ 30.62 crore as ascertained has been reversed to employee cost during the year ending 31/03/2016.
- 19) In compliance with RBI directives on the Asset Quality Review (AQR) for their classification over the two quarters ending December 31, 2015 and March 31, 2016, the Bank has made the classification of Advances and provisioning as per directives of RBI and IRAC norms.
- 20) Pursuant to RBI Circular No. DBR.No.BP.BC.27/ 21.04.048/ 2015-16 dated 02.07.2015, the Bank has changed the discount rate to re-compute the diminution in the fair value of restructured advances.



Net Present Value basis and has recomputed such diminution as on 31<sup>st</sup> March, 2016. As a result of change in discount rate, the Bank has written back provision of ₹ 241.35 crore during the quarter ended March 31, 2016.

- 21) Status of Investor Complaints:  
No. of Complaints



a. Pending as on 01.01.2016	02
b. Received during the quarter ended 31.03.2016	27
c. Disposed off during the quarter ended 31.03.2016	27
d. Pending as on 31.03.2016	02*

\* Since disposed off

- 22) Non Performing Loan Provision Coverage Ratio of the Bank is 48.22%.
- 23) The figures of last quarter are the balancing figures between audited figure in respect of the full financial year and the published year to date figures up to the third quarter of the current financial year.
- 24) Corresponding previous period/ quarter ended figures have been regrouped/ reclassified, wherever necessary in order to make them comparable.

**Statement of Assets and Liabilities is as under**

Particulars	₹ in lacs	
	As on 31.03.2016 (Audited)	As on 31.03.2015 (Audited)
<b>Capital and Liabilities :</b>		
Capital		
Reserve and Surplus	61380	57138
Share Application Money pending allotment	1345023	1207140
Deposits	69000	
Borrowings	20064440	19342405
Other Liabilities	1480704	1431592
<b>Total</b>	<b>562291</b>	<b>671373</b>
	<b>23582838</b>	<b>22709648</b>





<b>Assets :</b>		
Cash and Balances with Reserve Bank of India		
Balances with Bank and Money at Call and Short Notice	947114	966022
Investments	1038502	747345
Advances	5565792	5498507
Fixed Assets	15237205	14987684
Other Assets	325583	140541
<b>Total</b>	<b>468642</b>	<b>369549</b>
	<b>23582838</b>	<b>22709648</b>

(Rakesh Sethi)  
Chairman & Managing Director

(Sanjeev Kumar Sharma)  
Director

(J.K. Singh Kharb)  
Executive Director

(N. K. Sahoo)  
Executive Director

(A.K. Goel)  
General Manager (F&A) & CFO

(P.L. Pradhan)  
Dy. General Manager (F&A)


(Bhavesh Mishra)  
Asst General Manager (F&A)

### **Statutory Central Auditors**

(In terms of our report of even date)

For M/s N. C. Banerjee & Co.  
Chartered Accountants

FRN : 3020831



(CA. M. C. Kodari)  
Partner

Membership No. - 056514

For M/s De & Bose  
Chartered Accountants

FRN : 302175E



(CA Subrata De)  
Partner

Membership No. - 054962

For M/s Raju & Prasad  
Chartered Accountants

FRN : 003475S

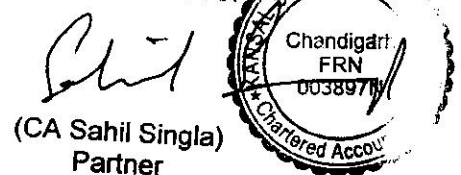


(CA M. Siva Ram Prasad)  
Partner

Membership No. - 018943

For M/s Kansal Singla & Associates  
Chartered Accountants

FRN : 003897N




(CA Sahil Singla)  
Partner

Membership No. - 519432

For M/s G N S & Associates  
Chartered Accountants

FRN : 318171E



(CA Narad P. Sahu)  
Partner

Membership No. - 055224

Place : New Delhi

Date : 13.05.2016

**ALLAHABAD BANK**  
**SEGMENT-WISE REVENUE, RESULTS AND CAPITAL EMPLOYED**  
**FOR THE QUARTER AND YEAR ENDED 31.03.2016**

(₹ in lakhs)

Particulars	Quarter Ended			Year ended		Year ended (Consolidated)	
	31.03.16 (Audited)	31.12.15 (Reviewed)	31.03.15 (Audited)	31.03.16 (Audited)	31.03.15 (Audited)	31.03.16 (Audited)	31.03.15 (Audited)
<b>PART A. Business Segment</b>							
<b>a) Segment Revenue</b>							
i) Treasury Operations	128131	122410	132260	496831	543079	496831	543079
ii) Corporate/Wholesale Banking	195703	213406	251257	906696	1032970	906696	1032970
iii) Retail Banking	168114	158904	146029	638780	557774	638780	557774
iv) Other Banking Operations	13190	8299	9525	37200	37390	58374	55330
<b>Total</b>	<b>505138</b>	<b>503019</b>	<b>539071</b>	<b>2079507</b>	<b>2171213</b>	<b>2100681</b>	<b>2189153</b>
Less: Inter Segment Revenue	0	0	0	0	0	0	0
<b>Net Sales/Income from Operation</b>	<b>505138</b>	<b>503019</b>	<b>539071</b>	<b>2079507</b>	<b>2171213</b>	<b>2100681</b>	<b>2189153</b>
<b>b) Segment Result</b>							
<b>Profit (+) / Loss (-) before Tax &amp; after interest from each segment</b>							
i) Treasury Operations	25245	22018	24452	91498	87948	91498	87948
ii) Corporate/Wholesale Banking	3812	16266	30007	105212	168226	105212	168226
iii) Retail Banking	49233	43184	40908	194857	166775	194857	166775
iv) Other Banking Operations	9035	4570	5512	21823	23022	24630	26764
<b>Total (Operating Profit)</b>	<b>87325</b>	<b>86038</b>	<b>100879</b>	<b>413390</b>	<b>446971</b>	<b>416197</b>	<b>449713</b>
Less:							
i) Interest	0	0	0	0	0	0	0
ii) Other Un-allocable Expenditure	248715	120815	63111	525319	285666	525519	285718
iii) Other Un-allocable Income	0	0	0	0	0	0	0
<b>Total Profit before Tax</b>	<b>(161390)</b>	<b>(34777)</b>	<b>37768</b>	<b>(111929)</b>	<b>160305</b>	<b>(109322)</b>	<b>163995</b>
<b>c) Capital Employed</b>							
<b>Segment Assets-Segment Liabilities</b>							
i) Treasury Operations	262724	274305	276974	262724	276974	262724	276974
ii) Corporate / Wholesale Banking	528775	561344	582637	528775	582637	528775	582637
iii) Retail Banking	282584	289921	256689	282584	256689	282584	256689
iv) Other Banking Business	6737	7757	7437	6737	7437	34416	33038
v) Unallocated Assets	325583	145233	140541	325583	140541	326842	141334
<b>Total Capital Employed</b>	<b>1406403</b>	<b>1278560</b>	<b>1264278</b>	<b>1406403</b>	<b>1264278</b>	<b>1435141</b>	<b>1290672</b>
<b>PART B. Geographic Segment</b>							
<b>a) Revenue</b>							
i) Domestic	497924	496808	533601	2052362	2147200	2073536	2165140
ii) International	7214	6211	5470	27145	24013	27145	24013
<b>Total</b>	<b>505138</b>	<b>503019</b>	<b>539071</b>	<b>2079507</b>	<b>2171213</b>	<b>2100681</b>	<b>2189153</b>
<b>b) Assets</b>							
i) Domestic	22130847	21145050	21474403	22130847	21474403	22194032	21532721
ii) International	1451991	1407144	1235245	1451991	1235245	1451991	1235245
<b>Total</b>	<b>23582838</b>	<b>22552194</b>	<b>22709648</b>	<b>23582838</b>	<b>22709648</b>	<b>23646023</b>	<b>22767966</b>

**Notes on Segment Reporting :**

- As per guidelines of RBI on compliance with Accounting Standards, the Bank has adopted " Treasury Operations", Corporate/Wholesale Banking , Retail Banking and " Other Banking Operations" as Primary business segments and "Domestic" and International as geographic segments for the purpose of compliance with AS-17 on Segment reporting issued by the ICAI
- The figures of the previous period/year have been regrouped/rearranged wherever necessary so as to make them comparable with those of the current Period .


  
**(Rakesh Sethi)**  
Chairman & Managing Director


  
**(J. K. Singh Kharb)**  
Executive Director

  
**(N.K.Sahoo)**  
Executive Director

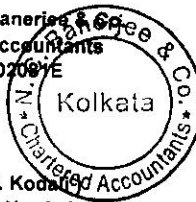
  
**(Sanjeev Kumar Sharma)**  
Director


  
**(A.K. Goel)**  
General Manager  
(Finance & Accounts and CFO)


  
**(P. L. Pradhan)**  
Dy. General Manager  
(Finance & Accounts)


  
**(Bhavesh Mishra)**  
Asst. General Manager  
(Finance & Accounts)


**In terms of our report of even date**

For M/s N.C.Banerjee & Co.  
Chartered Accountants  
FRN : 302087E  
  
**(CA. M. C. Kodali)**  
Membership No.-056514

For M/s Raju & Prasad  
Chartered Accountants  
FRN : 003476S  
  
**(CA M. Siva Ram Prasad)**  
Membership No.-018943

For M/s Kansal Singla & Associates  
Chartered Accountants  
FRN : 003897N  
  
**(CA Sahil Singla)**  
Membership No.-192432

For M/s De & Bose  
Chartered Accountants  
FRN : 302176E  
  
**(CA Subrata De)**  
Membership No.-054962

For M/s G N S & Associates  
Chartered Accountants  
FRN : 318171E  
  
**(CA Narad P. Sahu)**  
Membership No.-05522

## Form A


{Pursuant to Regulation 33 (3) (d) of SEBI (Listing Obligations and Disclosure Requirements) Regulations, 2015}


1.	Name of the Company(Bank)	Allahabad Bank
2.	Annual Financial Statement for the year ended	31 <sup>st</sup> March 2016
3.	Type of Audit observation	Un Modified
4.	Frequency of observation	Repetitive

  
(Rakesh Sethi)  
Chairman & Managing Director

  
(Sanjeev Kumar Sharma)  
Director & Chairman Audit Committee



  
(J. K. Singh Kharb)  
Executive Director

  
(N. K. Sahoo)  
Executive Director

  
(A. K. Goel)  
General Manager (F & A) and CFO

### Statutory Central Auditors

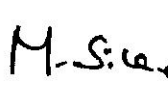

For M/s N. C. Banerjee & Co.  
Chartered Accountants  
FRN : 302081E

(CA. M. C. Kodali)  
Partner

Membership No. - 056514



For M/s Raju & Prasad  
Chartered Accountants  
FRN : 003475S

(CA M. Siva Ram Prasad)  
Partner

Membership No.- 018943


For M/s Kansal Singla & Associates  
Chartered Accountants  
FRN : 003897N

(CA Sahil Singla)  
Partner

Membership No.- 519432



For M/s De & Bose  
Chartered Accountants  
FRN : 302175E


(CA Subrata De)  
Partner

Membership No. - 054962

For M/s G N S & Associates  
Chartered Accountants  
FRN : 318171E

(CA Narad P. Sahu)  
Partner

Membership No. - 055224

Place : New Delhi  
Date : 13.05.2016

## INDEPENDENT AUDITORS' REPORT

To



The Members of Allahabad Bank

### Report on the Financial Statements

1. We have audited the accompanying standalone financial statements of the ALLAHABAD BANK as at 31<sup>st</sup> March, 2016, which comprise the Balance Sheet as at March 31, 2016, statement of Profit and Loss, Cash Flow statement for the year then ended, a summary of significant accounting policies and other explanatory information thereon. Incorporated in these financial statements are the returns of various departments of Head Office, all the 49 zonal offices and 20 branches including 1 Forex cum Treasury Branch, audited by us and 1624 branches audited by the branch auditors and one overseas branch audited by the local auditor. The branches audited by us and those audited by other auditors have been selected by the Bank in accordance with the guidelines issued to the Bank by the Reserve Bank of India. Also incorporated in these financial statements are the returns from 1654 branches/ offices which have not been subjected to audit. These unaudited branches account for 8.42 percent of advances, 24.39 percent of deposits, 5.96 percent of interest income and 22.28 percent of interest expenses of the Bank.

### Management's Responsibility for the Financial Statements

2. Management is responsible for the preparation of these financial statements in accordance with the Banking Regulation Act, 1949, guidelines issued by the Reserve Bank of India from time to time and accounting standards generally accepted in India. This responsibility includes the design, implementation and maintenance of internal controls relevant to the preparation of the financial statements that are free from material misstatement, whether due to fraud or error.




### **Auditors' Responsibility**

3. Our responsibility is to express an opinion on these financial statements based on our audit. We conducted our audit in accordance with the Standards on Auditing issued by the Institute of Chartered Accountants of India. Those Standards require that we comply with ethical requirements and plan and perform the audit to obtain reasonable assurance about whether the financial statements are free from material misstatement.
4. An audit involves performing procedures to obtain audit evidence about the amounts and disclosures in the financial statements. The procedures selected depend on the auditors' judgment, including the assessment of the risks of material misstatement of the financial statements, whether due to fraud or error. In making those risk assessments, the auditor considers internal controls relevant to the Bank's preparation and fair presentation of the financial statements in order to design audit procedures that are appropriate in the circumstances but not for the purpose of expressing an opinion on effectiveness of the Bank's internal controls. An audit also includes evaluating the appropriateness of accounting policies used and the reasonableness of the accounting estimates made by the management, as well as evaluating the overall presentation of the financial statements.
5. We believe that the audit evidence we have obtained is sufficient and appropriate to provide a basis for our audit opinion.

### **Opinion**

6. In our opinion, as shown by the books of the Bank, and to the best of our information and according to the explanations given to us :
  - (i) the Balance Sheet, read with the notes thereon is a full and fair Balance Sheet containing all the necessary particulars, is properly drawn up so as to exhibit a true and fair view of the state of affairs







of the Bank as at 31<sup>st</sup> March 2016 in conformity with the accounting principles generally accepted in India;

- (ii) the Profit and Loss Account, read with the notes thereon shows a true balance of loss in conformity with the accounting principles generally accepted in India, for the year covered by the accounts ; and;
- (iii) the Cash Flow Statement gives a true and fair view of the cash flows for the year ended on that date.

### **Report on Other Legal and Regulatory Requirements**

- 7. The Balance Sheet and the Profit and Loss Account have been drawn up in accordance with section 29 of the Banking Regulation Act, 1949.
- 8. Subject to the limitations of the audit indicated in paragraphs 1 to 5 above and as required by the Banking Companies (Acquisition and Transfer of Undertakings) Act, 1970, and subject also to the limitations of disclosure required therein, we report that:
  - a) We have obtained all the information and explanations which, to the best of our knowledge and belief, were necessary for the purposes of our audit and have found them to be satisfactory.
  - b) The transactions of the Bank, which have come to our notice, have been within the powers of the Bank.
  - c) The returns received from the offices and branches of the Bank have been found adequate for the purposes of our audit.
- 9. We further report that:
  - a) the Balance Sheet and Profit and Loss account dealt with by this report are in agreement with the books of accounts and returns;






- b) the reports on the accounts of the branch offices audited by the branch auditors of the Bank under section 29 of the Banking Regulation Act, 1949 have been sent to us and have been properly dealt with by us in preparing this report;
- c) In our opinion, the Balance Sheet, Profit and Loss Account and Cash Flow Statement comply with the applicable accounting standards.


#### Statutory Central Auditors

For **M/s N. C. Banerjee & Co.**  
Chartered Accountants  
FRN : 302081E




(CA. M. C. Kodali)  
Partner  
Membership No. - 056514

For **M/s Raju & Prasad**  
Chartered Accountants  
FRN : 0034758




(CA M. Siva Ram Prasad)  
Partner  
Membership No.- 018943

For **M/s Kansal Singla & Associates**  
Chartered Accountants  
FRN : 003897N




(CA Sahil Singla)  
Partner  
Membership No.- 519432

For **M/s De & Bose**  
Chartered Accountants  
FRN : 302175E



(CA Subrata De)  
Partner  
Membership No. - 054962

For **M/s G N S & Associates**  
Chartered Accountants  
FRN : 318171E



(CA Narad P. Sahu)  
Partner  
Membership No. - 055224

Place: New Delhi  
Date: 13.05.2016