


Name of the Company :	KSS LIMITED RS1		
Script Code, Name of the scrip, class of security :			
Quarter ended :	30/06/2015		
Partly paid-up shares :-	No. of partly paid-up shares	As a % of total no. of partly paid-up shares	As a % of total no. of shares of the company
Held by promoter/ promoter group	0	0.00	0.00
Held by public	0	0.00	0.00
Total (D)	0	0.00	0.00
Outstanding convertible securities	No. of outstanding securities	As a % of total no. of outstanding convertible securities	As a % of total no. of shares of the company, assuming full conversion of the convertible securities
Held by promoter/ promoter group	0	0.00	0.00
Held by public	0	0.00	0.00
Total (E)	0	0.00	0.00
Warrants	No. of Warrants	As a % of total no. of Warrants	As a % of total no. of shares of the company, assuming full conversion of warrants
Held by promoter/ promoter group	0	0.00	0.00
Held by public	0	0.00	0.00
Total (F)	0	0.00	0.00
Total paid-up capital of the company, assuming full conversion of warrants convertible securities	2135875070		100.00
Total (A+B+C)+ D+E+F)			



**Statement Showing Shareholding Pattern
Table (I)(a)**

Category Code	Category of Shareholder	Number of Shareholders	Total Number Of Shares	Number of Shares held in Dematerialised form	Total Shareholding as a percentage of total number of shares of (A+B)	Total Shareholding as a percentage of total number of shares of (A+B+C)	No. Of Shares otherwise encumbered	Shares Pledged or otherwise encumbered	As a Percentage (IX)=(VIII)/(IV)*100
(I)	(II)	(III)	(IV)	(V)	(VI)	(VII)	(VIII)	(IX)= (VIII)/(IV) *100	
(IX)= (VIII)/(IV) *100									
(A) Shareholdin g of Promoter and Promoter Group2									
1. INDIAN									
(a)	INDIVIDUAL / HUF	0	0	0	0.0000	0.0000	0	0.00	
(b)	CENTRAL / STATE GOVERNMENT(S)	0	0	0	0.0000	0.0000	0	0.00	
(c)	BODIES CORPORATE	0	0	0	0.0000	0.0000	0	0.00	
(d)	FINANCIAL INSTITUTIONS / BANKS	0	0	0	0.0000	0.0000	0	0.00	
(e)	ANY OTHERS (Specify)								
(i)	DIRECTORS RELATIVES	0	0	0	0.0000	0.0000	0	0.00	
(ii)	GROUP COMPANIES	0	0	0	0.0000	0.0000	0	0.00	
(A)(1) :									
SUB TOTAL									
0									
2. FOREIGN									
(a)	INDIVIDUAL	0	0	0	0.0000	0.0000	0	0.00	
(b)	BODIES CORPORATE	0	0	0	0.0000	0.0000	0	0.00	
(c)	INSTITUTIONS	0	0	0	0.0000	0.0000	0	0.00	
(d)	QUALIFIED FOREIGN INVESTOR	0	0	0	0.0000	0.0000	0	0.00	
(e)	ANY OTHERS (Specify)	0	0	0	0.0000	0.0000	0	0.00	



SUB TOTAL (A)(2) :		0	0	0	0	0.0000	0.0000	0	0.00
Total holding for Promoters and Promoter group	(A)=(A)(1) + (A)(2)	0	0	0	0	0.0000	0.0000	0	0.00
(B) Public shareholding									
1. INSTITUTIONS									
(a)	MUTUAL FUNDS / UTI	0	0	0	0	0.0000	0.0000	0	0.00
(b)	FINANCIAL INSTITUTIONS / BANKS	1	540	540	540	0.0000	0.0000	0	0.00
(c)	CENTRAL / STATE GOVERNMENT(S)	0	0	0	0	0.0000	0.0000	0	0.00
(d)	VENTURE CAPITAL FUNDS	0	0	0	0	0.0000	0.0000	0	0.00
(e)	INSURANCE COMPANIES	0	0	0	0	0.0000	0.0000	0	0.00
(f)	FII'S	8	937731112	937731112	937731112	43.9038	43.9038	0	0.00
(g)	FOREIGN VENTURE CAPITAL INVESTORS	0	0	0	0	0.0000	0.0000	0	0.00
(h)	QUALIFIED FOREIGN INVESTOR	0	0	0	0	0.0000	0.0000	0	0.00
(i)	ANY OTHERS (Specify)	0	0	0	0	0.0000	0.0000	0	0.00
SUB TOTAL (B)(1) :		9	937731652	937731652	937731652	43.9039	43.9039	0	0.00
B.2. Non-institutions									
(a)	BODIES CORPORATE	407	384906683	328417953	328417953	18.0210	18.0210	0	0.00
(b)	INDIVIDUAL								
(i)	(CAPITAL UPTO TO Rs. 1 Lakh)	25492	221862743	221695973	221695973	10.3874	10.3874	0	0.00
(ii)	(CAPITAL GREATER THAN Rs. 1 Lakh)	675	414523839	413857839	413857839	19.4077	19.4077	0	0.00
(c)	QUALIFIED FOREIGN INVESTOR	0	0	0	0	0.0000	0.0000	0	0.00
(d)	ANY OTHERS (Specify)								



(i)	TRUSTS	0	0	0	0	0.0000	0.0000	0	0.00
(ii)	CLEARING MEMBER	100	118293103	118293103	0	5.5384	5.5384	0	0.00
(iii)	DIRECTORS RELATIVES	0	0	0	0	0.0000	0.0000	0	0.00
(iv)	EMPLOYEE	0	0	0	0	0.0000	0.0000	0	0.00
(v)	NON RESIDENT INDIANS (NRI)	136	9457050	9457050	0	0.4428	0.4428	0	0.00
(vi)	OVERSEAS BODIES CORPORATES	2	49100000	49100000	0	2.2988	2.2988	0	0.00
(vii)	UNCLAIMED SUSPENSE ACCOUNT	0	0	0	0	0.0000	0.0000	0	0.00
SUB TOTAL (B)(2) :		26812	1198143418	1140821918	56.0961	56.0961	56.0961	0	0.00
Total Public Shareholdin g		26821	2135875070	2078553570	100.0000	100.0000	100.0000	0	0.00
Total (A) + (B) :		26821	2135875070	2078553570	100.0000	100.0000	100.0000	0	0.00
(C) Shares held by Custodians and against which Depository Receipts have been issued									
(a)	SHARES HELD BY CUSTODIANS	0	0	0	0	0.0000	0.0000	0	0.00
(i)	Promoter and Promoter Group	0	0	0	0	0.0000	0.0000	0	0.00
(ii)	Public	0	0	0	0	0.0000	0.0000	0	0.00
SUB TOTAL (C)(1) :		0	0	0	0	0.0000	0.0000	0	0.00
Grand Total (A) + (B) + (C)		26821	2135875070	2078553570	100.0000	100.0000	100.0000	0	0.00



NOTES :	(1) NAME, NUMBER OF SHARES HELD & PERCENTAGE OF ENTITIES / PERSONS HOLDING MORE THAN 1% OF THE TOTAL SHARES OF THE COMPANY IS AS PER ANNEXURE						



(1)(b) Statement showing holding of securities (including shares, warrants, convertible securities) of persons belonging to the category " PROMOTERS AND PROMOTER GROUP "


Sr.No	Name of the Shareholder	Details of shares held			Encumbered shares (*)			Details of warrants		Details of convertible securities		Total shares (including underlying shares assuming
		Number of shares held	As a % of grand total (A)+(B)+(C)	No.	As a percentage (VI)=(V)/(III)* 100	As a % of grand total (A)+(B)+(C) of sub-clause (1)(a)	Number of warrants held	As a % total number of warrants of the same	Number of convertible securities held	As a % total number of convertible securities		
(I)	(II)	(III)	(IV)	(V)	(VI)=(V)/(III)* 100	(VII)	(VIII)	(IX)	(X)	(XI)	(XII)	
1	TOTAL :											



Ami

(1)(c)(i)		Statement showing holding of securities (including shares, warrants, convertible securities) of persons belonging to the category "Public" and holding more than 1% of the total number of shares.						
SR.NO	Name of the shareholder	Number of shares held	Shares as a percentage of total number of shares(i.e., Grand Total(A)+(B)+(C) indicated in Statement at para (1)(a) above)	Details of warrants		Details of convertible		Total shares (including underlying shares assuming full conversion of the same class securities) as a % of diluted share capital
				Number of warrants held	As a % total number of warrants of the same class	Number of convertible securities held	% w.r.t. total number of convertible securities of the same class	
1	AUCTOR INVESTMENTS LTD	205800000	9.6354	0	0	0	0	0
2	ASPIRE EMERGING FUND	205800000	9.6354	0	0	0	0	0
3	HIGHBLUESKY EMERGING MARKET FUND	189300000	8.8629	0	0	0	0	0
4	INDIA FOCUS CARDINAL FUND	97100000	4.5461	0	0	0	0	0
5	KORP SECURITIES LTD.(CM MARGIN)	95460680	4.4694	0	0	0	0	0
6	INDIA MAX INVESTMENT FUND LIMITED	88857802	4.1603	0	0	0	0	0
7	KII LIMITED	81707340	3.8255	0	0	0	0	0
8	MEHULKUMAR CHATURBHAI SAVALIYA	67642910	3.1670	0	0	0	0	0
9	KUVERA FUND LIMITED	64200000	3.0058	0	0	0	0	0
10	BIRLA FINANCIAL DISTRIBUTION PVT LTD	56488730	2.6448	0	0	0	0	0
11	BASMATI SECURITIES PVT LTD	47291590	2.2142	0	0	0	0	0
12	GROVSNOR INVESTMENT FUND LTD	44100000	2.0647	0	0	0	0	0
13	KGR SECURITIES PRIVATE LIMITED	36222389	1.6959	0	0	0	0	0
14	SHRIRAM INSIGHT SHARE BROKERS LTD	23524180	1.1014	0	0	0	0	0
15	SUNITA SARWANKUMAR SARAF	23064300	1.0799	0	0	0	0	0
16	BEST BULL STOCK TRADING PVT. LTD.	21509017	1.0070	0	0	0	0	0
	TOTAL :	1348089938	63.1155	0	0	0	0	0

Note: The Company had allotted 5648873 equity shares of face value of Rs. 10/- each at the rate of Rs. 14.16/- per share to Birla Financial Distribution Private Limited as on 14/11/2014. The listing of the same from the concerned stock exchange is still awaited. In the meantime Company had gone for subdivision of face value of equity shares from Rs. 10/- each to Re. 1/- each and therefore the aforesaid allotment is included in the shareholding pattern taking into account the subdivision i.e. 56488730 equity shares of face value of Rs. 1/-.




(i)(c)(ii)	Statement showing holding of securities (including shares, warrants, convertible securities) of persons (together with PAC) belonging to the category "Public" and holding more than 5% of the total number of shares of the company	AS ON :	30/06/2015						
SR.NO	Name of the shareholder	Number of shares	Shares as a percentage of total number of shares (i.e., Grand Total (A)+(B)+(C) indicated in Statement at para (i)(a) above)	Details of warrants	As a % total number of warrants of the same class	Number of convertible securities held	% w.r.t. total number of convertible securities of the same class	Total shares (including underlying shares assuming full conversion of warrants and convertible securities) as a % of diluted share capital	
1	AUCTOR INVESTMENTS LTD	205,800,000.00	9.64%		0	0	0	0	
2	ASPIRE EMERGING FUND	205,800,000.00	9.64%		0	0	0	0	
3	HIGHBLUESKY EMERGING MARKET FUND	189,300,000.00	8.86%		0	0	0	0	
TOTAL :		600,900,000.00	28.13%		0	0	0	0	



Tamir

Statement Showing " LOCKED - IN - SHARES "

(1)(d)		Category	Shares	AS ON :	30/06/2015
SR NO	NAME			Per	
1		TOTAL:			



(ii) (a) Statement Showing Details of Depository Receipts (DRs)

Unit :	KSS LIMITED RS1		As on Date :	30/06/2015
Sr. No.	Type of Outstanding DR (ADRs, GDRs, SDRs etc.)	No of Outstanding DRs.	No of Shares underlying outstanding DRs.	Shares underlying outstanding DRs as a Percentage of total number of shares (i.e Total (A)+ (B) + (C) Indicated in statement at para(l) (a) above)
1	GDRs			
		TOTAL :		



Jan.

(11) (b) Statement showing Holding of Depository Receipts (DRs) where underlying shares are in excess of 1% of the total number of shares.

Sr.No.	Type of Outstanding DR (ADRs, GDRs, SDRs etc.)	No. of Shares underlying outstanding DRs.	Shares underlying outstanding DRs as a Percentage of total number of shares (i.e Total (A)+(B)+(C) Indicated in Statement at Para (1) (a) above)
1			
TOTAL :			

