


(f) (e) Statement showing Shareholding Pattern

Name of the Company: SUN PHARMACEUTICAL INDUSTRIES LTD		BSE- 524715, NSE- SUNPHARMA; Class of Security: Equity Shares of Re./- each		
Scrip Code, Name of the scrip, class of security:		As on: 30.06.2015		
Partly paid-up shares:-	No. of partly paid-up shares	As a % of total no. of partly paid-up shares	As a % of total no. of shares of the company	
Held by Promoter / Promoter Group	0	0.0000	0.0000	
(ii)	0	0.0000	0.0000	
Total	0	0.0000	0.0000	
Outstanding convertible securities:-	No. of outstanding securities	As a % of total No. of outstanding convertible securities	As a % of total no. of shares of the company, assuming full conversion of the convertible securities	
Held by Promoter / Promoter Group	0	0.0000	0.0000	
Held by public	0	0.0000	0.0000	
Total	0	0.0000	0.0000	
Warrants:-	No. of warrants	As a % of total no. of warrants	As a % of total no. of shares of the company, assuming full conversion of warrants	
Held by Promoter / Promoter Group	0	0.0000	0.0000	
Held by public	0	0.0000	0.0000	
Total	0	0.0000	0.0000	
Total paid-up capital of the company assuming full conversion of warrants and convertible securities				2406423348

For SUN PHARMACEUTICAL INDUSTRIES LTD


 ASHOK I. BHUTA
 Compliance Officer

Category Code	Category of shareholder	Number of shareholders	Total number of shares	Number of shares held in dematerialised form	Total shareholding as a percentage of total number of shares			Shares pledged or otherwise encumbered
					As a percentage of (A+B) (VI)	As a percentage of (A+B+C) (VII)	As a percentage (IX) = (VII)/(VI)*100	
(I)	(II)	(III)	(IV)	(V)	(VI)	(VII)	(VIII)	(IX)
(A)	Promoter and Promoter Group							
1	Indian							
(a)	Individuals/Hindu Undivided Family	10	302192200	302192200	12.56	12.56	11858500**	3.92
(b)	Central Government/State Government(s)	0	0	0	0.00	0.00	0	0.00
(c)	Bodies Corporate	17	1013024000	1013024000	42.10	42.10	8183583	0.81
(d)	Financial Institutions / Banks	0	0	0	0.00	0.00	0	0.00
(e)	Any Other (specify)	0	0	0	0.00	0.00	0	0.00
	Trusts	1	1280200	1280200	0.05	0.05	0	0.00
	Sub Total (A)(I)	28	1316496400	1316496400	54.71	54.71	20042083	4.73
2	Foreign							
(a)	Individuals (Non-Resident Individuals/Foreign Individuals)	0	0	0	0.00	0.00	0	0.00
(b)	Bodies Corporate	0	0	0	0.00	0.00	0	0.00
(c)	Institutions	0	0	0	0.00	0.00	0	0.00
(d)	Qualified Foreign Investors	0	0	0	0.00	0.00	0	0.00
(e)	Any Other (specify)	0	0	0	0.00	0.00	0	0.00
	Sub Total (A)(2)	0	0	0	0.00	0.00	0	0.00
	Total Shareholding of Promoter and Promoter Group (A)=(A)(1)+(A)(2)	28	1316496400	1316496400	54.71	54.71	20042083	4.73
(B)	Public shareholding							
1	Institutions							
(a)	Mutual Funds/UTI	352	61633630	59130968	2.56	2.56	-	-
(b)	Financial Institutions / Banks	100	73880627	73876409	3.07	3.07	-	-
(c)	Central Government/State Government(s)	0	0	0	0.00	0.00	-	-
(d)	Venture Capital Funds	0	0	0	0.00	0.00	-	-
(e)	Insurance Companies	118	50900944	50900944	2.12	2.12	-	-
(f)	Foreign Institutional Investors	788	571797298	571797298	23.76	23.76	-	-
(g)	Foreign Bank	12	25422	1504	0.00	0.00	-	-
(h)	Qualified Foreign Investors	0	0	0	0.00	0.00	-	-
(i)	Any Other (specify)	0	0	0	0.00	0.00	-	-
	Sub Total (B) (1)	1,370	758237921	755689780	31.51	31.51	-	-
2	Non-institutions							
(a)	Bodies Corporate	3666	64734018	64527651	2.69	2.69	-	-
(b) (i)	Individuals - shareholders holding nominal share capital up to Rs 1 Lakh	369645	119133711	106552070	4.95	4.95	-	-
(i)	Individual shareholders holding nominal share capital in excess of Rs. 1 Lakh	69	30784129	30659129	1.28	1.28	-	-

For SUN PHARMACEUTICAL INDUSTRIES LTD

AJBC
ASHOK I. BHUTTA
Compliance Officer

Category code	Category of shareholder	Number of shareholders	Total number of shares	Number of shares held in dematerialised form	Total shareholding as a percentage of total number of		Shares pledged or otherwise encumbered	
					As a percentage of (A+B) (VI)	As a percentage of (A+B+C) (VII)	Number of shares (VIII)	As a percentage (IX) = (VIII)/(IV)*100
(I)	(II)	(III)	(IV)	(V)	(VI)	(VII)	(VIII)	(IX)
(c)	Qualified Foreign Investors	0	0	0	0.00	0.00	-	-
(d)	Any Other							
i	Non Resident Indians (Repatriation)	6445	3230019	2827170	0.13	0.13	-	-
ii	Non Resident Indians (Non Repatriation)	2142	1763356	1763356	0.07	0.07	-	-
iii	Foreign Company	8	1829730	1829730	0.08	0.08	-	-
iv	Clearing Member	739	3448917	3448917	0.14	0.14	-	-
v	Directors / Relatives	3	3794306	3794306	0.16	0.16	-	-
vi	Trusts	54	3224978	3224978	0.13	0.13	-	-
vii	Foreign Portfolio Investor (Corporate)	176	9968641	9968641	4.14	4.14	-	-
viii	Overseas Corporate Bodies	2	59440	59440	0.00	0.00	-	-
ix	Foreign Nationals	9	17782	17782	0.00	0.00	-	-
	Sub Total (B)(2)	382958	331689027	316373170	13.78	13.78	-	-
	Total Public Shareholding Public Group							
	(B)-(B)(1)+(B)(2)	384328	1089926948	1074062350	45.29	45.29	NA	NA
(C)	Total (A)+(B)	384356	2406423348	2390558750	100.00	100.00	20,042,083	4.7320
	Shares held by custodians and against which Depository Receipts have been issued							
i	Promoter and Promoter group	0	0	0	0.00	0.00	0.00	0.00
ii	Public	0	0	0	0.00	0.00	0.00	0.00
	Sub Total (C)	0	0	0	0.00	0.00	0.00	0.00
	GRAND TOTAL (A)+(B)+(C)	384356	2406423348	2390558750	100.00	100.00	20,042,083	4.7320

**Out of these shares, 3148500 shares have been furnished to brokers as margin.

For SUN PHARMACEUTICAL INDUSTRIES LTD



ASHOK I. BHUTTA
Compliance Officer

Statement showing holding of securities (including shares, warrants, convertible securities) of persons belonging to the category "Promoter and Promoter Group"													
Sr. No.	Name of the shareholder	Details of Shares held			Encumbered shares			Details of warrants			Details of convertible securities		
		Number of shares held	As a % of grand total (A)+(B)+(C)	No.	As a percentage of sub-clause (D)(a)	As a % of grand total (A)+(B)+(C)	Number of warrants held	As a % total number of warrants of the same class	Number of convertible securities held	As a % total number of convertible securities of the same class	Total shares (including underlying shares assuming full conversion of warrants and convertible securities) as a % of diluted share capital		
(I)	(II)	(III)	(IV)	(V)	(VI) = (V)/(III)*100	(VII)	(VIII)	(IX)	(X)	(XI)	(XII)		
1	DILIP SHANTILAL SHANGHVI	231140480	8.61	0	0	0	0	0	0	0	8.61		
2	VEDITI INVESTMENT PVT. LTD.	201385320	8.37	0	0	0	0	0	0	0	8.37		
3	TEJASKIRAN PHARMACHEM INDUSTRIES PVT. LTD.	195343760	8.12	32000000	1.64	0.13	0	0	0	0	8.12		
4	FAMILY INVESTMENT PRIVATE LIMITED	182927440	7.60	0	0	0	0	0	0	0	7.60		
5	QUALITY INVESTMENTS PVT. LTD.	182868640	7.60	0	0	0	0	0	0	0	7.60		
6	VIRTUOUS FINANCE PRIVATE LIMITED	97104040	4.04	4983583	5.13	0.21	0	0	0	0	4.04		
7	VIRTUOUS SHARE INVESTMENTS PRIVATE LIMITED	83978000	3.49	0	0	0	0	0	0	0	3.49		
8	SHOLAPUR ORGANICS PRIVATE LIMITED	16035080	0.67	0	0	0	0	0	0	0	0.67		
9	VIBHA DILIP SHANGHVI	8864000	0.37	0	0	0	0	0	0	0	0.37		
10	JAYANT SHANTILAL SHANGHVI	7416840	0.31	7408500**	99.89	0.31	0	0	0	0	0.31		
11	AALOK DILIP SHANGHVI	2985000	0.12	0	0	0	0	0	0	0	0.12		
12	VIDHI DILIP SHANGHVI	2830000	0.12	0	0	0	0	0	0	0	0.12		
13	JEEVANREKHA INVESTRADE PVT. LTD. KUMUD S. SHANGHVI, TRUSTEE OF SHANGHVI FAMILY & FRIENDS BENEFIT TRUST	1462720	0.06	0	0	0	0	0	0	0	0.06		
14	TRUST	1280200	0.05	0	0	0	0	0	0	0	0.05		
15	PACKAGE INVESTRADE PVT. LTD.	897440	0.04	0	0	0	0	0	0	0	0.04		
16	VARSHA KIRAN DOSHI	322000	0.01	0	0	0	0	0	0	0	0.01		
17	Shanghvi Finance Private Limited	283360	0.01	0	0	0	0	0	0	0	0.01		
18	DIPTI NIRMAL MODI	227880	0.01	0	0	0	0	0	0	0	0.01		
19	KUMUD S. SHANGHVI	200000	0.01	0	0	0	0	0	0	0	0.01		
20	Aswari Investment And Finance Private Limited	49600	0.00	0	0	0	0	0	0	0	0.00		
21	Flamboyaer Finance Private Limited	20920	0.00	0	0	0	0	0	0	0	0.00		
22	Sanghvi Properties Private Limited	15520	0.00	0	0	0	0	0	0	0	0.00		
23	Gujarat Sun Pharmaceutical Industries Pvt Ltd	14400	0.00	0	0	0	0	0	0	0	0.00		
24	NIRMIT EXPORTS PRIVATE LIMITED	7040	0.00	0	0	0	0	0	0	0	0.00		
25	Sudhir Vallia *	14384000	0.60	4450000	30.94	0.18	0	0	0	0	0.60		
26	RAKSHA S.VALLIA*	33922000	1.41	0	0	0	0	0	0	0	1.41		
27	ADITYA MEDISALES LIMITED*	40203960	1.67	0	0	0	0	0	0	0	1.67		
28	UNIMED INVESTMENTS LIMITED*	10428760	0.43	0	0	0	0	0	0	0	0.43		
	Total :	1316496400	64.71	20042083	1.52	0.83	0	0	0	0	64.71		

* Persons acting in concert

**Out of these shares, 3148500 shares have been furnished to brokers as margin.

For SUN PHARMACEUTICAL INDUSTRIES LTD

AJB
ASHOK I. BHUTA
Compliance Officer

Sun Pharmaceutical Industries Limited									
(1)(C)(i) STATEMENT SHOWING HOLDING OF SECURITIES (INCLUDING SHARES, WARRANTS, CONVERTIBLE SECURITIES) OF PERSONS BELONGING TO THE CATEGORY 'PUBLIC' AND HOLDING MORE THAN 1% OF THE TOTAL NUMBER OF SHARES									
SR. NO.	NAME(S) OF THE SHAREHOLDER	NUMBER OF SHARES HELD	SHARES AS A PERCENTAGE OF GRAND TOTAL (A)+(B)+(C) INDICATED IN STATEMENT AT PARA (1)(a) ABOVE)	NUMBER OF WARRANTS HELD	AS A % TOTAL NUMBER OF WARRANTS OF THE SAME CLASS	NUMBER OF CONVERTIBLE SECURITIES HELD	% W. R.T TOTAL NUMBER OF CONVERTIBLE SECURITIES OF THE SAME CLASS	TOTAL SHARES (INCLUDING UNDERLYING SHARES ASSUMING FULL CONVERSION OF WARRANTS AND CONVERTIBLE SECURITIES) AS A % OF DILUTED SHARE CAPITAL	
1	LIFE INSURANCE CORPORATION OF INDIA	63506340	2.6390	0	0	0	0	2.639	
2	GOVERNMENT OF SINGAPORE	36582391	1.5202	0	0	0	0	1.5202	
3	GENESIS INDIAN INVESTMENT COMPANY LIMITED -GENERAL SUB FUND	36127675	1.5013	0	0	0	0	1.5013	
4	LAKSHDEEP INVESTMENTS & FINANCE (P) LTD.	35906000	1.4921	0	0	0	0	1.4921	
5	ABU DHABI INVESTMENT AUTHORITY - GULAB	26002339	1.0805	0	0	0	0	1.0805	
	Total :	198124745	8.2331	0	0	0	0	8.2331	

For SUN PHARMACEUTICAL INDUSTRIES LTD



AIB

ASHOK I. BHUTA
Compliance Officer

(i) Sr. No.	(ii) Name(s) of the shareholder(s) and the Persons Acting in Concert (PAC) with them	Number of shares	Shares as a percentage of total number of shares i.e., Grand Total (A)+(B)+(C) indicated in Statement at para 1)(e) above]	Details of warrants		Details of convertible securities		Total shares (including underlying shares assuming full conversion of warrants and convertible securities) as a % of diluted share capital
				Number of warrants	As a % total number of warrants of the same class	Number of convertible securities held	% w.r.t total number of convertible securities of the same class	
	NIL	0	0.00	0	0.00	0	0.00	0.00
	TOTAL	0	0.00	0	0.00	0	0.00	0.00


(i)(c) Statement showing holding of securities (including shares, warrants, convertible securities) of persons (together with PAC) belonging to the category "Public" and holding more than 5% of the total number of shares of the company

FOR SUN PHARMACEUTICAL INDUSTRIES LTD

ASHOK I. BHUTA
Compliance Officer





<u>Statement showing details of locked-in shares</u>					
(I)(d)	Sr. No.	Name of the shareholder	Number of Locked in Shares	Locked-in shares as a percentage of total number of shares [i.e., Grand Total (A)+(B)+(C) indicated in Statement at para (I)(a) above]	Promoter / Promoter Group / Public
	1	NIL	NIL	NIL	
	TOTAL		NIL	NIL	


 For SUN PHARMACEUTICAL INDUSTRIES LTD
 ASHOK I. BHUTA
 Compliance Officer

(II)(a) Statement showing details of Depository Receipts (DRs)				
Sr. No.	Type of outstanding DR (ADRs, GDRs, SDRs, etc.)	Number of outstanding DRs	Number of shares underlying outstanding DRs	Shares underlying outstanding DRs as a percentage of total number of shares [i.e., Grand Total (A)+(B)+(C) indicated in Statement at para (I)(a) above]
1	NIL	NIL	NIL	NIL
TOTAL		NIL	NIL	NIL


For SUN PHARMACEUTICAL INDUSTRIES LTD


 ASHOK I. BHUTTA
 Compliance Officer

Statement showing holding of Depository Receipts (DRs), where underlying shares held by "Promoter/ Promoter Group" are in excess of 1% of the total number of shares
(II) (b)

Sr. No.	Name of the DR Holder	Type of outstanding DR (ADRs, GDRs, SDRs, etc.)	Number of shares underlying outstanding DRs	Shares underlying outstanding DRs as a percentage of total number of shares [i.e., Grand Total (A)+(B)+(C) indicated in Statement at para (I)(a) above]
1	NIL	NIL	NIL	NIL
	TOTAL	NIL	NIL	NIL

For SUM PHARMACEUTICAL INDUSTRIES LTD


ASHOK I. BHUTA
Compliance Officer