

Introductory sub-table (I)(a)

Name of the Company: **HINDUSTAN BIO SCIENCES LIMITED**

Scrip Code, Name of the scrip, class of security: **532041 HINDBIO EQUITY**

Quarter ended: **30-06-2015**

Partly paid-up shares:-	No. of partly paid-up shares	As a % of total no. of partly	As a % of total no. of shares of
		paid-up shares	the company

Held by promoter/promoter group		0	
Held by public		0	
Total - D	0	0	

Outstanding convertible securities:- No. of outstanding securities	As a % of total no. of	As a % of total no. of shares of
	outstanding convertible securities	the company, assuming full conversion of the convertible securities


Held by promoter/promoter group		0
Held by public		0
Total - E	0	0

Warrants:-	No. of warrants	As a % of total no.	As a % of total no. of shares of
		of warrants	the company, assuming full conversion of warrants

Held by promoter/promoter group		0	
Held by public		0	
Total - F	0	0	

Total paid-up capital of the company, assuming full conversion of warrants and convertible securities

10250800




Statement Showing Shareholding Pattern

Table (D)(a)


Category code	Category of Shareholder	Number of Shareholders	Total number of shares	Number of shares held in dematerialized form	Total shareholding as a percentage of number of shares		Shares Pledged or otherwise encumbered	
					As a percentage of (A+B) ¹	As a percentage of total (A+B+C)		
(I)	(II)	(III)	(IV)	(V)	(VI)	(VII)	(VIII)	(IX) = (VIII)/(IV)*100
(A)	Shareholding of Promoter and Promoter Group²							
1	Indian							
(a)	Individuals/ Hindu Undivided Family							
		4	869800	869800	8.49	8.49		0.00
(b)	Central Government/ State Government(s)				0.00	0.00		#DIV/0!
(c)	Bodies Corporate	1	284715	284715	2.78	2.78		0.00
(d)	Financial Institutions/ Banks				0.00	0.00		#DIV/0!
(e)	Any Others(Specify)				0.00	0.00		#DIV/0!
(e-i)					0.00	0.00		#DIV/0!
(e-ii)								
	Sub Total(A)(I)	5	1154515	1154515	11.26	11.26	0	0.00



2	Foreign									
a	Individuals (Non-Residents Individuals/ Foreign Individuals)									#DIV/0!
b	Bodies Corporate									#DIV/0!
c	Institutions									#DIV/0!
d	Any Others (Specify)									#DIV/0!
d-i										#DIV/0!
d-ii										#DIV/0!
	Sub Total(A)(2)	0	0	0	0	0.00	0.00	0		#DIV/0!
	Total Shareholding of Promoter and Promoter	5	1154515	1154515	11.26	11.26	0	0.00		
(B)	Public shareholding									
1	Institutions									
(a)	Mutual Funds/ UTI					0.00	0.00			
(b)	Financial Institutions / Banks					0.00	0.00			
(c)	Central Government/ State Government(s)					0.00	0.00			
(d)	Venture Capital Funds					0.00	0.00			
(e)	Insurance Companies					0.00	0.00			
(f)	Foreign Institutional Investors					0.00	0.00			
(g)	Foreign Venture Capital Investors					0.00	0.00			
(h)	Any Other (specify)					0.00	0.00			
(h-i)						0.00	0.00			
(h-ii)						0.00	0.00			
	Sub-Total (B)(1)	0	0	0	0.00	0.00				
B 2	Non-institutions									



(a)	Bodies Corporate		114	448856	448856	4.38	4.38		
(b)	Individuals					0.00	0.00		
	Individuals -i. Individual shareholders holding nominal share capital up to Rs 1 lakh		6544	6108960	6101454	59.59	59.59		
II	ii. Individual shareholders holding nominal share capital in excess of Rs. 1 lakh.		100	2371331	1786131	23.13	23.13		
(c)	Any Other (Specify)					0.00	0.00		
(c-i)	Clearing Member		16	49097	49097	0.48	0.48		
(c-ii)	NRI		31	118041	118041	1.15	1.15		
	Sub-Total (B)(2)		6805	9096285	8503579	88.74	88.74		
(B)	Total Public Shareholding (B)=(B)(1)+(B)(2)		6805	9096285	8503579	88.74	88.74		
	TOTAL (A)+(B)		6810	10250800	9658094	100.00	100.00		
(C)	Shares held by Custodians and against Depository Receipts have been issued which Promoter and Promoter Group								
1	Promoter and Promoter Group						0.00		#DIV/0!
2	Public						0.00		
	Sub-Total (C)		0	0	0		0		
	GRAND TOTAL (A)+(B)+(C)		6810	10250800	9658094	100.00	100.00	0	0.00




Sr.No	Notes
1	
2	
3	
4	
5	
6	
7	
8	
9	

(D)(b) Statement showing holding of securities (including shares, warrants, convertible securities) of persons belonging to the category "Promoter and Promoter Group"

Sr. No.	Name of the shareholder	Details of Shares held		Encumbered shares (*)			Details of warrants		Details of convertible securities		Total shares (including underlying shares assuming full conversion of warrants and convertible securities) as a % of diluted share capital
		Number of shares held	As a % of grand total (A) + (B) + (C)	No.	As a percentage	As a % of grand total (A)+(B)+(C) of sub-clause (I)(a)	Number of warrants held	As a % total number of warrants of the same class	Number of convertible securities held	As a % total number of convertible securities of the same class	
1	J V R MOHAN RAJU	852200	8.31	0	0.00	0.00	0	#DIV/0!	#DIV/0!		
2	ISURESH	14900	0.15	0	0.00	0.00		#DIV/0!	#DIV/0!		
3	J UMA	600	0.01		0.00	0.00		#DIV/0!	#DIV/0!		
4	SUPER SOLUTIONS (I) PVT LTD.	284715	2.78		0.00	0.00		#DIV/0!	#DIV/0!		
5	J VARUN VARMA	2100	0.02		0.00	0.00		#DIV/0!	#DIV/0!		
TOTAL		1154515	11.26	0	0.00	0.00	0	#DIV/0!	#DIV/0!	0	0

(*) The term "encumbrance" has the same meaning as assigned to it in regulation 28(3) of the SAST Regulations, 2011



(D)(c)(i) Statement showing holding of securities (including shares, warrants, convertible securities) of persons belonging to the category "Public" and holding more than 1% of the total number of shares

Sr. No.	Name of the shareholder	Number of shares held	Shares as a percentage of total number of shares {i.e., Grand Total (A)+(B)+(C) indicated in Statement at para (D)(a) above}	Details of warrants		Details of convertible securities		Total shares (including underlying shares assuming full conversion of warrants and convertible securities) as a % of diluted share capital
				Number of warrants held	As a % total number of warrants of the same class	Number of convertible securities held	% w.r.t total number of convertible securities of the same class	
1	CHINTALAPATI DEEPIKA	140849	1.37		#DIV/0!		#DIV/0!	
2	DANLAW SYSTMENS INDIA LTD	133732	1.30		#DIV/0!		#DIV/0!	
3			0.00		#DIV/0!		#DIV/0!	
4			0.00		#DIV/0!		#DIV/0!	
5			0.00		#DIV/0!		#DIV/0!	
6			0.00		#DIV/0!		#DIV/0!	
7			0.00		#DIV/0!		#DIV/0!	
8			0.00		#DIV/0!		#DIV/0!	
9			0.00		#DIV/0!		#DIV/0!	
10			0.00		#DIV/0!		#DIV/0!	
TOTAL		274581	2.68	0	#DIV/0!	0	#DIV/0!	0



(D)(c)(ii) Statement showing holding of securities (including shares, warrants, convertible securities) of persons (together with PAC) belonging to the category "Public" and holding more than 5% of the total number of shares of the company

Sr. No.	Name(s) of the shareholder(s) and the Persons Acting in Concert (PAC) with them	Number of shares	Shares as a percentage of total number of shares {i.e., Grand Total (A)+(B)+(C) indicated in Statement at para (1)(a) above}	Details of warrants		Details of convertible securities		Total shares (including underlying shares assuming full conversion of warrants and convertible securities) as a % of diluted share capital
				Number of warrants	As a % total number of warrants of the same class	Number of convertible securities held	% w.r.t total number of convertible securities of the same class	
1		0	0.00	#DIV/0!	#DIV/0!	#DIV/0!	#DIV/0!	
2			0.00	#DIV/0!	#DIV/0!	#DIV/0!	#DIV/0!	
3			0.00	#DIV/0!	#DIV/0!	#DIV/0!	#DIV/0!	
4			0.00	#DIV/0!	#DIV/0!	#DIV/0!	#DIV/0!	
5			0.00	#DIV/0!	#DIV/0!	#DIV/0!	#DIV/0!	
6			0.00	#DIV/0!	#DIV/0!	#DIV/0!	#DIV/0!	
7			0.00	#DIV/0!	#DIV/0!	#DIV/0!	#DIV/0!	
8			0.00	#DIV/0!	#DIV/0!	#DIV/0!	#DIV/0!	
9			0.00	#DIV/0!	#DIV/0!	#DIV/0!	#DIV/0!	
10			0.00	#DIV/0!	#DIV/0!	#DIV/0!	#DIV/0!	
TOTAL		0	0.00	0	#DIV/0!	0	#DIV/0!	0

(D)(d) Statement showing details of locked-in shares

Sr. No.	Name of the shareholder	Number of locked-in shares	Locked-in shares as a percentage of total number of shares {i.e., Grand Total (A)+(B)+(C) indicated in Statement at para (D)(a) above}
1		0	0.00
2			0.00
3			0.00
4			0.00
5			0.00
6			0.00
7			0.00
8			0.00
9			0.00
TOTAL		0	0.00

(11)(a) Statement showing details of Depository Receipts (DRs)

Sr. No.	Type of outstanding DR (ADRs, GDRs, SDRs, etc.)	Number of outstanding DRs	Number of shares underlying outstanding DRs	Shares underlying outstanding DRs as a percentage of total number of shares {i.e., Grand Total (A)+(B)+(C) indicated in Statement at para (1)(a) above}
1		0	0	0.00
2				0.00
3				0.00
4				0.00
5				0.00
6				0.00
7				0.00
8				0.00
9				0.00
TOTAL		0	0	0.00

(II)(b) Statement showing holding of Depository Receipts (DRs), where underlying shares held by "promoter/promoter group" are in excess of 1% of the total number of shares

Sr. No.	Name of the DR Holder	Type of outstanding DR (ADRs, GDRs, SDRs, etc.)	Number of shares underlying outstanding DRs	Shares underlying outstanding DRs as a percentage of total number of shares {i.e., Grand Total (A)+(B)+(C) indicated in Statement at para (I)(a) above}
1		0	0	0.00
2				0.00
3				0.00
4				0.00
5				0.00
6				0.00
7				0.00
8				0.00
9				0.00
TOTAL			0	0.00