



**Annexure-3**

**Format for disclosure by the Promoter(s) to the stock exchanges and to the Target Company for encumbrance of shares / invocation of encumbrance/ release of encumbrance, in terms of Regulation 31(1) and 31(2) of SEBI (Substantial Acquisition of Shares and Takeovers) Regulations, 2011**


Name of the Target Company (TC)	D. B. Corp Limited
Names of the Stock Exchanges where the shares of the target company are listed	BSE Limited National Stock Exchange of India Limited
Date of reporting	14/January/2015
Name of the Promoter (s) or PACs on whose shares encumbrance was created/ released / invoked	<b>Bhaskar Infrastructure Private Limited</b>

Details of creation-/ release / invocation of encumbrance:

Sr. No.	Name of the Promoter (s) or PACs with him (**)	Promoter holding in the target Company (1)		Promoter already encumbered (2)	Details of events pertaining to encumbrance (3)						Post event holding encumbered shares (creation-(2)+ (3)) / release [(2) - (3)] / invocation - (2) - (3)}		
		No. of Shares	% of total share capital (*)		% w.r.t diluted Share capital (*)	No. of Shares	% of total share capital (*)	Type of encumbrance (pledge/ non-disposal/ undertaking/ others)	Date of (creation/ invocation/ release of encumbrance)	Type of event (creation/ release/ invocation)		Name of the entity in whose favor shares are encumbered	No. of Shares
1	Ramesh Chandra Agarwal	1,00,001	0.05	0.05	-	-	-	-	-	-	-	-	-


2	Sudhir Agarwal	2,36,76,449	12.89	12.89	70,67,508	3.85	-	-	-	-	-	70,67,508	3.85	
3	Ramesh Chandra Agarwal HUF	8,21,758	0.45	0.45	-	-	-	-	-	-	-	-	-	
4	Pawan Agarwal	2,51,47,214	13.69	13.69	76,00,000	4.14	-	-	-	-	-	76,00,000	4.14	
5	Girish Agarwal	2,20,82,256	12.03	12.03	1,01,28,939	5.52	-	-	-	-	-	1,01,28,939	5.52	
6	Jyoti Agarwal	49,48,007	2.70	2.70	-	-	-	-	-	-	-	-	-	
7	Namita Agarwal	65,42,200	3.56	3.56	50,70,000	2.76	-	-	-	-	-	50,70,000	2.76	
8	Nitika Agarwal	34,77,000	1.89	1.89	-	-	-	-	-	-	-	-	-	
9	Kasturi Devi Agarwal	99,795	0.05	0.05	-	-	-	-	-	-	-	-	-	
10	Peacock Trading Investments Private Limited	1,85,48,647	10.10	10.10	27,88,970	1.52	-	-	-	-	-	27,88,970	1.52	
11	Bhaskar Infrastructure Private Limited	1,21,12,420	6.60	6.60	29,01,100	1.58	Release	12.01.2015	Pledge	5,00,000	0.27	STCI Finance Limited	24,01,100	1.31



12	Bhaskar Publications & Allied Industries Private Ltd	30,17,800	1.64	1.64	-	-	-	-	-	-	-	-	-	-	-	-	-	-	-
13	Bhopal Financial Services Private Limited	56,57,190	3.08	3.08	-	-	-	-	-	-	-	-	-	-	-	-	-	-	-
14	Dev Fiscal Services Pvt. Ltd.	16,59,000	0.90	0.90	-	-	-	-	-	-	-	-	-	-	-	-	-	-	-
15	Sitex Global Limited	6,00,000	0.33	0.33	-	-	-	-	-	-	-	-	-	-	-	-	-	-	-

(\* ) The Total Paid up Equity Capital of the Company as on 31<sup>st</sup> December, 2014 is 18,36,30,522 equity shares of Rs. 10/- each.

For Bhaskar Infrastructure Private Limited



Director

Place : Bhopal

Date : 14/01/2015

(\*\* ) The names of all the promoters, their shareholding in the target company and their pledged shareholding as on the reporting date should appear in the table irrespective of whether they are reporting on the date of event or not.

(\* ) Total share capital to be taken as per the latest filing done by the company to the Stock Exchange under Clause 35 of the Listing Agreement share/voting capital means the number of shares in TC assuming full conversion of the outstanding convertible securities/warrants into equity shares of the TC.

\*\*\*\*\*

