


Statement showing Shareholding Pattern

Introductory sub-table (I) (a)

Name of the Company : Cummins India Limited		
Scrip Code : 500480	Name of the Scrip : CUMMINS	Class of Security : Equity
Quarter ended : March 31, 2015		

Partly Paid-up shares :-	No. of Partly Paid-up shares	As a % of total no. of partly paid-up shares	As a % of total no. of shares of the Company
Held by promoter / promoter group	Nil	N.A.	N.A.
Held by public	Nil	N.A.	N.A.
Total -D	Nil	N.A.	N.A.
Outstanding convertible securities :-	No. of outstanding securities	As a % of total no. of outstanding convertible securities	As a % of total no. of shares of the company, assuming full conversion of the convertible securities
Held by promoter / promoter group	Nil	N.A.	N.A.
Held by public	Nil	N.A.	N.A.
Total - E	Nil	N.A.	N.A.



Warrants :-	No. of warrants	As a % of total no. of warrants	As a % of total no. of shares of the company, assuming full conversion of warrants
Held by promoter / promoter group	Nil	N.A.	N.A.
Held by public	Nil	N.A.	N.A.
Total - F	Nil	N.A.	N.A.
Total paid-up capital of the company, assuming full conversion of warrants and convertible securities	277,200,000 Equity Shares of Rs. 2/- each. Total Paid-up capital Rs. 554,400,000		






Table (I) (a)


Category Code	Category of Shareholder	Number of Shareholders	Total number of Shares	Number of shares held in dematerialized form	Total shareholding as a percentage of total number of shares		Shares Pledged or otherwise encumbered	
					As a percentage of (A+B)	As a percentage of (A+B+C)	No. of Shares	As a percentage (IX) = (VIII)/(IV)*100
(I)	(II)	(III)	(IV)	(V)	(VI)	(VII)	(VIII)	
(A)	Shareholding of Promoter and Promoter Group							
(1)	Indian							
(a)	Individuals / Hindu Undivided Family	0	0	0	0	0		
(b)	Central Government / State Government(s)	0	0	0	0	0		
(c)	Bodies Corporate	1	683	683	0.00	0.00	0	0.00
(d)	Financial Institutions/ Banks	0	0	0	0	0		
(e)	Any Other (specify)	0	0	0	0	0		
	Sub-Total (A) (1)	1	683	683	0.00	0.00	0	0.00
(2)	Foreign							
(a)	Individuals (Non-Resident Individuals/ Foreign Individuals)	0	0	0	0	0		
(b)	Bodies Corporate	1	141,372,000	141,372,000	51.00	51.00	0	0.00
(c)	Institutions	0	0	0	0	0		
(d)	Qualified Foreign Investor	0	0	0	0	0	0	0
(e)	Any Other (specify)	0	0	0	0	0		
	Sub-Total (A) (2)	1	141,372,000	141,372,000	51.00	51.00	0	0.00
	Total Shareholding of Promoter and Promoter Group (A) = (A) (1) + (A) (2)	2	141,372, 683	141,372, 683	51.00	51.00	0	0.00



Category Code	Category of Shareholder	Number of Shareholders	Total number of Shares	Number of shares held in dematerialized form	Total shareholding as a percentage of total number of shares		Shares Pledged or otherwise encumbered	
					As a percentage of (A+B)	As a percentage of (A+B+C)	No. of Shares	As a percentage (IX) = (VIII)/ (IV)*100
(I)	(II)	(III)	(IV)	(V)	(VI)	(VII)	(VIII)	
(B)	Public Shareholding						NA	NA
(1)	Institutions						NA	NA
(a)	Mutual Funds / UTI	196	29,463,845	29,456,895	10.63	10.63		
(b)	Financial Institutions / Banks	16	234,705	221,810	0.08	0.08		
(c)	Central Government / State Government(s)	0	0	0	0	0		
(d)	Venture Capital Funds	0	0	0	0	0		
(e)	Insurance Companies	5	18,267,492	18,267,492	6.59	6.59		
(f)	Foreign Institutional Investors	204	49,930,327	49,924,692	18.01	18.01		
(g)	Foreign Venture Capital Investors	0	0	0	0	0		
(h)	Qualified Foreign Investor	0	0	0	0	0		
(i)	Any Other (specify)	0	0	0	0	0		
	Sub-Total (B) (1)	421	97,896,369	97,870,889	35.31	35.31		
(2)	Non-institutions						NA	NA
(a)	Bodies Corporate	1,021	10,037,064	9,802,429	3.62	3.62		
(b)	Individuals –							
	i. Individual Shareholders holding nominal share capital up to Rs. 1 lakh.	43,468	24,079,270	21,008,481	8.68	8.68		
	ii. Individual Shareholders holding nominal share capital in excess of Rs. 1 lakh.	25	2,307,548	2,164,958	0.83	0.83		



Category Code	Category of Shareholder	Number of Shareholders	Total number of Shares	Number of shares held in dematerialized form	Total shareholding as a percentage of total number of shares		Shares Pledged or otherwise encumbered	
					As a percentage of (A+B)	As a percentage of (A+B+C)	No. of Shares	As a percentage (IX) = (VIII)/ (IV)*100
(I)	(II)	(III)	(IV)	(V)	(VI)	(VII)	(VIII)	
(c)	Qualified Foreign Investor	0	0	0	0	0		
(d)	Any Other (specify)							
	i. Clearing Member	146	262,580	262,580	0.10	0.10		
	ii. Market Maker	13	4,556	4,556	0.00	0.00		
	iii. NRI- Repatriable	965	288,040	288,040	0.10	0.10		
	iv. NRI- Non-Repatriable	459	621,914	578,749	0.22	0.22		
	v. HUF	137	284,752	284,752	0.10	0.10		
	vi. Trusts	8	45,224	45,224	0.02	0.02		
	Sub-Total (B) (2)	46,242	37,930,948	34,439,769	13.68	13.68		
	Total Public Shareholding (B) = (B) (1) + (B) (2)	46,663	135,827,317	132,310,658	49.00	49.00	NA	NA
	TOTAL (A) + (B)	46,665	277,200,000	273,683,341	100.00	100.00		
(C)	Shares held by Custodians and against which Depository Receipts have been issued						NA	NA
(1)	Promoter and Promoter Group	0	0	0	0	0		
(2)	Public	0	0	0	0	0		
	Sub-Total (C)	0	0	0	0	0		
	GRAND TOTAL (A) + (B) + (C)	46,665	277,200,000	273,683,341	100.00	100.00		




(I) (b) Statement showing holding of securities (including shares, warrants, convertible securities) of persons belonging to the category “Promoter and Promoter Group”

Sr. No.	Name of the shareholder	Details of Shares held		Encumbered shares			Details of warrants		Details of convertible securities		Total shares (including underlying shares assuming full conversion of warrants and convertible securities) as a % of diluted share capital
		Number of Shares held	As a % of grand total (A)+(B)+(C)	No.	As a percentage	As a % of grand total (A)+(B)+(C) of sub-clause (1)(a)	Number of warrants held	As a % total number of warrants of the same class	No. of convertible securities held	As a % total no. of convertible securities of the same class	
(I)	(II)	(III)	(IV)	(V)	(VI)= (V) / (III)* 100	(VII)	(VIII)	(IX)	(X)	(XI)	(XII)
1	Kirloskar Industries Limited	683	0.00	0	0.00	0.00	0	0	0	0	0
2	Cummins Inc.	141,372,000	51.00	0	0.00	0.00	0	0	0	0	51.00
	TOTAL	141,372,683	51.00	0	0.00	0.00	0	0	0	0	51.00




(I) (c) (i) Statement showing holding of securities (including shares, warrants, convertible securities) of persons belonging to the category “Public” and holding more than 1% of the total number of shares

Sr. No.	Name of the shareholder	Number of shares held	Shares as a percentage of total number of shares. (i.e. Grand Total (A) + (B) + (C) indicated in Statement at para (I) (a) above)	Details of warrants		Details of convertible securities		Total shares (including underlying shares assuming full conversion of warrants and convertible securities) as a % of diluted share capital
				Number of warrants held	As a % total number of warrants of the same class	No. of convertible securities held	% w.r.t. total no. of convertible securities of the same class	
1	Life Insurance Corporation of India	15,128,435	5.46	0	0	0	0	5.46
2	Reliance Capital Trustee Co. Ltd.	9,548,136	3.44	0	0	0	0	3.44
3	Franklin Templeton Investment Funds	5,872,545	2.12	0	0	0	0	2.12
4	Birla Sun Life Trustee Co. Pvt. Ltd.	5,377,651	1.94	0	0	0	0	1.94




Sr. No.	Name of the shareholder	Number of shares held	Shares as a percentage of total number of shares. (i.e. Grand Total (A) + (B) + (C) indicated in Statement at para (I) (a) above)	Details of warrants		Details of convertible securities		Total shares (including underlying shares assuming full conversion of warrants and convertible securities) as a % of diluted share capital
				Number of warrants held	As a % total number of warrants of the same class	No. of convertible securities held	% w.r.t. total no. of convertible securities of the same class	
5	Pinebridge Investments Asia Limited	3,349,509	1.21	0	0	0	0	1.21
6	UTI Mutual Fund	2,908,403	1.05	0	0	0	0	1.05
7	General Insurance Corporation of India	2,900,000	1.05	0	0	0	0	1.05
	TOTAL	45,084,679	16.26	0	0	0	0	16.26



(I) (c) (ii) Statement showing holding of securities (including shares, warrants, convertible securities) of persons (together with PAC) belonging to the category “Public” and holding more than 5% of the total number of shares of the company

Sr. No.	Name(s) of the shareholder(s) and the Persons Acting in Concert (PAC) with them	Number of shares	Shares as a percentage of total number of shares. (i.e. Grand Total (A) + (B) + (C) indicated in Statement at para (I) (a) above)	Details of warrants		Details of convertible securities		Total shares (including underlying shares assuming full conversion of warrants and convertible securities) as a % of diluted share capital
				Number of warrants	As a % total number of warrants of the same class	No. of convertible securities held	% w.r.t. total no. of convertible securities of the same class	
1	Life Insurance Corporation of India	15,128,435	5.46	0	0	0	0	5.46
	TOTAL	15,128,435	5.46	0	0	0	0	5.46



(I) (d) Statement showing details of locked-in shares : NIL

(II) (a) Statement showing details of Depository Receipts (DRs) :

The Company has not issued Depository Receipts.

(II) (b) Statement showing holding of Depository Receipts (DRs), where underlying shares held by 'promoter / promoter group' are in excess of 1% of the total number of shares

The Company has not issued Depository Receipts.

