

Introductory sub-table (I)(a)

Name of the Company: COMPUCOM SOFTWARE LIMITED			
Scrip Code, Name of the scrip, class of security: BSE-532339/ EQUITY			
Quarter ended: 31-MARCH-2015			
Partly paid-up shares:-		No. of partly paid-up shares	As a % of total no. of partly paid-up shares
			As a % of total no. of shares of the company
Held by promoter/promoter group	NA	NA	NA
Held by public	NA	NA	NA
Total	NA	NA	NA
Outstanding convertible securities:-		No. of outstanding securities	As a % of total no. of outstanding convertible securities
			As a % of total no. of shares of the company, assuming full conversion of the convertible securities
Held by promoter/promoter group	NA	NA	NA
Held by public	NA	NA	NA
Total	NA	NA	NA
Warrants:-		No. of warrants	As a % of total no. of warrants
			As a % of total no. of shares of the company, assuming full conversion of warrants
Held by promoter/promoter group		0	0
Held by public		0	0
Total		0	0
Total paid-up capital of the company, assuming full conversion of warrants and convertible securities		79125188	

For Compucom Software Ltd

Swatiya
Company Secretary

Statement Showing Shareholding Pattern

		Table (I)(a)			Total shareholding as a percentage of total number of shares		Shares Pledged or otherwise encumbered	
Category code	Category of Shareholder	Number of Shareholders	Total number of shares	Number of shares held in dematerialized form				
					(VI)	(VII)	(VIII)	(IX) = (VIII)/(IV)*100
(I)	(II)	(III)	(IV)	(V)	(VI)	(VII)	(VIII)	(IX) = (VIII)/(IV)*100
(A)	Shareholding of Promoter and Promoter Group							
1	Indian							
(a)	Individuals/ Hindu Undivided Family							
		3	3028150	3028150	3.83	3.83	0	0.00
(b)	Central Government/ State Government(s)	0	0	0	0.00	0.00	0	0.00
(c)	Bodies Corporate	4	54564952	54564952	68.96	68.96	0	0.00
(d)	Financial Institutions/ Banks	0	0	0	0.00	0.00	0	0.00
(e)	Any Others(Specify)							
(e-i)	Trust	0	0	0	0.00	0.00	0	0.00
(e-ii)	Society	0	0	0	0.00	0.00	0	0.00
(e-iii)	Educational Institutions	0	0	0	0.00	0.00	0	0.00
	Sub Total(A)(1)	7	57593102	57593102	72.79	72.79	0	0.00
2	Foreign							
a	Individuals (Non-Residents Individuals/ Foreign Individuals)	0	0	0	0.00	0.00	0	0.00
b	Bodies Corporate	0	0	0	0.00	0.00	0	0.00
c	Institutions	0	0	0	0.00	0.00	0	0.00
d	Qualified Foreign Investor	0	0	0	0.00	0.00	0	0.00
e	Any Others(Specify)	0	0	0	0.00	0.00	0	0.00
	Sub Total(A)(2)	0	0	0	0.00	0.00	0	0.00

For Computer Software Ltd

Swati
Company Secretary

	Total Shareholding of Promoter and Promoter Group (A)= (A)(1)+(A)(2)	7	57593102	57593102	72.79	72.79	0	0.00
							NA	NA
(B)	Public shareholding						NA	NA
1	Institutions							
(a)	Mutual Funds/ UTI	0	0	0	0.00	0.00		
(b)	Financial Institutions/ Banks	1	10500	0	0.01	0.01		
(c)	Central Government/ State Government(s)	0	0	0	0.00	0.00		
(d)	Venture Capital Funds	0	0	0	0.00	0.00		
(e)	Insurance Companies	0	0	0	0.00	0.00		
(f)	Foreign Institutional Investors	0	0	0	0.00	0.00		
(g)	Foreign Venture Capital Investors	0	0	0	0.00	0.00		
(h)	Qualified Foreign Investor	0	0	0	0.00	0.00		
(i)	Any Other (specify)	0	0	0	0.00	0.00		
	Sub-Total (B)(1)	1	10500	0	0.01	0.01		
							NA	NA
B 2	Non-institutions							
(a)	Bodies Corporate	311	2236444	2214929	2.83	2.83		
(b)	Individuals							
I	Individuals -i. Individual shareholders holding nominal share capital up to Rs 1 lakh	8151	12186715	11488225	15.40	15.40		
II	ii. Individual shareholders holding nominal share capital in excess of Rs. 1 lakh.	27	2764483	2764483	3.49	3.49		
(c)	Qualified Foreign Investor	0	0	0	0.00	0.00		
(d)	Any Other (specify)							
(d-i)	Trust & Foundation	2	2813679	2813679	3.56	3.56		
(d-ii)	Cooperative Societies	0	0	0	0.00	0.00		
(d-iii)	Educational Institutions	0	0	0	0.00	0.00		
(d-iv)	Non resident Individual	116	785265	412515	0.99	0.99		
(d-v)	Foreign companies	3	735000	0	0.93	0.93		
(d-vi)	OCB	0	0	0	0.00	0.00		

For Compucom Software Ltd
Smita
 Company Secretary

(B)	Total Public Shareholding (B)= (B)(1)+(B)(2)	8611	21532086	19693831	27.21	27.21		
	TOTAL (A)+(B)	8618	79125188	77286933	100.00	100.00	0	0.00
(C)	Shares held by Custodians and against which Depository Receipts have been issued							
1	Promoter and Promoter Group	0	0	0	0	0.00		
2	Public	0	0	0	0	0.00		
	Sub-Total (C)	0	0	0		0	0	
	GRAND TOTAL (A)+(B)+(C)	8618	79125188	77286933	100	100.00	0	0.00

For Computcom Software Limited
Swati Jain
 Company Secretary

(D)(b) Statement showing holding of securities (including shares, warrants, convertible securities) of persons belonging to the category "Promoter and Promoter Group"

Sr.	Name of the shareholder	Details of Shares held		Encumbered shares (*)			Details of warrants		Details of convertible securities		Total shares (including underlying shares assuming full conversion of warrants and convertible securities) as a % of diluted share capital	
		Number of shares held	As a % of grand total (A)+(B)+(C)	No.	As a percentage	As a % of grand total (A)+(B)+(C) of sub-clause (I)(a)	Number of warrants held	As a % of total number of warrants of the same class	Number of convertible securities held	As a % of total number of convertible securities of the same class		
No.	(I)	(II)	(III)	(IV)	(V)	(VI)=(V)/(III)*100	(VII)	(VIII)	(IX)	(X)	(XI)	(XII)
1	SAMBHAV INFOTECH PRIVATE LIMITED	19897444	25.1468	0	0.00	0.00	NIL	NIL	NIL	NIL	NIL	NIL
2	RISHAB INFOTECH PRIVATE LIMITED	18468650	23.3411	0	0.00	0.00	NIL	NIL	NIL	NIL	NIL	NIL
3	COMPUCOM TECHNOLOGIES PVT LTD	16198858	20.473	0	0.00	0.00	NIL	NIL	NIL	NIL	NIL	NIL
4	SURENDRA KUMAR SURANA	2070300	2.6165	0	0.00	0.00	NIL	NIL	NIL	NIL	NIL	NIL
5	AJAY KUMAR SURANA	775500	0.9801	0	0.00	0.00	NIL	NIL	NIL	NIL	NIL	NIL
6	SHUBH KARAN SURANA	182350	0.2305	0	0.00	0.00	NIL	NIL	NIL	NIL	NIL	NIL
TOTAL		57593102	72.7873	0	0.00	0.00	NIL	NIL	NIL	NIL	NIL	NIL

(*) The term "encumbrance" has the same meaning as assigned to it in regulation 28(3) of the SAST Regulations, 2011

For Compucom Software
Suresh
 Company Secretary


(I)(c)(i) Statement showing holding of securities (including shares, warrants, convertible securities) of persons belonging to the category "Public" and holding more than 1% of the total number of shares

Sr. No.	Name of the shareholder	Number of shares held	Shares as a percentage of total number of shares {i.e., Grand Total (A)+(B)+(C) indicated in Statement at para (I)(a) above}	Details of warrants		Details of convertible securities		Total shares (including underlying shares assuming full conversion of warrants and convertible securities) as a % of diluted share capital
				Number of warrants held	As a % of total number of warrants of the same class	Number of convertible securities held	% w.r.t total number of convertible securities of the	
1	COMPUCOM SOFTWARE LTD EMPLOYEES WELFARE TRUST	2585566	3.27	NIL	NIL	NIL	NIL	NIL
TOTAL		2585566	3.27	NIL	NIL	NIL	NIL	NIL

For Compucom Software Ltd
Swatiyan
 Company Secretary


(I)(c)(ii) Statement showing holding of securities (including shares, warrants, convertible securities) of persons (together with PAC) belonging to the category "Public" and holding more than 5% of the total number of shares of the company

Sr. No.	Name(s) of the shareholder(s) and the Persons Acting in Concert (PAC) with them	Number of shares	Shares as a percentage of total number of shares {i.e., Grand Total (A)+(B)+(C) indicated in Statement at para (I)(a) above}	Details of warrants		Details of convertible securities		Total shares (including underlying shares assuming full conversion of warrants and convertible securities) as a % of diluted share capital
				Number of warrants	As a % total number of warrants of the same class	Number of convertible securities held	% w.r.t total number of convertible securities of the same class	
TOTAL		NIL	NIL	NIL	NIL	NIL	NIL	NIL

For Compucom Software Ltd

 Company Secretary


(I)(d) Statement showing details of locked-in shares

Sr. No.	Name of the shareholder	Number of locked-in shares	Locked-in shares as a percentage of total number of shares {i.e., Grand Total (A)+(B)+(C) indicated in Statement at para (I)(a) above}
1	NIL	NIL	NIL
TOTAL		NIL	NIL

For Compucom Software Ltd

Company Secretary

(II)(a) Statement showing details of Depository Receipts (DRs)

Sr. No.	Type of outstanding DR (ADRs, GDRs, SDRs, etc.)	Number of outstanding DRs	Number of shares underlying outstanding DRs	Shares underlying outstanding DRs as a percentage of total number of shares {i.e., Grand Total (A)+(B)+(C) indicated in Statement at para (I)(a) above}
1	NIL	NIL	NIL	NIL
TOTAL		NIL	NIL	NIL

For Commision Software Ltd

Company Secretary

(II)(b) Statement showing holding of Depository Receipts (DRs), where underlying shares held by "promoter/promoter group" are in excess of 1% of the total number of shares

Sr. No.	Name of the DR Holder	Type of outstanding DR (ADRs, GDRs, SDRs, etc.)	Number of shares underlying outstanding DRs	Shares underlying outstanding DRs as a percentage of total number of shares {i.e., Grand Total (A)+(B)+(C) indicated in Statement at para (I)(a) above}
1	NIL	NIL	NIL	NIL
			NIL	NIL
TOTAL				

For Computer *[Signature]* Ltd
 Company Secretary