

Name of the Company : CIPLA LIMITED			
Scrip Code : BSE - 500087- NSE - CIPLA EQ, Scrip Name : CIPLA, Class of Security : EQUITY			
Quarter Ended: 31st March 2015			
Partly paid-up shares:-	No. of partly paid-up shares	As a % of total no. of partly paid-up shares	As a % of total no. of shares of the company
Held by promoter/promoter group			
Held by public		Not Applicable	
Total			
Outstanding convertible securities:-	No. of outstanding securities	As a % of total no. of outstanding convertible securities	As a % of total no. of shares of the company, assuming full conversion of the convertible securities
Held by promoter/promoter group			
Held by public			
Total			
Warrants:-	No. of warrants	As a % of total no. of warrants	As a % of total no. of shares of the company, assuming full conversion of warrants
Held by promoter/promoter group			
Held by public		Not Applicable	
Total			
Total paid-up capital of the company, assuming full conversion of warrants and convertible securities			
			802960440




Statement Showing Shareholding Pattern

Table (I)(a)


Category code	Category of Shareholder	Number of Shareholders	Total number of shares	Number of shares held in dematerialized form	Total shareholding as a percentage of total number of shares		Shares Pledged or otherwise encumbered	
					As a percentage of (A+B) ¹	As a percentage of (A+B+C)	Number of shares	As a percentage
(I)	(II)	(III)	(IV)	(V)	(VI)	(VII)	(VIII)	(IX)= (VIII)/(IV)*100
(A)	Shareholding of Promoter and Promoter Group²							
1	Indian							
(a)	Individuals / Hindu Undivided Family	11	111781000	111781000	14.23	13.92	NIL	NIL
(b)	Central Government / State Government(s)	-	-	-	-	-		
(c)	Bodies Corporate	5	6022791	6022791	0.77	0.75	NIL	NIL
(d)	Financial Institutions / Banks	-	-	-	-	-		
(e)	Any Others (specify)	-	-	-	-	-		
	Sub Total (A)(1)	16	117803791	117803791	15.00	14.67	NIL	NIL
2	Foreign							
(a)	Individuals (Non-Residents Individuals / Foreign Individuals)	7	177682187	177682187	22.62	22.13	NIL	NIL
(b)	Bodies Corporate	-	-	-	-	-		
(c)	Institutions	-	-	-	-	-		
(d)	Qualified Foreign Investors	-	-	-	-	-		
(e)	Any Others (specify)	-	-	-	-	-		
	Sub Total (A)(2)	7	177682187	177682187	22.62	22.13	NIL	NIL
	Total Shareholding of Promoter and Promoter Group (A)=(A)(1)+(A)(2)	23	295485978	295485978	37.62	36.80	NIL	NIL



(B)	Public shareholding						N. A.	N. A.
1	Institutions						N. A.	N. A.
(a)	Mutual Funds / UTI	219	30823665	30823665	3.92	3.84		
(b)	Financial Institutions / Banks	37	1571507	1554907	0.20	0.20		
(c)	Central Government / State Government(s)	-	-	-	-	-		
(d)	Venture Capital Funds	-	-	-	-	-		
(e)	Insurance Companies	36	45950769	45950769	5.85	5.72		
(f)	Foreign Institutional Investors	362	161846469	161846469	20.61	20.16		
(g)	Foreign Venture Capital Investors	-	-	-	-	-		
(h)	Qualified Foreign Investors	-	-	-	-	-		
(i)	Any Other (specify)	-	-	-	-	-		
(i-i)	Foreign Portfolio Investors	73	42324517	42324517	5.39	5.27		
	Sub-Total (B)(1)	727	282516927	282500327	35.97	35.18		
2	Non-institutions						N. A.	N. A.
(a)	Bodies Corporate	1764	31819249	31558192	4.05	3.96		
(b)	Individuals							
I	i. Individual shareholders holding nominal share capital up to Rs. 1 lakh	157086	51412157	46917123	6.55	6.40		
II	ii. Individual shareholders holding nominal share capital in excess of Rs. 1 lakh.	390	93718038	59416064	11.93	11.67		
(c)	Qualified Foreign Investor	-	-	-	-	-		
(d)	Any Other (specify)							
(d-i)	Trusts	38	1395071	1395071	0.18	0.17		
(d-ii)	Foreign Bodies	3	157358	157358	0.02	0.02		
(d-iii)	Non-Resident Indians	3837	27837424	4820324	3.54	3.47		
(d-iv)	Clearing Members	201	1099418	1099418	0.14	0.14		
(d-v)	Overseas Corporate Bodies	1	375	375	0.00	0.00		
	Sub-Total (B)(2)	163320	207439090	145363925	26.41	25.83		
(B)	Total Public Shareholding (B)=(B)(1)+(B)(2)	164047	489956017	427864252	62.38	61.02	N. A.	N. A.
	TOTAL (A)+(B)	164070	785441995	723350230	100.00	97.82	NIL	NIL
(C)	Shares held by Custodians and against which Depository Receipts have been issued				N A		N. A.	N. A.
1	Promoter and Promoter Group	-	-	-	-	-		
2	Public	2	17518445	17518445	-	2.18		
	Sub-Total (C)	2	17518445	17518445	-	2.18		
	GRAND TOTAL (A)+(B)+(C)	164072	802960440	740868675		100.00	NIL	NIL
N. A. - Not Applicable								



Sr.No	Notes
1	177682187 Equity Shares held by NRI Director and NRI Relative of Directors is shown under Foreign Promoter Category
2	Shareholding of Non-promoter Executive Director and his relative is shown under Public Shareholding Category



(1)(b) Statement showing holding of securities (including shares, warrants, convertible securities) of persons belonging to the category "Promoter and Promoter Group"


Sr. No.	Name of the shareholder	Details of Shares held		Encumbered shares (*)			Details of warrants		Details of convertible securities		Total shares (including underlying shares assuming full conversion of warrants and convertible securities) as a % of diluted share capital
		Number of shares held	As a % of grand total (A)+(B) +(C)	No.	As a percentage	As a % of grand total (A)+(B)+(C) of sub-clause (1)(a)	Number of warrants held	As a % total number of warrants of the same class	Number of convertible securities held	As a % total number of convertible securities of the same class	
(I)	(II)	(III)	(IV)	(V)	(VI)=(V)/(III)*100	(VII)	(VIII)	(IX)	(X)	(XI)	(XII)
1	Dr. Yusuf K. Hamied	116929500	14.56	NIL	NIL	NIL	NIL	NIL	NIL	NIL	14.56
2	Dr. Yusuf K. Hamied	7770750	0.97	NIL	NIL	NIL	NIL	NIL	NIL	NIL	0.97
3	Dr. Yusuf K. Hamied	127500	0.02	NIL	NIL	NIL	NIL	NIL	NIL	NIL	0.02
4	Mustafa K. Hamied	32854500	4.09	NIL	NIL	NIL	NIL	NIL	NIL	NIL	4.09
5	Mustafa K. Hamied	6835500	0.85	NIL	NIL	NIL	NIL	NIL	NIL	NIL	0.85
6	Farida Hamied	41914937	5.22	NIL	NIL	NIL	NIL	NIL	NIL	NIL	5.22
7	Sophie Ahmed	15471000	1.93	NIL	NIL	NIL	NIL	NIL	NIL	NIL	1.93
8	Sophie Ahmed	15471000	1.93	NIL	NIL	NIL	NIL	NIL	NIL	NIL	1.93
9	Sophie Ahmed	11322250	1.41	NIL	NIL	NIL	NIL	NIL	NIL	NIL	1.41
10	Sophie Ahmed	3717750	0.46	NIL	NIL	NIL	NIL	NIL	NIL	NIL	0.46
11	Shirin Hamied	6363000	0.79	NIL	NIL	NIL	NIL	NIL	NIL	NIL	0.79
12	Kamil Hamied	6354000	0.79	NIL	NIL	NIL	NIL	NIL	NIL	NIL	0.79
13	Kamil Hamied	4495500	0.56	NIL	NIL	NIL	NIL	NIL	NIL	NIL	0.56
14	Kamil Hamied	90000	0.01	NIL	NIL	NIL	NIL	NIL	NIL	NIL	0.01
15	Samina Vaziralli	5481000	0.68	NIL	NIL	NIL	NIL	NIL	NIL	NIL	0.68
16	Samina Vaziralli	4378500	0.55	NIL	NIL	NIL	NIL	NIL	NIL	NIL	0.55
17	Rumana Hamied	5472000	0.68	NIL	NIL	NIL	NIL	NIL	NIL	NIL	0.68
18	Rumana Hamied	4414500	0.55	NIL	NIL	NIL	NIL	NIL	NIL	NIL	0.55
19	MN Rajkumar Garments LLP	2601852	0.32	NIL	NIL	NIL	NIL	NIL	NIL	NIL	0.32
20	Shree Riddhi Chemicals LLP	2434970	0.30	NIL	NIL	NIL	NIL	NIL	NIL	NIL	0.30
21	Alps Remedies Pvt. Ltd.	492985	0.06	NIL	NIL	NIL	NIL	NIL	NIL	NIL	0.06
22	Hamsons Laboratories LLP	492602	0.06	NIL	NIL	NIL	NIL	NIL	NIL	NIL	0.06
23	Neo Research Labs Pvt. Ltd.	382	0.00	NIL	NIL	NIL	NIL	NIL	NIL	NIL	0.00
	TOTAL	295485978	36.80								36.80

(*) The term "encumbrance" has the same meaning as assigned to it in regulation 28(3) of the SAST Regulations, 2011



(I)(c)(i) Statement showing holding of securities (including shares, warrants, convertible securities) of persons belonging to the category "Public" and holding more than 1% of the total number of shares

Sr. No.	Name of the shareholder	Number of shares held	Shares as a percentage of total number of shares (i.e., Grand Total (A)+(B)+(C) indicated in Statement at para 1(a) above)	Details of warrants		Details of convertible securities		Total shares (including underlying shares assuming full conversion of warrants and convertible securities) as a % of diluted share capital
				Number of warrants held	As a % total number of warrants of the same class	Number of convertible securities held	% w.r.t total number of convertible securities of the same class	
1	Life Insurance Corporation of India	44213904	5.51	NIL	NIL	NIL	NIL	5.51
2	Oppenheimer Developing Markets Fund	18613261	2.32	NIL	NIL	NIL	NIL	2.32
3	Virtus Emerging Markets Opportunities Fund	13185787	1.64	NIL	NIL	NIL	NIL	1.64
4	Vontobel India Fund	10663285	1.33	NIL	NIL	NIL	NIL	1.33
5	Vontobel Fund - Emerging Markets Equity	8180575	1.02	NIL	NIL	NIL	NIL	1.02
TOTAL		94856812	11.81					11.81



(I)(c)(ii) Statement showing holding of securities (including shares, warrants, convertible securities) of persons (together with PAC) belonging to the category "Public" and holding more than 5% of the total number of shares of the company

Sr. No.	Name(s) of the shareholder(s) and the Persons Acting in Concert (PAC) with them	Number of shares	Shares as a percentage of total number of shares (i.e., Grand Total (A)+(B)+(C) indicated in Statement at para (I)(a) above)	Details of warrants		Details of convertible securities		Total shares (including underlying shares assuming full conversion of warrants and convertible securities) as a % of diluted share capital
				Number of warrants	As a % total number of warrants of the same class	Number of convertible securities held	% w.r.t total number of convertible securities of the same class	
1	Life Insurance Corporation of India	44213904	5.51	NIL	NIL	NIL	NIL	5.51
TOTAL		44213904	5.51					5.51




(I)(d) Statement showing details of locked-in shares

Sr. No.	Name of the shareholder	Number of locked-in shares	Locked-in shares as a percentage of total number of shares {i.e., Grand Total (A)+(B)+(C) indicated in Statement at para (I)(a) above}
Not Applicable			
TOTAL			



(II)(a) Statement showing details of Depository Receipts (DRs)

Sr. No.	Type of outstanding DR (ADRs, GDRs, SDRs, etc.)	Number of outstanding DRs	Number of shares underlying outstanding DRs	Shares underlying outstanding DRs as a percentage of total number of shares {i.e., Grand Total (A)+(B)+(C) indicated in Statement at para (I)(a) above}
1	GDR	17518445	17518445	2.18
TOTAL		17518445	17518445	2.18



(II)(b) Statement showing holding of Depository Receipts (DRs), where underlying shares held by "promoter/promoter group" are in excess of 1% of the total number of shares

Sr. No.	Name of the DR Holder	Type of outstanding DR (ADRs, GDRs, SDRs, etc.)	Number of shares underlying outstanding DRs	Shares underlying outstanding DRs as a percentage of total number of shares {i.e., Grand Total (A)+(B)+(C) indicated in Statement at para (I)(a) above}
Not Applicable				

