


Name of the Company : CIPLA LIMITED			
Scrip Code : BSE - 500087- NSE - CIPLA EQ, Scrip Name : CIPLA, Class of Security : EQUITY			
Quarter Ended: 30th June 2014			
<b>Partly paid-up shares:-</b>	<b>No. of partly paid-up shares</b>	<b>As a % of total no. of partly paid-up shares</b>	<b>As a % of total no. of shares of the company</b>
Held by promoter/promoter group			
Held by public		Not Applicable	
<b>Total</b>			
<b>Outstanding convertible securities:-</b>	<b>No. of outstanding securities</b>	<b>As a % of total no. of outstanding convertible securities</b>	<b>As a % of total no. of shares of the company, assuming full conversion of the convertible securities</b>
Held by promoter/promoter group			
Held by public			
<b>Total</b>			
<b>Warrants:-</b>	<b>No. of warrants</b>	<b>As a % of total no. of warrants</b>	<b>As a % of total no. of shares of the company, assuming full conversion of warrants</b>
Held by promoter/promoter group			
Held by public		Not Applicable	
<b>Total</b>			
<b>Total paid-up capital of the company, assuming full conversion of warrants and convertible securities</b>	<b>802921357</b>		

*M. A. Saugh*



**Statement Showing Shareholding Pattern**

**Table (I)(a)**

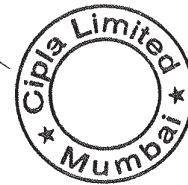
Category code	Category of Shareholder	Number of Shareholders	Total number of shares	Number of shares held in dematerialized form	Total shareholding as a percentage of total number of shares		Shares Pledged or otherwise encumbered	
					As a percentage of (A+B) <sup>1</sup>	As a percentage of (A+B+C)	Number of shares	As a percentage
(I)	(II)	(III)	(IV)	(V)	(VI)	(VII)	(VIII)	(IX)= (VIII)/(IV)*100
(A)	<b>Shareholding of Promoter and Promoter Group<sup>2</sup></b>							
1	<b>Indian</b>							
(a)	Individuals / Hindu Undivided Family	14	122720500	122720500	15.46	15.28	NIL	NIL
(b)	Central Government / State Government(s)	-	-	-	-	-		
(c)	Bodies Corporate	5	6022791	6022791	0.76	0.75	NIL	NIL
(d)	Financial Institutions / Banks	-	-	-	-	-		
(e)	Any Others (specify)	-	-	-	-	-		
	<b>Sub Total (A)(1)</b>	<b>19</b>	<b>128743291</b>	<b>128743291</b>	<b>16.21</b>	<b>16.03</b>	<b>NIL</b>	<b>NIL</b>
2	<b>Foreign</b>							
(a)	Individuals (Non-Residents Individuals / Foreign Individuals)	4	166742687	166742687	21.00	20.77	NIL	NIL
(b)	Bodies Corporate	-	-	-	-	-		
(c)	Institutions	-	-	-	-	-		
(d)	Qualified Foreign Investors	-	-	-	-	-		
(e)	Any Others (specify)	-	-	-	-	-		
	<b>Sub Total (A)(2)</b>	<b>4</b>	<b>166742687</b>	<b>166742687</b>	<b>21.00</b>	<b>20.77</b>	<b>NIL</b>	<b>NIL</b>
	<b>Total Shareholding of Promoter and Promoter Group (A)=(A)(1)+(A)(2)</b>	<b>23</b>	<b>295485978</b>	<b>295485978</b>	<b>37.22</b>	<b>36.80</b>	<b>NIL</b>	<b>NIL</b>




(B)	Public shareholding						N. A.	N. A.
1	Institutions						N. A.	N. A.
(a)	Mutual Funds / UTI	181	33772001	33772001	4.25	4.21		
(b)	Financial Institutions / Banks	41	2146712	2072612	0.27	0.27		
(c)	Central Government / State Government(s)	-	-	-	-	-		
(d)	Venture Capital Funds	-	-	-	-	-		
(e)	Insurance Companies	43	61772362	61772362	7.78	7.69		
(f)	Foreign Institutional Investors	368	190190557	190190557	23.95	23.69		
(g)	Foreign Venture Capital Investors	-	-	-	-	-		
(h)	Qualified Foreign Investors	-	-	-	-	-		
(i)	Any Other (specify)	-	-	-	-	-		
	Sub-Total (B)(1)	633	287881632	287807532	36.26	35.85		
2	Non-institutions						N. A.	N. A.
(a)	Bodies Corporate	1778	29180988	28919931	3.68	3.63		
(b)	Individuals							
I	i. Individual shareholders holding nominal share capital up to Rs. 1 lakh	154183	52432556	47682519	6.60	6.53		
II	ii. Individual shareholders holding nominal share capital in excess of Rs. 1 lakh.	399	99110556	60891882	12.48	12.34		
(c)	Qualified Foreign Investors	-	-	-	-	-		
(d)	Any Other (specify)							
(d-i)	Trusts	41	1376393	1376393	0.17	0.17		
(d-ii)	Foreign Bodies	4	143297	143297	0.02	0.02		
(d-iii)	Non-Resident Indians	3575	27502709	4873809	3.46	3.43		
(d-iv)	Clearing Members	526	881792	881792	0.11	0.11		
(d-v)	Foreign Nationals	1	100	100	0.00	0.00		
(d-vi)	Overseas Corporate Bodies	1	375	375	0.00	0.00		
	Sub-Total (B)(2)	160508	210628766	144770098	26.53	26.23		
(B)	Total Public Shareholding (B)=(B)(1)+(B)(2)	161141	498510398	432577630	62.78	62.09	N. A.	N. A.
	TOTAL (A)+(B)	161164	793996376	728063608	100.00	98.89	NIL	NIL
(C)	Shares held by Custodians and against which Depository Receipts have been issued				N A		N. A.	N. A.
1	Promoter and Promoter Group	-	-	-	-	-		
2	Public	2	8924981	8924981	-	1.11		
	Sub-Total (C)	2	8924981	8924981	-	1.11		
	GRAND TOTAL (A)+(B)+(C)	161166	802921357	736988589		100.00	NIL	NIL


N. A. - Not Applicable

*M. A. Sanghvi*



Sr.No	Notes
1	166742687 Equity Shares held by NRI Director and NRI Relative of Director is shown under Foreign Promoter Category
2	Shareholding of Non-promoter Executive Director, Non-Executive/ Independent Director and their relatives is shown under Public Shareholding Category

*A. A. Sanghvi*




(I)(b) Statement showing holding of securities (including shares, warrants, convertible securities) of persons belonging to the category "Promoter and Promoter Group"

Sr. No.	Name of the shareholder	Details of Shares held		Encumbered shares (*)			Details of warrants		Details of convertible securities		Total shares (including underlying shares assuming full conversion of warrants and convertible securities) as a % of diluted share capital
		Number of shares held	As a % of grand total (A)+(B)+(C)	No.	As a percentage	As a % of grand total (A)+(B)+(C) of sub-clause (I)(a)	Number of warrants held	As a % total number of warrants of the same class	Number of convertible securities held	As a % total number of convertible securities of the same class	
(i)	(ii)	(iii)	(iv)	(v)	(vi)=(v)/(iii)*100	(vii)	(viii)	(ix)	(x)	(xi)	(xii)
1	Dr. Y. K. Hamied	116929500	14.56	NIL	NIL	NIL	NIL	NIL	NIL	NIL	14.56
2	Dr. Y. K. Hamied	7770750	0.97	NIL	NIL	NIL	NIL	NIL	NIL	NIL	0.97
3	Dr. Y. K. Hamied	127500	0.02	NIL	NIL	NIL	NIL	NIL	NIL	NIL	0.02
4	M. K. Hamied	32854500	4.09	NIL	NIL	NIL	NIL	NIL	NIL	NIL	4.09
5	M. K. Hamied	6835500	0.85	NIL	NIL	NIL	NIL	NIL	NIL	NIL	0.85
6	Farida Hamied	41914937	5.22	NIL	NIL	NIL	NIL	NIL	NIL	NIL	5.22
7	Sophie Ahmed	15471000	1.93	NIL	NIL	NIL	NIL	NIL	NIL	NIL	1.93
8	Sophie Ahmed	15471000	1.93	NIL	NIL	NIL	NIL	NIL	NIL	NIL	1.93
9	Sophie Ahmed	11322250	1.41	NIL	NIL	NIL	NIL	NIL	NIL	NIL	1.41
10	Sophie Ahmed	3717750	0.46	NIL	NIL	NIL	NIL	NIL	NIL	NIL	0.46
11	Shirin Hamied	6363000	0.79	NIL	NIL	NIL	NIL	NIL	NIL	NIL	0.79
12	Kamil Hamied	6354000	0.79	NIL	NIL	NIL	NIL	NIL	NIL	NIL	0.79
13	Kamil Hamied	4495500	0.56	NIL	NIL	NIL	NIL	NIL	NIL	NIL	0.56
14	Kamil Hamied	90000	0.01	NIL	NIL	NIL	NIL	NIL	NIL	NIL	0.01
15	Samina Hamied	5481000	0.68	NIL	NIL	NIL	NIL	NIL	NIL	NIL	0.68
16	Samina Hamied	4378500	0.55	NIL	NIL	NIL	NIL	NIL	NIL	NIL	0.55
17	Rumana Hamied	5472000	0.68	NIL	NIL	NIL	NIL	NIL	NIL	NIL	0.68
18	Rumana Hamied	4414500	0.55	NIL	NIL	NIL	NIL	NIL	NIL	NIL	0.55
19	MN Rajkumar Garments LLP	2601852	0.32	NIL	NIL	NIL	NIL	NIL	NIL	NIL	0.32
20	Shree Riddhi Chemicals LLP	2434970	0.30	NIL	NIL	NIL	NIL	NIL	NIL	NIL	0.30
21	Alps Remedies Pvt. Ltd.	492985	0.06	NIL	NIL	NIL	NIL	NIL	NIL	NIL	0.06
22	Hamsons Laboratories LLP	492602	0.06	NIL	NIL	NIL	NIL	NIL	NIL	NIL	0.06
23	Neo Research Labs Pvt. Ltd.	382	0.00	NIL	NIL	NIL	NIL	NIL	NIL	NIL	0.00
<b>TOTAL</b>		<b>295485978</b>	<b>36.80</b>								<b>36.80</b>

(\*) The term "encumbrance" has the same meaning as assigned to it in regulation 28(3) of the SAST Regulations, 2011


*N. A. Sanghvi*



(I)(c)(i) Statement showing holding of securities (including shares, warrants, convertible securities) of persons belonging to the category "Public" and holding more than 1% of the total number of shares

Sr. No.	Name of the shareholder	Number of shares held	Shares as a percentage of total number of shares {i.e., Grand Total (A)+(B)+(C) indicated in Statement at para 1(a) above}	Details of warrants		Details of convertible securities		Total shares (including underlying shares assuming full conversion of warrants and convertible securities) as a % of diluted share capital
				Number of warrants held	As a % total number of warrants of the same class	Number of convertible securities held	% w.r.t total number of convertible securities of the same class	
1	Life Insurance Corporation of India	59733411	7.44	NIL	NIL	NIL	NIL	7.44
2	Oppenheimer Developing Markets Fund	30788534	3.83	NIL	NIL	NIL	NIL	3.83
3	Virtus Emerging Markets Opportunities Fund	13185787	1.64	NIL	NIL	NIL	NIL	1.64
4	HFL Inc A/c Vontobel India Fund	8596897	1.07	NIL	NIL	NIL	NIL	1.07
5	Vontobel Fund A/c Vontobel Fund Emerging Markets Equity	8511275	1.06	NIL	NIL	NIL	NIL	1.06
<b>TOTAL</b>		<b>120815904</b>	<b>15.05</b>					<b>15.05</b>

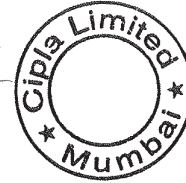
*J. A. Sanghi*



(1)(c)(ii) Statement showing holding of securities (including shares, warrants, convertible securities) of persons (together with PAC) belonging to the category "Public" and holding more than 5% of the total number of shares of the company

Sr. No.	Name(s) of the shareholder(s) and the Persons Acting in Concert (PAC) with them	Number of shares	Shares as a percentage of total number of shares {i.e., Grand Total (A)+(B)+(C) indicated in Statement at para (I)(a) above}	Details of warrants		Details of convertible securities		Total shares (including underlying shares assuming full conversion of warrants and convertible securities) as a % of diluted share capital
				Number of warrants	As a % total number of warrants of the same class	Number of convertible securities held	% w.r.t total number of convertible securities of the same class	
1	Life Insurance Corporation of India	59733411	7.44	NIL	NIL	NIL	NIL	7.44
<b>TOTAL</b>		<b>59733411</b>	<b>7.44</b>					<b>7.44</b>

*J. A. Sanghi*



(I)(d) Statement showing details of locked-in shares			
Sr. No.	Name of the shareholder	Number of locked-in shares	Locked-in shares as a percentage of total number of shares {i.e., Grand Total (A)+(B)+(C) indicated in Statement at para (I)(a) above}
Not Applicable			
<b>TOTAL</b>			

*M. A. Sanghi*

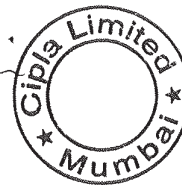




(II)(a) Statement showing details of Depository Receipts (DRs)

Sr. No.	Type of outstanding DR (ADRs, GDRs, SDRs, etc.)	Number of outstanding DRs	Number of shares underlying outstanding DRs	Shares underlying outstanding DRs as a percentage of total number of shares (i.e., Grand Total (A)+(B)+(C) indicated in Statement at para (I)(a) above)
1	GDR	8924981	8924981	1.11
<b>TOTAL</b>		<b>8924981</b>	<b>8924981</b>	<b>1.11</b>

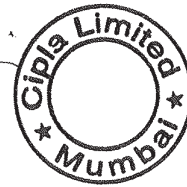
*N. A. Sanghvi*



(II)(b) Statement showing holding of Depository Receipts (DRs), where underlying shares held by "promoter/promoter group" are in excess of 1% of the total number of shares

Sr. No.	Name of the DR Holder	Type of outstanding DR (ADRs, GDRs, SDRs, etc.)	Number of shares underlying outstanding DRs	Shares underlying outstanding DRs as a percentage of total number of shares {i.e., Grand Total (A)+(B)+(C) indicated in Statement at para (I)(a) above}
Not Applicable				
<b>TOTAL</b>				

*M. A. Saughan*



(III) (a) Statement showing the voting pattern of shareholders, if more than one class of shares/securities is issued by the issuer.

(Give description of voting rights for each class of security.


Class X: Not Applicable

Class Y: Not Applicable

Class Z: ) Not Applicable

Category code	Category of shareholder	Number of Voting Rights held in each class of securities			Total Voting Rights (III+IV+V)	Total Voting Rights i.e. (VI)	
		Class X	Class Y	Class Z		As a percentage of (A+B)	As a percentage of (A+B+C)
(I)	(II)	(III)	(IV)	(V)	(VI)	(VII)	(VIII)
(A)	<b>Promoter and Promoter Group</b>						
1	<b>Indian</b>						
(a)	Individuals/ Hindu Undivided Family						
(b)	Central Government/ State Government(s)						
(c)	Bodies Corporate						
(d)	Financial Institutions/ Banks	Not Applicable					
(e)	Any Other (specify)						
	<b>Sub-Total (A)(1)</b>						
2	<b>Foreign</b>						
(a)	Individuals (Non-Resident Individuals/ Foreign Individuals)						
(b)	Bodies Corporate						
(c)	Institutions						
(d)	Any Other (specify)						
	<b>Sub-Total (A)(2)</b>						
	<b>Total Shareholding of Promoter and Promoter Group (A)= (A)(1)+(A)(2)</b>						

*M. A. Sanghvi*



<b>(B)</b>	<b>Public shareholding</b>						
<b>1</b>	<b>Institutions</b>						
(a)	Mutual Funds/UTI						
(b)	Financial Institutions/ Banks						
(c)	Central Government/ State Government(s)						
(d)	Venture Capital Funds						
(e)	Insurance Companies						
(f)	Foreign Institutional Investors						
(g)	Foreign Venture Capital Investors						
(h)	Any Other (specify)						
	<b>Sub-Total (B)(1)</b>						
<b>2</b>	<b>Non-institutions</b>						
(a)	Bodies Corporate	Not Applicable					
(b)	Individuals -						
	i. Individual shareholders holding nominal share capital up to Rs. 1 lakh.						
	ii. Individual shareholders holding nominal share capital in excess of Rs. 1 lakh.						
(c)	Any Other (specify)						
	<b>Sub-Total (B)(2)</b>						
	<b>Total Public Shareholding (B)= (B)(1)+(B)(2)</b>						
	<b>TOTAL (A)+(B)</b>						
(C)	Shares held by Custodians and against which Depository Receipts have been issued						
	<b>GRAND TOTAL (A)+(B)+(C)</b>						

*M. A. Saughani*

