



Cipla Ltd.

Registered Office :
Cipla House
Peninsula Business Park
Ganpatrao Kadam Marg
Lower Parel
Mumbai – 400 013
India

21st April, 2014

To,

(a) BSE Limited
Listing Department
Phiroze Jeejeebhoy Towers
Dalal Street
Mumbai - 400 001

(b) National Stock Exchange of India Limited
Listing Department
Exchange Plaza, Bandra Kurla Complex
Bandra (E)
Mumbai-400 051

Scrip Code: 500087

Scrip Code: CIPLA EQ

(c) Societe De La Bourse De Luxembourg
Societe Anonyme
11, av de la Porte-Neuve
L-2227 Luxembourg

Dear Sirs,

Re: Filing of Distribution of Shareholding for the quarter ended 31st March, 2014

Please find enclosed Distribution of Shareholding as per Clause 35 of the Listing Agreement for the quarter ended 31st March, 2014.

Kindly acknowledge the receipt.

Thank you,

Yours faithfully,
For Cipla Limited

Mital Sanghvi
Company Secretary

Encl.: as above


Name of the Company : CIPLA LIMITED			
Scrip Code : BSE - 500087- NSE - CIPLA EQ, Scrip Name : CIPLA, Class of Security : EQUITY			
Quarter Ended: 31st March 2014			
Partly paid-up shares:-	No. of partly paid-up shares	As a % of total no. of partly paid-up shares	As a % of total no. of shares of the company
Held by promoter/promoter group			
Held by public		Not Applicable	
Total			
Outstanding convertible securities:-	No. of outstanding securities	As a % of total no. of outstanding convertible securities	As a % of total no. of shares of the company, assuming full conversion of the convertible securities
Held by promoter/promoter group			
Held by public			
Total			
Warrants:-	No. of warrants	As a % of total no. of warrants	As a % of total no. of shares of the company, assuming full conversion of warrants
Held by promoter/promoter group			
Held by public		Not Applicable	
Total			
Total paid-up capital of the company, assuming full conversion of warrants and convertible securities	802921357		



Statement Showing Shareholding Pattern

Table (I)(a)

Category code	Category of Shareholder	Number of Shareholders	Total number of shares	Number of shares held in dematerialized form	Total shareholding as a percentage of total number of shares		Shares Pledged or otherwise encumbered	
					As a percentage of (A+B) ¹	As a percentage of (A+B+C)	Number of shares	As a percentage
(I)	(II)	(III)	(IV)	(V)	(VI)	(VII)	(VIII)	(IX)= (VIII)/(IV)*100
(A)	Shareholding of Promoter and Promoter Group²							
1	Indian							
(a)	Individuals / Hindu Undivided Family	14	122720500	122720500	15.45	15.28	NIL	NIL
(b)	Central Government / State Government(s)	-	-	-	-	-		
(c)	Bodies Corporate	5	6022791	6022791	0.76	0.75	NIL	NIL
(d)	Financial Institutions / Banks	-	-	-	-	-		
(e)	Any Others (specify)	-	-	-	-	-		
	Sub Total (A)(1)	19	128743291	128743291	16.21	16.03	NIL	NIL
2	Foreign							
(a)	Individuals (Non-Residents Individuals / Foreign Individuals)	4	166742687	166742687	21.00	20.77	NIL	NIL
(b)	Bodies Corporate	-	-	-	-	-		
(c)	Institutions	-	-	-	-	-		
(d)	Qualified Foreign Investors	-	-	-	-	-		
(e)	Any Others (specify)	-	-	-	-	-		
	Sub Total (A)(2)	4	166742687	166742687	21.00	20.77	NIL	NIL
	Total Shareholding of Promoter and Promoter Group (A)=(A)(1)+(A)(2)	23	295485978	295485978	37.21	36.80	NIL	NIL




(B)	Public shareholding						N. A.	N. A.
1	Institutions						N. A.	N. A.
(a)	Mutual Funds / UTI	198	35560020	35560020	4.48	4.43		
(b)	Financial Institutions / Banks	44	2152471	2078371	0.27	0.27		
(c)	Central Government / State Government(s)							
(d)	Venture Capital Funds	-	-	-	-	-		
(e)	Insurance Companies	43	54034329	54034329	6.80	6.73		
(f)	Foreign Institutional Investors	376	187252746	187252746	23.58	23.32		
(g)	Foreign Venture Capital Investors	-	-	-	-	-		
(h)	Qualified Foreign Investors	-	-	-	-	-		
(i)	Any Other (specify)	-	-	-	-	-		
	Sub-Total (B)(1)	661	278999566	278925466	35.14	34.75		
2	Non-institutions						N. A.	N. A.
(a)	Bodies Corporate	1922	37612575	37351518	4.74	4.68		
(b)	Individuals							
I	i. Individual shareholders holding nominal share capital up to Rs. 1 lakh	164382	53824390	49042156	6.78	6.70		
II	ii. Individual shareholders holding nominal share capital in excess of Rs. 1 lakh.	400	97190029	58965355	12.24	12.10		
(c)	Qualified Foreign Investor	1	100	100	0.00	0.00		
(d)	Any Other (specify)							
(d-i)	Trusts	43	1468026	1468026	0.18	0.18		
(d-ii)	Foreign Bodies	4	143297	143297	0.02	0.02		
(d-iii)	Non-Resident Indians	3810	27633780	5004880	3.48	3.44		
(d-iv)	Clearing Members	246	1696036	1696036	0.21	0.21		
(d-v)	Foreign Nationals	2	209	209	0.00	0.00		
(d-vi)	Overseas Corporate Bodies	1	375	375	0.00	0.00		
	Sub-Total (B)(2)	170811	219568817	153671952	27.65	27.35		
(B)	Total Public Shareholding							
	(B)=(B)(1)+(B)(2)	171472	498568383	432597418	62.79	62.09	N. A.	N. A.
	TOTAL (A)+(B)	171495	794054361	728083396	100.00	98.90	NIL	NIL
(C)	Shares held by Custodians and against which Depository Receipts have been issued				N A		N. A.	N. A.
1	Promoter and Promoter Group	-	-		-	-		
2	Public	2	8866996	8866996	-	1.10		
	Sub-Total (C)	2	8866996	8866996	-	1.10		
	GRAND TOTAL (A)+(B)+(C)	171497	802921357	736950392		100.00	NIL	NIL

N. A. - Not Applicable



Sr.No	Notes
1	166742687 Equity Shares held by NRI Director and NRI Relative of Director is shown under Foreign Promoter Category
2	Shareholding of Non-promoter Executive Director, Non-Executive/ Independent Director and their relatives is shown under Public Shareholding Category



(1)(b) Statement showing holding of securities (including shares, warrants, convertible securities) of persons belonging to the category "Promoter and Promoter Group"

Sr. No.	Name of the shareholder	Details of Shares held		Encumbered shares (*)			Details of warrants		Details of convertible securities		Total shares (including underlying shares assuming full conversion of warrants and convertible securities) as a % of diluted share capital
		Number of shares held	As a % of grand total (A) +(B) +(C)	No.	As a percentage	As a % of grand total (A)+(B)+(C) of sub-clause (I)(a)	Number of warrants held	As a % total number of warrants of the same class	Number of convertible securities held	As a % total number of convertible securities of the same class	
(i)	(ii)	(iii)	(iv)	(v)	(vi)=(v)/(iii)*100	(vii)	(viii)	(ix)	(x)	(xi)	(xii)
1	Dr. Y. K. Hamied	116929500	14.56	NIL	NIL	NIL	NIL	NIL	NIL	NIL	14.56
2	Dr. Y. K. Hamied	7770750	0.97	NIL	NIL	NIL	NIL	NIL	NIL	NIL	0.97
3	Dr. Y. K. Hamied	127500	0.02	NIL	NIL	NIL	NIL	NIL	NIL	NIL	0.02
4	M. K. Hamied	32854500	4.09	NIL	NIL	NIL	NIL	NIL	NIL	NIL	4.09
5	M. K. Hamied	6835500	0.85	NIL	NIL	NIL	NIL	NIL	NIL	NIL	0.85
6	Farida Hamied	41914937	5.22	NIL	NIL	NIL	NIL	NIL	NIL	NIL	5.22
7	Sophie Ahmed	15471000	1.93	NIL	NIL	NIL	NIL	NIL	NIL	NIL	1.93
8	Sophie Ahmed	15471000	1.93	NIL	NIL	NIL	NIL	NIL	NIL	NIL	1.93
9	Sophie Ahmed	11322250	1.41	NIL	NIL	NIL	NIL	NIL	NIL	NIL	1.41
10	Sophie Ahmed	3717750	0.46	NIL	NIL	NIL	NIL	NIL	NIL	NIL	0.46
11	Shirin Hamied	6363000	0.79	NIL	NIL	NIL	NIL	NIL	NIL	NIL	0.79
12	Kamil Hamied	6354000	0.79	NIL	NIL	NIL	NIL	NIL	NIL	NIL	0.79
13	Kamil Hamied	4495500	0.56	NIL	NIL	NIL	NIL	NIL	NIL	NIL	0.56
14	Kamil Hamied	90000	0.01	NIL	NIL	NIL	NIL	NIL	NIL	NIL	0.01
15	Samina Hamied	5481000	0.68	NIL	NIL	NIL	NIL	NIL	NIL	NIL	0.68
16	Samina Hamied	4378500	0.55	NIL	NIL	NIL	NIL	NIL	NIL	NIL	0.55
17	Rumana Hamied	5472000	0.68	NIL	NIL	NIL	NIL	NIL	NIL	NIL	0.68
18	Rumana Hamied	4414500	0.55	NIL	NIL	NIL	NIL	NIL	NIL	NIL	0.55
19	MN Rajkumar Garments LLP	2601852	0.32	NIL	NIL	NIL	NIL	NIL	NIL	NIL	0.32
20	Shree Riddhi Chemicals LLP	2434970	0.30	NIL	NIL	NIL	NIL	NIL	NIL	NIL	0.30
21	Alps Remedies Pvt. Ltd.	492985	0.06	NIL	NIL	NIL	NIL	NIL	NIL	NIL	0.06
22	Hamsons Laboratories LLP	492602	0.06	NIL	NIL	NIL	NIL	NIL	NIL	NIL	0.06
23	Neo Research Labs Pvt. Ltd.	382	0.00	NIL	NIL	NIL	NIL	NIL	NIL	NIL	0.00
TOTAL		295485978	36.80								36.80


(*) The term "encumbrance" has the same meaning as assigned to it in regulation 28(3) of the SAST Regulations, 2011



Handwritten signature

(I)(c)(i) Statement showing holding of securities (including shares, warrants, convertible securities) of persons belonging to the category "Public" and holding more than 1% of the total number of shares

Sr. No.	Name of the shareholder	Number of shares held	Shares as a percentage of total number of shares {i.e., Grand Total (A)+(B)+(C) indicated in Statement at para (I)(a) above}	Details of warrants		Details of convertible securities		Total shares (including underlying shares assuming full conversion of warrants and convertible securities) as a % of diluted share capital
				Number of warrants held	As a % total number of warrants of the same class	Number of convertible securities held	% w.r.t total number of convertible securities of the same class	
1	Life Insurance Corporation of India	52497490	6.54	NIL	NIL	NIL	NIL	6.54
2	Oppenheimer Developing Markets Fund	30788534	3.83	NIL	NIL	NIL	NIL	3.83
3	Virtus Emerging Markets Opportunities Fund	13185787	1.64	NIL	NIL	NIL	NIL	1.64
4	Vontobel Fund A/c Vontobel Fund Emerging Markets Equity	8716775	1.09	NIL	NIL	NIL	NIL	1.09
5	IIFL Inc A/c Vontobel India Fund	8596897	1.07	NIL	NIL	NIL	NIL	1.07
6	ICICI Prudential Life Insurance Company Ltd	8239459	1.03	NIL	NIL	NIL	NIL	1.03
TOTAL		122024942	15.20					15.20



(1)(c)(ii) Statement showing holding of securities (including shares, warrants, convertible securities) of persons (together with PAC) belonging to the category "Public" and holding more than 5% of the total number of shares of the company

Sr. No.	Name(s) of the shareholder(s) and the Persons Acting in Concert (PAC) with them	Number of shares	Shares as a percentage of total number of shares {i.e., Grand Total (A)+(B)+(C) indicated in Statement at para (I)(a) above}	Details of warrants		Details of convertible securities		Total shares (including underlying shares assuming full conversion of warrants and convertible securities) as a % of diluted share capital
				Number of warrants	As a % total number of warrants of the same class	Number of convertible securities held	% w.r.t total number of convertible securities of the same class	
1	Life Insurance Corporation of India	52497490	6.54	NIL	NIL	NIL	NIL	6.54
TOTAL		52497490	6.54					6.54



(I)(d) Statement showing details of locked-in shares			
Sr. No.	Name of the shareholder	Number of locked-in shares	Locked-in shares as a percentage of total number of shares {i.e., Grand Total (A)+(B)+(C) indicated in Statement at para (I)(a) above}
Not Applicable			
TOTAL			



12

(II)(a) Statement showing details of Depository Receipts (DRs)


Sr. No.	Type of outstanding DR (ADRs, GDRs, SDRs, etc.)	Number of outstanding DRs	Number of shares underlying outstanding DRs	Shares underlying outstanding DRs as a percentage of total number of shares {i.e., Grand Total (A)+(B)+(C) indicated in Statement at para (I)(a) above}
1	GDR	8866996	8866996	1.10
TOTAL		8866996	8866996	1.10



Handwritten signature or initials.

(II)(b) Statement showing holding of Depository Receipts (DRs), where underlying shares held by "promoter/promoter group" are in excess of 1% of the total number of shares

Sr. No.	Name of the DR Holder	Type of outstanding DR (ADRs, GDRs, SDRs, etc.)	Number of shares underlying outstanding DRs	Shares underlying outstanding DRs as a percentage of total number of shares {i.e., Grand Total (A)+(B)+(C) indicated in Statement at para (I)(a) above}
Not Applicable				
TOTAL				



(III) (a) Statement showing the voting pattern of shareholders, if more than one class of shares/securities is issued by the issuer.

(Give description of voting rights for each class of security.

Class X: Not Applicable

Class Y: Not Applicable

Class Z:) Not Applicable

Category code	Category of shareholder	Number of Voting Rights held in each class of securities			Total Voting Rights (III+IV+V)	Total Voting Rights i.e. (VI)	
		Class X	Class Y	Class Z		As a percentage of (A+B)	As a percentage of (A+B+C)
(I)	(II)	(III)	(IV)	(V)	(VI)	(VII)	(VIII)
(A)	Promoter and Promoter Group						
1	Indian						
(a)	Individuals/ Hindu Undivided Family						
(b)	Central Government/ State Government(s)						
(c)	Bodies Corporate						
(d)	Financial Institutions/ Banks	Not Applicable					
(e)	Any Other (specify)						
	Sub-Total (A)(1)						
2	Foreign						
(a)	Individuals (Non-Resident Individuals/ Foreign Individuals)						
(b)	Bodies Corporate						
(c)	Institutions						
(d)	Any Other (specify)						
	Sub-Total (A)(2)						
	Total Shareholding of Promoter and Promoter Group (A)= (A)(1)+(A)(2)						



(B)	Public shareholding						
1	Institutions						
(a)	Mutual Funds/UTI						
(b)	Financial Institutions/ Banks						
(c)	Central Government/ State Government(s)						
(d)	Venture Capital Funds						
(e)	Insurance Companies						
(f)	Foreign Institutional Investors						
(g)	Foreign Venture Capital Investors						
(h)	Any Other (specify)						
	Sub-Total (B)(1)						
2	Non-institutions						
(a)	Bodies Corporate	Not Applicable					
(b)	Individuals -						
	i. Individual shareholders holding nominal share capital up to Rs. 1 lakh.						
	ii. Individual shareholders holding nominal share capital in excess of Rs. 1 lakh.						
(c)	Any Other (specify)						
	Sub-Total (B)(2)						
	Total Public Shareholding (B)= (B)(1)+(B)(2)						
	TOTAL (A)+(B)						
(C)	Shares held by Custodians and against which Depository Receipts have been issued						
	GRAND TOTAL (A)+(B)+(C)						



1