

STATEMENT SHOWING SHAREHOLDING PATTERN


Name of the Company	CHEMFAB ALKALIS LIMITED	Name of the Scrip	CHEMALK
Scrip Code	506894	Class of Security	Equity Shares
Quarter ended	September-14		

Partly paid-up Shares:-	No. of partly paid-up Shares	As a % of total no. of partly paid-up Shares	As a % of total no. of Shares of the Company
Held by Promoter / Promoter group	NA	NA	NA
Held by Public	NA	NA	NA
Total	NA	NA	NA
Outstanding convertible Securities:-	No. of outstanding securities	As a % of total no. of outstanding convertible securities	As a % of total no. of Shares of the Company, assuming full conversion of the convertible securities
Held by Promoter / Promoter group	NA	NA	NA
Held by Public	NA	NA	NA
Total	NA	NA	NA
Warrants:-	No. of warrants	As a % of total no. of warrants	A a % of total no. of shares of the Compant, assuming full conversion of warrants
Held by Promoter / Promoter group	NA	NA	NA
Held by Public	NA	NA	NA
Total	NA	NA	NA
Total paid-up capital of the Company, assuming full conversion of warrants and convertible securities			



Handwritten signature

Category code	Category of Shareholder	Number of Shareholders	Total number of shares	Number of shares held in dematerialized form	Total shareholding as a percentage of total number of shares		Shares Pledged or otherwise encumbered	
					As a percentage of (A+B) ¹	As a percentage of (A+B+C)	Number of Shares	As Percentage
(I)	(II)	(III)	(IV)	(V)	(VI)	(VII)	(VIII)	(IX)=(VIII)/(V)*100
(A)	Shareholding of Promoter and Promoter Group ²							
1	Indian							
(a)	Individuals/ Hindu Undivided Family	3	1426400	1426400	15.5522	15.5522	0	0.00
(b)	Central Government/ State Government(s)	0	0	0	0.0000	0.0000	0	0.00
(c)	Bodies Corporate	1	880458	880458	9.5997	9.5997	0	0.00
(d)	Financial Institutions/ Banks	0	0	0	0.0000	0.0000	0	0.00
(e)	Any Others	0	0	0	0.0000	0.0000	0	0.00
	Sub Total(A)(1)	4	2306858	2306858	25.1519	25.1519	0	0.00
2	Foreign							
a	Individuals (Non-Residents Individuals/ Foreign Individuals)	0	0	0	0.0000	0.0000	0	0.00
b	Bodies Corporate	1	4571468	4571468	49.8432	49.8432	0	0.00
c	Institutions	0	0	0	0.0000	0.0000	0	0.00
d	Qualified Foreign Investor	0	0	0	0.0000	0.0000	0	0.00
e	Any Others(Specify)	0	0	0	0.0000	0.0000	0	0.00
	Sub Total(A)(2)	1	4571468	4571468	49.8432	49.8432	0	0.00
	Total Shareholding of Promoter and Promoter Group (A)- (A)(1)+(A)(2)	5	6878326	6878326	74.9951	74.9951	0	0.00
(B)	Public Shareholding ³							
1	Institutions							
(a)	Mutual Funds/ UTI	4	9100	8200	0.0992	0.0992	NA	NA
(b)	Financial Institutions / Banks	2	500	400	0.0055	0.0055	NA	NA
(c)	Central Government/ State Government(s)	0	0	0	0.0000	0.0000	NA	NA
(d)	Venture Capital Funds	0	0	0	0.0000	0.0000	NA	NA
(e)	Insurance Companies	0	0	0	0.0000	0.0000	NA	NA
(f)	Foreign Institutional Investors	0	0	0	0.0000	0.0000	NA	NA
(g)	Foreign Venture Capital Investors	0	0	0	0.0000	0.0000	NA	NA
(h)	Qualified Foreign Investor	0	0	0	0.0000	0.0000	NA	NA
(i)	Any Other (specify)	0	0	0	0.0000	0.0000	NA	NA
	Sub-Total (B)(1)	6	9600	8600	0.1047	0.1047	0	0.00
2	Non-institutions							
(a)	Bodies Corporate	206	347362	331560	3.7873	3.7873	NA	NA
(b)	Individuals						NA	NA
I	Individuals -i. Individual shareholders holding nominal share capital up to Rs 1 lakh	4632	1541433	1322051	16.8064	16.8064	NA	NA
II	ii. Individual shareholders holding nominal share capital in excess of Rs. 1 lakh	3	82240	82240	0.8967	0.8967	NA	NA
(c)	Qualified Foreign Investor	0	0	0	0.0000	0.0000	NA	NA
(d)	Any Other (specify)						NA	NA
(d-i)	Clearing Member	31	12881	12881	0.1404	0.1404	NA	NA
(d-ii)	Trusts	1	200	200	0.0022	0.0022	NA	NA
(d-iii)	Foreign Nationals	2	107000	0	1.1666	1.1666	NA	NA
(d-iv)	Hindu Undivided Family	122	98505	98505	1.0740	1.0740	NA	NA
(d-v)	Non resident Indians	121	94150	54428	1.0265	1.0265	NA	NA
	Sub-Total (B)(2)	5118	2283771	1901865	24.9082	24.9082		
(B)	Total Public Shareholding (B)- (B)(1)+(B)(2)	5124	2293371	1910465	25.0049	25.0049		
	TOTAL (A)+(B)	5129	9171697	8788791	100.0000	100.0000		
(C)	Shares held by Custodians and against which Depository Receipts have been issued							
1	Promoter and Promoter Group	0	0	0	0.0000	0.0000	NA	NA
2	Public	0	0	0	0.0000	0.0000	NA	NA
	GRAND TOTAL (A)+(B)+(C)	5129	9171697	8788791	100.0000	100.0000		




Handwritten signature

Sr.No	Notes
1	NIL
2	
3	
4	
5	
6	
7	
8	
9	



(D) Statement showing holding of securities (including shares, warrants, convertible securities) of person indebted to the company "Promoter and Promoter Group".

Sr. No.	Name of the shareholder	Details of Shares held			Registered shares			Details of warrants			Details of convertible securities		Total shares (including underlying shares assuming full conversion of warrants and convertible securities) as a % of diluted share capital
		No. of shares held	As a % of grand total (A) + (B) + (C)	No. of shares held	As a percentage of total (A) + (B) + (C) of only - class (D)	As a % of grand total (A) + (B) + (C) of only - class (D)	Number of warrants held	As a % total number of warrants of the same class	Number of convertible securities held	As a % total number of convertible securities of the same class			
(D)	(ID)	(II)	(IV)	(V)	(VI) = (V)/(ID)*100	(VII)	(VIII)	(IX)	(X)	(XI)	(XII)	(XIII)	
1	K M Padma	546556	5.9592	0	0	0	NA	NA	NA	NA	NA	5.9592	
2	Suresh Krishnamurthy Rao	879804	9.5926	0	0	0	NA	NA	NA	NA	NA	9.5926	
3	Pillanum Equipment & Apside Manufacturing Company Limited	880458	9.5997	0	0	0	NA	NA	NA	NA	NA	9.5997	
4	Dr. Rao Holdings Pte Ltd	4571468	49.8432	0	0	0	NA	NA	NA	NA	NA	49.8432	
5	G.S.Ramesh	46	0.0004	0	0	0	NA	NA	NA	NA	NA	0.0004	
TOTAL		6878326	74.9851	0	0	0	NA	NA	NA	NA	NA	74.9851	




[Handwritten signature]

(IX)(c)(i) Statement showing holding of securities (including shares, warrants, convertible securities) of persons belonging to the category "Public", and holding more than 1% of the total number of shares of the Company

Sr. No.	Name of the shareholder	Number of shares held	Shares as a percentage of total number of shares i.e. Grand Total (A)+(B)+(C) indicated in Statement at para (I)(a) above)	Details of warrants		Details of convertible securities		Total shares (including underlying shares assuming full conversion of warrants and convertible securities) as a % of diluted share capital
				Number of warrants held	As a % total number of warrants of the same class	Number of convertible securities held	% w.r.t total number of convertible securities of the same class	
1	P.L. Thiruvalluvarasu	107000	1.17	NA	NA	NA	NA	1.17
2	TOTAL	107000	1.17	NA	NA	NA	NA	1.17

(IX)(c)(ii) Statement showing holding of securities (including shares, warrants, convertible securities) of persons (together with PAC) belonging to the category "Public" and holding more than 5 % of the total number of shares of the Company

Sr. No.	Name(s) of the shareholder(s) and the Persons Acting in Concert (PAC) with them	Number of shares	Shares as a percentage of total number of shares i.e. Grand Total (A)+(B)+(C) indicated in Statement at para (I)(a) above)	Details of warrants		Details of convertible securities		Total shares (including underlying shares assuming full conversion of warrants and convertible securities) as a % of diluted share capital
				Number of warrants	As a % total number of warrants of the same class	Number of convertible securities held	% w.r.t total number of convertible securities of the same class	
1	Nil							
2	TOTAL							



Signature

(II)(a) Statement showing details of Depository Receipts (DRs)

Sr. No.	Type of outstanding DR (ADRs, GDRs, SDRs, etc.)	Number of outstanding DRs	Number of shares underlying outstanding DRs	Shares underlying outstanding DRs as a percentage of total number of shares (i.e., Grand Total (A)+(B)+(C) indicated in Statement at para (I)(a) above)
1				0.00
2	NIL			0.00
3				0.00
4				0.00
5				0.00
6				0.00
7				0.00
8				0.00
9				0.00
TOTAL		0	0	0.00



Handwritten signature

(II)(b) Statement showing Holding of Depository Receipts (DRs), where underlying shares held by 'Promoter / Promoter group' are in excess of 1% of the total number of shares

Sr. No.	Name of the DR Holder	Type of outstanding DR (ADRs, GDRs, SDRs, etc.)	Number of shares underlying outstanding DRs	Shares underlying outstanding DRs as a percentage of total number of shares (i.e., Grand Total (A)+(B)+(C) indicated in Statement at para (I)(a) above)
1				0.00
2	NIL			0.00
3				0.00
4				0.00
5				0.00
6				0.00
7				0.00
8				0.00
9				0.00
				0.00
				0.00
TOTAL			0	0.00



Attested

(III) (a) Statement showing the voting pattern of shareholders, if more than one class of Shares/Securities is issued by the issuer.

Not Applicable

