



Career Point Limited

(Formerly known as Career Point Infosystems Ltd.)


Registered Office: 112B, Shakti Nagar, Kota, Rajasthan - 324009

AUDITED STANDALONE FINANCIAL RESULTS FOR THE QUARTER AND YEAR ENDED ON 30th JUNE, 2014

PART - I		(₹ in Lakhs) (except EPS)			
S. No.	Particulars	3 Months ended			Year ended March 31, 2014
		June 30, 2014	March 31, 2014	June 30, 2013	
		(Unaudited)	(Unaudited)	(Unaudited)	(Audited)
1	(a) Income from Operations	1,516.51	1,351.03	1,262.50	5,414.01
	Total Income	1,516.51	1,351.03	1,262.50	5,414.01
2	Expenditure				
	a) Cost of Study Material consumed	31.03	31.29	97.97	218.55
	b) Changes in inventories of Study Material	(13.25)	26.16	(101.50)	(41.58)
	c) Employees costs	867.24	906.82	730.85	3,535.97
	d) Depreciation & Amortisation	120.44	66.06	73.47	369.38
	e) General Administration and Other expenses	532.24	370.38	438.45	1,513.67
	Total Expenditure	1,537.70	1,400.71	1,239.24	5,596.99
3	Profit from Operations before Other Income, interest and Exceptional Items (1-2)	(21.19)	(49.68)	23.26	(181.98)
4	Other Income	127.43	143.00	134.27	835.00
5	Profit before interest and Exceptional Items (3+4)	106.24	93.32	157.53	653.02
6	Interest Expense	28.04	26.84	70.22	211.35
7	Profit after interest Expense but before Exceptional Items (5-6)	78.20	66.48	87.31	441.67
8	Exceptional items	-	-	-	-
9	Profit from Ordinary Activities before tax (7+8)	78.20	66.48	87.31	441.67
10	Provision for taxes				
	a) Provision for tax	19.75	14.40	14.80	96.80
	b) MAT Credit Entitlement	(16.25)	(13.80)	-	(84.80)
	c) Provision for deferred tax	10.11	(1.57)	36.41	0.45
	d) Income tax for earlier years	-	(3.70)	-	8.17
	Total Provision for taxes	13.61	(4.67)	51.21	20.62
11	Profit from Ordinary Activities after tax (9-10)	64.59	71.15	36.09	421.05
12	Extraordinary Items	-	-	-	-
13	Net Profit after tax for the period/Year(11-12)	64.59	71.15	36.09	421.05
14	Paid-up Equity Share Capital (Face value of ₹ 10/- each)	1,813.29	1,813.29	1,813.29	1,813.29
15	Reserves excluding Revaluation Reserve	-	-	-	30,644.54
16	Earnings Per Share (EPS)				
	a) Basic & Diluted EPS before Extraordinary items ₹ (* Not annualised)	* 36	* 39	* 20	2.32
	b) Basic & Diluted EPS after Extraordinary items ₹ (* Not annualised)	* 36	* 39	* 20	2.32

PART - II		3 Months ended			Year ended March 31, 2014
A	PARTICULARS OF SHAREHOLDING	June 30, 2014	March 31, 2014	June 30, 2013	
		(Unaudited)	(Unaudited)	(Unaudited)	(Audited)
1	Public Shareholding				
	- No. of shares	71,78,664	71,78,664	71,99,641	71,78,664
	- Percentage of shareholding	39.59	39.59	39.71	39.59
2	Promoters and promoter group Shareholding				
	a) Pledged/Encumbered				
	-Number of shares	Nil	Nil	Nil	Nil
	-Percentage of shares (as a % of the total shareholding of promoter and promoter	Nil	Nil	Nil	Nil
	-Percentage of shares (as a % of the total share capital of the company)	Nil	Nil	Nil	Nil
	b) Non-encumbered				
	-Number of Shares	109,54,275	109,54,275	109,33,098	109,54,275
	-Percentage of shares (as a % of the total shareholding of promoter and promoter	100	100	100	100
	-Percentage of shares (as a % of the total share capital of the company)	60.41	60.41	60.29	60.41

B	INVESTOR COMPLAINTS	3 month ended June 30, 2014
	Pending at the beginning of the quarter	Nil
	Received during the quarter	Nil
	Disposed of during quarter	Nil
	Remaining unresolved at the end of the quarter	Nil



- i) The above financial results have been reviewed by the audit committee and approved by the Board of Directors at its meeting held on August 12, 2014. The Auditors have carried out limited review of the above results.
- iii) The Company is only in one business activity i.e. informal education therefore segment reporting is not applicable.
- iv) Effective from April 1, 2014, the company has charged depreciation based on the revised remaining useful life of the assets as per the requirement of Schedule II of the Companies Act, 2013. Due to above, depreciation charge for the quarter ended 30th June, 2014 is higher by Rs. 38.93 lacs. Further, based on transitional provision as per note 7(b) of Schedule II, an amount of Rs. 25.68 lacs has been adjusted with retained earnings.
- v) Board at its meeting held on August 12, 2014 considered and recommended an interim dividend @ 10% i.e. Rs. 1 per equity share of Rs. 10/- each for the financial year 2014-15.
- vi) Figures of the previous periods have been regrouped/re-classified to conform to the figures of the current periods.

Place: Kota (Rajasthan)
Date : August 12, 2014

BY ORDER OF THE BOARD OF DIRECTORS
FOR CAREER POINT LIMITED

PRAMOD MAHESHWARI
Chairman, Managing Director and CEO

Career Point Limited

(Formerly known as Career Point Infosystems Ltd.)

Registered Office: 112B, Shakti Nagar, Kota, Rajasthan - 324009

UNAUDITED CONSOLIDATED FINANCIAL RESULTS FOR THE QUARTER ENDED ON 30TH JUNE, 2014

PART - I		(₹ in Lakhs) (except EPS)			
S. No.	Particulars	3 Months ended			Year ended March 31, 2014
		June 30, 2014	March 31, 2014	June 30, 2013	2014 (Audited)
1	(a) Income from Operations	1,601.94	1,647.82	1,514.59	6,520.73
	Total Income	1,601.94	1,647.82	1,514.59	6,520.73
2	Expenditure				
	a) Cost of Study Material consumed	47.46	77.41	145.22	343.96
	b) Changes in inventories of finished goods	7.95	3.69	(128.03)	(105.16)
	c) Employees costs	913.55	954.41	753.94	3,695.46
	d) Depreciation & Amortisation	163.33	114.90	102.80	516.16
	e) General Administration and Other expenses	563.29	401.67	463.04	1,518.65
	Total Expenditure	1,715.60	1,552.06	1,336.97	6,069.06
3	Profit from Operations before Other Income, Interest and Exceptional Items (1-2)	(113.66)	95.74	177.62	451.67
4	Other Income	337.72	275.58	250.48	1,280.81
5	Profit before Interest and Exceptional Items (3+4)	224.06	371.32	428.10	1,732.48
6	Interest Expense	119.10	121.88	136.39	507.51
7	Profit after Interest Expense but before Exceptional Items (5-6)	104.96	249.43	291.71	1,224.97
8	Exceptional Items	-	-	-	-
9	Profit from Ordinary Activities before tax (7+8)	104.96	249.43	291.71	1,224.97
10	Provision for taxes				
	a) Provision for tax	24.70	53.58	66.38	295.82
	b) MAT Credit Entitlement	(8.51)	(70.50)	-	(261.32)
	c) Provision for deferred tax	(144.22)	62.96	76.61	95.13
	d) Income tax for earlier years	-	(3.71)	-	151.19
	Total Provision for taxes	(128.03)	62.33	142.99	280.82
11	Profit from Ordinary Activities after tax (9-10)	232.99	187.10	148.72	944.15
12	Extraordinary Items	-	-	-	-
13	Net Profit after tax for the period/Year(11-12)	232.99	187.10	148.72	944.15
14	Share of profit of associates (net)	(0.09)	(0.26)	0.08	0.24
15	Capital Profit	-	-	-	0.27
16	Adjustment for minority interest	(13.48)	(5.08)	15.19	34.21
17	Net Profit after tax, minority interest and share of profit of associates (13+14+15)	246.36	181.76	163.99	978.87
18	Paid-up Equity Share Capital (Face value of ₹ 10/- each)	1,813.29	1,813.29	1,813.29	1,813.29
19	Reserves excluding Revaluation Reserve	-	-	-	31,713.59
20	Earnings Per Share (EPS)				
	a) Basic & Diluted EPS before Extraordinary items ₹ (* Not annualised)	*1.36	*1.00	*0.90	5.40
	b) Basic & Diluted EPS after Extraordinary items ₹ (* Not annualised)	*1.36	*1.00	*0.90	5.40

PART - II

A	PARTICULARS OF SHAREHOLDING	3 Months ended			Year ended March 31, 2014
		June 30, 2014	March 31, 2014	June 30, 2013	2014
		(Unaudited)	(Unaudited)	(Unaudited)	(Audited)
1	Public Shareholding				
	- No. of shares	71,78,664	71,78,664	71,99,841	71,78,664
	- Percentage of shareholding	39.59	39.59	39.71	39.59
2	Promoters and promoter group Shareholding				
	a) Pledged/Encumbered				
	-Number of shares	Nil	Nil	Nil	Nil
	-Percentage of shares (as a % of the total shareholding of promoter and promoter group)	Nil	Nil	Nil	Nil
	-Percentage of shares (as a % of the total share capital of the company)	Nil	Nil	Nil	Nil
	b) Non-encumbered				
	-Number of Shares	109,54,275	109,54,275	109,33,098	109,54,275
	-Percentage of shares (as a % of the total shareholding of promoter and promoter group)	100	100	100	100
	-Percentage of shares (as a % of the total share capital of the company)	60.41	60.41	60.29	60.41
B	INVESTOR COMPLAINTS	3 month ended June 30, 2014			
	Pending at the beginning of the quarter	Nil			
	Received during the quarter	Nil			
	Disposed of during quarter	Nil			
	Remaining unresolved at the end of the quarter	Nil			

Notes:

- i) The above financial results have been reviewed by the audit committee and approved by the Board of Directors at its meeting held on August 12, 2014. The Auditors have carried out limited review of the above results.



ii) The information to the Company on stand-alone basis is as follows:

Particulars	Quarter ended			Year ended on Mar (Audited)
	June 30, 2014 (Unaudited)	March 31, 2014 (Unaudited)	June 30, 2013 (Unaudited)	
Income from operation	1,516.51	1,351.03	1,262.50	5,414.01
Net profit before tax	78.20	66.47	87.31	441.86
Net profit after tax	64.59	71.14	36.09	421.05
EPS	*.36	*.39	*.20	2.32

iii) Figures of the previous periods have been regrouped/re-classified to conform to the figures of the current periods.

iv) The Standalone and Consolidated financial results for the quarter ended June 30, 2014, as submitted to Stock Exchange are also available on our website www.cpliltd.

v) Segment Wise Revenue, Results and Capital Employed for the Quarter ended 30th June, 2014

S. No.	Particulars	3 Months ended			Year ended March 31, 2014 (Audited)
		June 30, 2014	March 31, 2014	June 30, 2013	
1	Segment Revenue (Net Sales Income from Segment)				
a	Informal Education Division	1963.479103	1374.923048	1279.11462	5482.363048
b	Formal Education Division	38.46	272.89668	235.47646	1038.36668
	Net Sales Income from Operation	1,601.94	1,647.82	1,514.59	6,520.73
2	Segment Results Profit/(Loss) before interest and Tax				
a	Informal Education Division	461.633799	-12.48971271	54.41837	8.391287266
b	Formal Education Division	480.73084	222.9466981	213.80952	830.7906981
	TOTAL	19.10	209.54	268.22	899.19
	Less: Finance Cost	119.1046289	121.889926	136.38866	507.5090926
	Add: Other Un-allocable Income Net of Un-allocable Expenditure	204.851802	161.7814416	159.8752	893.2914416
	Profit before Tax	104.56	249.43	291.70	1,224.97
3	Capital Employed				
a	Informal Education Division	17134.84649	17209.81576	16888.56874	17209.81576
b	Formal Education Division	16808.78299	16317.0713	15624.04589	16317.0713
	Total Capital Employed	33743.62948	33526.88706	32712.61243	33526.88706

vi) Effective from April 1, 2014, the company has charged depreciation based on the revised remaining useful life of the assets as per the requirement of Schedule II of the Companies Act, 2013. Due to above, depreciation charge for the quarter ended 30th June, 2014 is higher by Rs. 60.20 lacs. Further, based on transitional provision as per rule 7(i) of Schedule II, an amount of Rs. 28.68 lacs has been adjusted with retained earnings.

vii) Board at its meeting held on August 12, 2014, considered and recommended an interim dividend @ 10% i.e. Rs. 1 per equity share of Rs. 10/- each for the financial year 2014-15.



Place: Kota (Rajasthan)
Date : August 12, 2014

PRAMOD MAHESHWARI
Chairman, Managing Director and CEO



SHARP & TANNAN

Chartered Accountants

Report on Review of Interim Financial Information Career Point Limited (Formerly known as Career Point Infosystems Limited)

Report on the Financial Statements

We have reviewed the accompanying balance sheet of Career Point Limited as of June 30th, 2014 and the related statements of profit & loss for the three month period then ended. Management is responsible for the preparation and fair presentation of this interim financial information in accordance with Generally Accepted Accounting Principles. Our responsibility is to express a conclusion on this interim financial information based on our review.

Scope of Review

We conducted our review in accordance with Standard on Review Engagements (SRE) 2410, "Review of Interim Financial Information Performed by the Independent Auditor of the Entity". A review of interim financial information consists of making inquiries, primarily of persons responsible for financial and accounting matters, and applying analytical and other review procedures. A review is substantially less in scope than an audit conducted in accordance with Standards on Auditing and consequently does not enable us to obtain assurance that we would become aware of all significant matters that might be identified in an audit. Accordingly, we do not express an audit opinion.

Other Matters

- (a) The Company has provided loans to subsidiaries and outstanding at quarter ended is Rs 1935.52 Lacs from 100% subsidiaries and Rs 358.26 Lacs from other subsidiaries.
- (b) Pursuant to notification to Schedule II to the Companies Act 2013 with effect from 1 April 2014, depreciation for the quarter ended 30th June 2014 has been provided on the basis of the estimated economic lives or useful lives of fixed assets as prescribed in Schedule II. Accordingly, depreciation for the quarter is higher by Rs 38.93 Lacs due to change in the useful life of certain assets and an amount of Rs. 28.68 Lacs has been adjusted against Retained Earnings for the assets which had no residual life as at 1 April 2014.



506, Ashok Bhawan 93, Nehru Place, New Delhi-110019
Tel. (011) 41032506 Telefax: (011) 41033506 E-mail: contact@stdelhi.com


Farook M. Kobla Shreedhar T. Kunte L. Vaidyanathan Milind P. Phadke
Rajkumar Khullar Pavan K. Aggarwal Ashwin B. Chopra
Associate Offices: Bangalore, Chennai, Goa, Mumbai, Pune & Secunderabad

Conclusion


Based on our review, nothing has come to our attention that causes us to believe that the accompanying interim financial information does not give a true and fair view of the state of affairs of the entity as at June 30th, 2014, and of its results of operations for the three month period then ended in accordance with accounting standards and other recognized accounting practices and policies has not disclosed the information required to be disclosed in terms of clause 41 of the listing Agreement including the manner in which it is to be disclosed, or that it contains any material misstatement.

SHARP & TANNAN
Chartered Accountants
ICAI Registration No. 000452N

By the hand of


PAVAN K. AGGARWAL
Partner

Membership No. 091466



Place: Kota

Date: 12th August 2014



SHARP & TANNAN

Chartered Accountants

LIMITED REVIEW REPORT OF CAREER POINT LIMITED (Formerly known as Career Point Infosystems Limited)

Report on the Consolidated Financial Statements

We have carried out a Limited Review of the accompanying statement of unaudited consolidated financial results of Career Point Limited and its subsidiaries and associate (the Career Point Group) for the three months period ended 30th June, 2014, these consolidated financial statements are the responsibility of the Company's Management and have been approved by the Board of Directors/ Committee of Board of Directors. Our responsibility is to issue a report on these financial statements based on our limited review.

Auditor's responsibility

We conducted our limited review in accordance with the Standard on Review Engagement (SRE) 2410, *Review of Interim Financial Information Performed by the Independent Auditor of the Entity* issued by the Institute of Chartered Accountants of India. This standard requires that we plan and perform the review to obtain moderate assurance as to whether the consolidated financial statements are free of material misstatement. A review is limited primarily to inquiries of company personnel and analytical procedures applied to financial data and thus provide less assurance than an audit. We have not performed an audit and accordingly, we do not express an audit opinion.

Matters of Emphasis

Career Point Infra Limited, a 100% subsidiary has entered into an MOU to transfer its leased assets i.e. building to the lessees w.e.f. 1st April, 2014 (appointed date). The entities are in process of completing the formalities of transfer of assets and to enter into agreements. Consequently, the company has decided not to accrue lease rental income of Rs 261.25 Lacs for the quarter on these assets.

Opinion

In respect of subsidiaries and associate we did not carry out the Limited Review. These financial statements have been Limited Reviewed by the other Auditors whose reports have been furnished to us, and The Limited Review, in so far as it relates to the amounts included in respect of the subsidiaries and associates is based solely on the reports of the other auditors.

(in lacs)


Audited by other Auditors	Total Assets	Total Revenues (including other income)
Indian Subsidiaries (9)	41,445.97	1,939.66
	Net carrying cost of Investments	Current Quarter share of Profit / (Loss)
Associates (1)	42.24	(0.09)



506, Ashok Bhawan 93, Nehru Place, New Delhi-110019
Tel. (011) 41032506 Telefax: (011) 41033506 E-mail: contact@stdelhi.com

Farook M. Kobla Shreedhar T. Kunte L. Vaidyanathan Milind P. Phadke
Rajkumar Khullar Pavan K. Aggarwal Ashwin B. Chopra
Associate Offices: Bangalore, Chennai, Goa, Mumbai, Pune & Secunderabad

Based on our limited review conducted as above, and on consideration of separate Limited Review Reports on individual Limited Review of financial statements of Career Point Group, we report that the consolidated financial results referred to in this report give the information in accordance with the books of accounts, records and other statements produced before us and nothing has come to our notice that cause us to believe that the accompanying statement of unaudited consolidated financial results prepared in accordance with accounting standards and other recognized accounting practices and policies has not disclosed the information required to be disclosed in terms of clause 41 of the listing Agreement including the manner in which it is to be disclosed, or that it contains any material misstatement.



SHARP & TANNAN
Chartered Accountants
ICAI Registration No. 000452N
By the hand of

Pavan K. Aggarwal
PAVAN K. AGGARWAL
Partner
Membership No. 091466

Place: Kota
Date: 12 August 2014

Statement of Appropriations

(As per clause 20 of the listing agreements)

Name of the Company
For the period ended

Career Point Limited
30-Jun-14

Board meeting Date :

Tuesday 12-Aug-2014

Place :

Kota

	Period ended June 30, 2014 (Amount in ₹)	Period ended June 30, 2013 (Amount in ₹)
1 Total Turnover & Other receipt	1643,94,051	1396,76,802
2 Gross Profit (Before deducting any of the followings)	226,68,439	230,99,862
a) Interest	28,03,929	70,22,404
b) Depreciation	120,43,557	73,46,484
c) Tax Liability	13,60,759	51,21,714
d) Others if any (Prov. For diminution in the value on reclassification of investment/ permanent diminution)	-	-
e) Exceptional items	-	-
3 Net Profit available for appropriation	64,60,194	36,09,260
4 Provision for Investment Allowance Reserve		
5 Net Profit/ Loss		
a) Add/less :		
B/ fd from last year's Balance	13402,95,577	12981,90,629
b) Other Adjustment, if any, Add/Less		
Less : Transferred to		
(i) Genral Reserve	-	-
(ii) Debenture Redemption Reserve	-	-
6 Dividend :		
- Interim Dividend	181,32,939	-
- Final Dividend	-	-
Equity No. of Shares : 18132939		
Face Value per share R 10/-		
Total Dividend per ordinary share (Amount in R)	1.00	-
7 Tax on Dividend	-	-
8 Other Adjustments*	-	-
9 Balance Carried Forward	13286,22,833	13017,99,889
10 Particulars of Proposed Right/ Bonus Share Convertible Debenture Issue	-	-

Financial Highlights

Career Point Limited (Career Point) reported its financial results for first quarter of financial year 2014-15, period ended on 30 June 2014. Following are the key updates:

Informal Education Division

- Tutorial services division has enrolled 12,381 new enrollments in the first quarter of current academic session; resulted a growth of 34% in total enrollments over first quarter of last year.
- An impressive growth in long-term classroom courses sets a platform to register a growth for throughout the year 2014-15.
- With enrollments of more than 1,200, CP Gurukul – the residential coaching cum school campus provides a long-term sustainable income to the company.

Formal Education Division

- New enrollments in existing courses as well as new courses have increased auxiliary education fee at Rupees 69.06 Lacs in comparison to Rupees 45.6 Lacs in first quarter of previous year.
- A remarkable performance has been witnessed in residential school in Kota with 500 new enrollments against 200 enrollments by end of last academic session.
- With regulatory approvals and tie-ups in the field of Vocational education, this vertical has started delivering the results.

Financials

- Income from operations for the period (1QFY15) is Rupees 15.2 Crores (y-o-y: +20.1%) and total income including other income is Rupees 16.44 Cr (y-o-y: +17.7%) at standalone level.
- Operating EBITDA is reported about Rupees 1 Crore (margin: 6.5%) for 1QFY15; increased against Rupees 16.4 Lacs in 1QFY14 and Rupees 86.2 Lacs in FY2014.
- Net Income for the quarter is improved significantly compared to same period last year with Rupees 61 Lacs (margin: 3.7%) in 1QFY15 vs Rupees 25.6 Lacs (margin: 1.8%) in 1QFY14.

Other important events

- Career Point Infra Ltd. has signed a MoU with sponsors of higher education institutions to process a potential sell of the educational infrastructure. The prospective transaction which is reflected in reduced income from lease rental at consolidate level will enhance efficiency in business operations, if executed.
- A significant increase in depreciation was a result of the criterion under schedule II of the Companies Act, 2013.
- The board has considered and recommended 10% of the face value as interim dividend

