

1 (a) STATEMENT SHOWING SHAREHOLDING PATTERN

Name of the Company: CAPITAL TRUST LIMITED

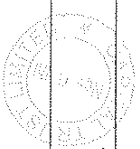
Scrip Code: 511505, Name of the Scrip : CAPITALT, Class of Security : T

Quarter ended on -31-03-2015

Partly paid-up shares	No. of partly paid-up shares	As a % of total no. of partly paid-up shares	As a % of total no. of shares
Held by promoter / promoters group	NIL	NIL	NIL
Held by public	NIL	NIL	NIL
Total	NIL	NIL	NIL
Outstanding convertible securities	No. of outstanding securities	As a % of total no. of Outstanding convertible securities	As a % of total no. of shares of the company, assuming full conversion of the convertible securities
Held by promoter / promoters group	NIL	NIL	NIL
Held by public	NIL	NIL	NIL
Total	NIL	NIL	NIL
Warrants	No. of Warrants	As a % of total no. of Warrants	As a % of total no. of shares of the company, assuming full conversion of warrants
Held by promoter / promoters group	NIL	NIL	NIL
Held by public	NIL	NIL	NIL
Total	NIL	NIL	NIL
Total paid-up capital of the company assuming full conversion of warrants and convertible securities	NIL	NIL	NIL



Cat. Code	Category of Shareholder	No. of Shareholders	Total Number of Shares	No. of Shares held in Dematerialised form	Total Shareholding as a percentage of total no. of shares			Shares pledged or otherwise encumbered	
					As a percentage of (A+B) (vi)	As a percentage of (A+B+C) (vii)	Number of Shares (viii)	As a percentage (ix)	
(i)	(ii)	(iii)	(iv)	(v)	(vi)	(vii)	(viii)	(ix)	
<b>(A)</b>	<b>Shareholding of Promoter &amp; Promoter Group</b>								
<b>(1)</b>	<b>Indian</b>								
(a)	Individuals/ Hindu Undivided Family	1	2252024	2252024	30.027	30.027	0	0	
(b)	Central Government/ State Government(s)	0	0	0	0.000	0.000	0	0	
(c)	Bodies Corporate	1	3151833	3151833	42.024	42.024	0	0	
(d)	Financial Institutions/ Banks	0	0	0	0.0000	0.0000	0	0	
(e)	Any Others(Specify)	0	0	0	0.0000	0.0000	0	0	
	<b>Sub Total(A)(1)</b>	<b>2</b>	<b>5403857</b>	<b>5403857</b>	<b>72.051</b>	<b>72.051</b>	<b>0</b>	<b>0</b>	
<b>(2)</b>	<b>Foreign</b>								
(a)	Individuals (NRI/Foreign Individuals)	0	0	0	0.000	0.000	0	0	
(b)	Bodies Corporate	0	0	0	0.000	0.000	0	0	
(c)	Institutions	0	0	0	0.000	0.000	0	0	
(d)	Any Others(Specify) GROUP HOLDING	0	0	0	0.000	0.000	0	0	
	<b>Sub Total (A)(2)</b>	<b>0</b>	<b>0</b>	<b>0</b>	<b>0</b>	<b>0</b>	<b>0</b>	<b>0</b>	
	<b>TOTAL SHAREHOLDING OF PROMOTER &amp; PROMOTER GROUP (A)=(A)(1)+(A)(2)</b>	<b>2</b>	<b>5403857</b>	<b>5403857</b>	<b>72.051</b>	<b>72.051</b>	<b>0</b>	<b>0</b>	
<b>(B)</b>	<b>Public Shareholding</b>								
<b>(1)</b>	<b>Institutions</b>								
(a)	Mutual Funds/UTI	1	100	0	0.001	0.001	N.A.	N.A.	
(b)	Financial Institutions	1	100	0	0.001	0.001	N.A.	N.A.	
(c)	Central Govt./State Govt.	0	0	0	0.000	0.000	N.A.	N.A.	
(d)	Venture Capital Funds	0	0	0	0.000	0.000	N.A.	N.A.	
(e)	Insurance Companies	0	0	0	0.000	0.000	N.A.	N.A.	
(f)	Foreign Institutional Investors	0	0	0	0.000	0.000	N.A.	N.A.	
(g)	Foreign Venture Capital Investors	0	0	0	0.000	0.000	N.A.	N.A.	
(h)	Any Other (Specify) FDI	0	0	0	0.000	0.000	N.A.	N.A.	
	<b>Sub Total (B)(1)</b>	<b>2</b>	<b>200</b>	<b>0</b>	<b>0.002</b>	<b>0.002</b>	<b>N.A.</b>	<b>N.A.</b>	
<b>B2</b>	<b>Non Institutions</b>								
(a)	Bodies Corporate	81	269178	139880	3.589	3.589	N.A.	N.A.	
(b)	Individuals								
<b>1</b>	Individuals - i. Individual shareholders holding nominal share capital up to Rs 1	5756	1364541	674170	18.194	18.194	N.A.	N.A.	



11	lakh	ii. Individual shareholders holding nominal share capital in excess of Rs. 1 lakh.	18	411292	411292	5.484	5.484	N.A.	N.A.
(c)		NR/OCB	19	15654	13654	0.209	0.209	N.A.	N.A.
(d)		Clearing Members	20	34978	34978	0.466	0.466	N.A.	N.A.
(e)		Trust	1	300	300	0.004	0.004	N.A.	N.A.
(f)		Foreign Corporate	0	0	0	0	0	N.A.	N.A.
(g)		Employee	0	0	0	0	0	N.A.	N.A.
(h)		Pakistani Shareholders	0	0	0	0	0	N.A.	N.A.
(i)		Directors & their Relatives	0	0	0	0	0	N.A.	N.A.
(B)		Sub-Total (B)2	5895	2095943	1274274	27.946	27.946	N.A.	N.A.
(B)		Total Public Shareholding (B)= (B)(1)+(B)(2)	5897	2096143	1274274	27.948	27.948	N.A.	N.A.
(C)		SHARES HELD BY CUSTODIANS AND AGAINST WHICH DEPOSITORY RECEIPTS HAVE BEEN ISSUED							
		(a)DEPOSITORY RECEIPTS							
		Sub Total (C) (1)							
		TOTAL SHARES HELD BY CUSTODIANS AND AGAINST WHICH DEP. RECEIPTS HAVE BEEN ISSUED (C) – (C)(1)							
		GRAND TOTAL (A)+(B)+(C)	5899	7500000	6678131	100	100	-	0.000

(D)(b) STATEMENT SHOWING SHAREHOLDING OF PERSONS BELONGING TO THE CATEGORY “PROMOTERS & PROMOTERS GROUP”

Sr. No.	Name of the Shareholder	Total shares held		Shares pledged or otherwise encumbered		
		No. of Shares	As a % of grand total (A)+(B)+(C)	As a percentage	As a % of grand total (A)+(B)+(C)	
(i)	(ii)	(iii)	(iv)	(v)	(vi)	
1.	YOGEN KHOSLA	2252024	30.027	NIL	NIL	
2.	INDO CREDIOP PRIVATE LIMITED	3151833	42.024	NIL	NIL	
	TOTAL	5403857	72.051	0	0	

STATEMENT SHOWING SHAREHOLDING OF PERSONS BELONGING TO THE CATEGORY “PUBLIC” AND HOLDING MORE THAN 1% OF

**THE TOTAL NUMBER OF SHARES**

SR. No	NAME OF THE SHAREHOLDER	NUMBER OF SHARES	PERCENTAGE OF TOTAL NUMBER OF SHARES
	TOTAL	0	0

**STATEMENT SHOWING SHAREHOLDING OF PERSONS BELONGING TO THE CATEGORY "PUBLIC" AND HOLDING MORE THAN 5% OF THE TOTAL NUMBER OF SHARES**

SR. No	NAME OF THE SHAREHOLDER	NUMBER OF SHARES	PERCENTAGE OF TOTAL NUMBER OF SHARES
	TOTAL	0	0

**STATEMENT SHOWING DETAILS OF LOCKED-IN-SHARES**

SR. No	NAME OF THE SHAREHOLDER	NUMBER OF SHARES	PERCENTAGE OF TOTAL NUMBER OF SHARES
1	YOGEN KHOSLA	2252024	30.027
	TOTAL	2252024	30.027

**(III)(a) STATEMENT SHOWING DETAILS OF DEPOSITORY RECEIPTS (DRS)**

Sr. No.	Type of Outstanding DR(ADRs, GDRs, SDRs etc)	Number of outstanding DRS	Number of shares underlying outstanding DRS	Shares underlying outstanding DRS as a percentage of total number of shares (i.e, Grand Total (A)+(B)+(C) indicated in statement at para (I)(a)above)
1.	ADR	0.00	0.00	0.00
2	GDR	0.00	0.00	0.00
	TOTAL	0	0	0.00



**STATEMENT SHOWING DETAILS OF SHAREHOLDING OF PROMOTER AND PROMOTER GROUP**

India: Individuals (HUF)

Sr. No.	NAME	PHY-HOL	NSDL-HOL	CDSL-HOL	TOTAL-HOL	%
1.	YOGEN KHOSLA	0	0	2252024	2252024	30.027
	<b>TOTAL</b>	83969	1227535	940529	2252024	30.027

**STATEMENT SHOWING DETAILS OF SHAREHOLDING OF PROMOTER AND PROMOTER GROUP**

India: Body Corporate

Sr.No.	NAME	PHY-HOL	NSDL-HOL	CDSL-HOL	TOTAL-HOL	%
1.	INDO CREDITOP PVT LTD	0	0	3151833	3151833	42.02
	<b>TOTAL</b>	0	1153201	1998632	3151833	42.024

**STATEMENT SHOWING DETAILS OF SHAREHOLDING OF PROMOTER AND PROMOTER GROUP**

Foreign: Body Corporate

Sr.No.	NAME	PHY-HOL	NSDL-HOL	CDSL-HOL	TOTAL-HOL	%
1.		0	0	0	0	0
	<b>TOTAL</b>	0	0	0	0	0

**STATEMENT SHOWING PUBLIC SHAREHOLDING**



Mutual Fund/UTI

Sr.No.	NAME	PHY-HOL	NSDL-HOL	CDSL-HOL	TOTAL-HOL	%
1.	CANBANK MUTUAL FUND	100	0	0	0	0.001
	<b>TOTAL</b>	<b>100</b>	<b>0</b>	<b>0</b>	<b>0</b>	<b>0.001</b>

STATEMENT SHOWING PUBLIC SHAREHOLDING

FINANCIAL INSTITUTIONS/BANKS

Sr.No.	NAME	PHY-HOL	NSDL-HOL	CDSL-HOL	TOTAL-HOL	%
1.	THE VYASYA BANK LIMITED	100	0	0	100	0.001
	<b>TOTAL</b>	<b>100</b>	<b>0</b>	<b>0</b>	<b>100</b>	<b>0.001</b>

STATEMENT SHOWING PUBLIC SHAREHOLDING


CENTRAL/STATE GOVT.(S)

Sr.No.	NAME	PHY-HOL	NSDL-HOL	CDSL-HOL	TOTAL-HOL	%
1.		0	0	0	0	0
	<b>TOTAL</b>	<b>0</b>	<b>0</b>	<b>0</b>	<b>0</b>	<b>0</b>

STATEMENT SHOWING PUBLIC SHAREHOLDING

FOREIGN INVESTORS

Sr.No.	NAME	PHY-HOL	NSDL-HOL	CDSL-HOL	TOTAL-HOL	%
1.		0	0	0	0	0
	<b>TOTAL</b>	<b>0</b>	<b>0</b>	<b>0</b>	<b>0</b>	<b>0</b>





28		1207160000000516	PRITHVI FINMART PRIVATE LIMITED	0	0	2738	2738	0.037
29		1205290000011713	ADINATH CAPITAL SERVICES LIMITED	0	0	95	95	0.001
30		12065900000000037	TRADESWIFT BROKING PRIVATE LIMITED	0	0	100	100	0.001
31		IN30357510001622	MATALIA STOCK BROKING PVT LTD	0	23097	0	23097	0.308
32		IN30096610496350	GLOBE FINCAP LIMITED	0	12900	0	12900	0.172
33		IN30100610091246	SEEMA SECURITIES PVT. LTD.	0	200	0	200	0.003
34		IN30305210793254	MONARCH RESEARCH & BROKERAGE PVT LTD	0	50	0	50	0.001
35		IN30125029055200	DHUIKA TRADING PRIVATE LIMITED	0	50	0	50	0.001
36		12010900005185782	AURANGABAD METAL PRODUCTS PVT LTD	0	0	500	500	0.007
37		IN30065210178607	ALL GUJARAT INVESTOR PROTECTION TRUST	0	1	0	1	0
38		IN30280610026037	SAGAR STEEL PRIVATE LIMITED	0	300	0	300	0.004
39		IN30164510033463	GOLDMINE STOCKS PVT LTD	0	500	0	500	0.007
40		IN30096610080312	GLOBE CAPITAL MARKET LTD	0	10341	0	10341	0.138
41		1205870000000016	CPR CAPITAL SERVICES LTD	0	0	1650	1650	0.022
42		IN30236510000130	SHRI PARASRAM HOLDINGS PVT.LTD.	0	217	0	217	0.003
43		1601010000032508	PUSHKAR FINANCIAL SERVICES LTD	0	0	10	10	0
44		IN30120910077934	SEYMOUR INVESTMENTS PVT. LTD.	0	300	0	300	0.004
45		IN30088814673743	ANUDEEP SECURITIES PVT. LTD.	0	200	0	200	0.003
46		IN30011811039923	ALANKIT ASSIGNMENTS LTD.	0	300	0	300	0.004
47		IN30147710000096	BONANZA PORTFOLIO LTD	0	120	0	120	0.002
48		IN30023910851718	CENTRE FOR MONITORING INDIAN ECONOMY PVT LTD	0	1	0	1	0
49	0003243		NVTECH INVESTMENTS P LTD	200	0	0	200	0.003
50	0003244		NVTECH INVESTMENTS P LTD	200	0	0	200	0.003
51	0003245		NVTECH INVESTMENTS P LTD	200	0	0	200	0.003
52	0005233		ASAL INVESTMENT PVT LTD	10400	0	0	10400	0.139
53	0005234		MULLER INVESTMENT PVT LTD	10000	0	0	10000	0.133
54	0005235		SEYMOUR INVESTMENT PVT LTD	10000	0	0	10000	0.133
55	0005974		RIGHT CORPORATE SERVICES LTD	100	0	0	100	0.001
56	0005977		CORNELLA INVESTMENT (P) LTD	9800	0	0	9800	0.131
57	0005978		MULLER INVESTMENTS (P) LTD	600	0	0	600	0.008
58	0006364		ASAL INVESTMENT (P) LTD	2100	0	0	2100	0.028
59	0006391		GAUDER INVESTMENTS (P) LTD	2000	0	0	2000	0.027
60	0006618		ABC SECURITIES PVT LTD	100	0	0	100	0.001





61	0006787		MASURKAR CREDIT & CAP.SER. LTD	800	0	0	0	800	0.011
62	0006963		ADARSH SECURITIES PVT LTD.	100	0	0	0	100	0.001
63	0007228		FINCAP PORTFOLIO LTD	1500	0	0	0	1500	0.02
64	0007392		KINETIC FINCAP LIMITED	100	0	0	0	100	0.001
65	A000559		ASAL INVESTMENTS PVT LTD	18760	0	0	0	18760	0.25
66	B000219		BAJAJ CAPITAL INVESTMENT LTD.	150	0	0	0	150	0.002
67	C000124		CORNELIA INVESTMENTS P LTD	24830	0	0	0	24830	0.331
68	C000140		CAPREE INVESTMENTS PVT LTD	13500	0	0	0	13500	0.18
69	D000225		DAS JUBILEE PRIVATE LIMITED	270	0	0	0	270	0.004
70	G000265		GAUDER INVESTMENTS PVT LTD	3600	0	0	0	3600	0.048
71	L000011		LOCHHEED COMMERCIAL CO LTD	100	0	0	0	100	0.001
72	L000136		LAKHANPAL BROTHERS PVT LTD	80	0	0	0	80	0.001
73	L000146		LAKHANPAL BROTHERS PVT LTD	408	0	0	0	408	0.005
74	M000489		MULLER INVESTMENTS PVT LTD	7960	0	0	0	7960	0.106
75	N000295		NITAM INVESTMENTS (P) LTD	540	0	0	0	540	0.007
76	R000471		RADAK PRIVATE LIMITED	150	0	0	0	150	0.002
77	S000713		SHANKAR ESTATES P LTD	160	0	0	0	160	0.002
78	S001120		SUD LIMITED	150	0	0	0	150	0.002
79	S001255		SEVMOUR INVESTMENTS PVT LTD	7960	0	0	0	7960	0.106
80	S001339		SUBHAVAN INVESTMENTS PVT LTD	1800	0	0	0	1800	0.024
81	S001475		SEQUENCE ESTATES PVT LTD	680	0	0	0	680	0.009
<b>TOTAL</b>				<b>129298</b>	<b>132330</b>	<b>7550</b>	<b>269178</b>	<b>3.591</b>	

**PUBLIC SHAREHOLDING**

**Non-Institutions Individuals- ii. Individual shareholders holding nominal share capital in excess of Rs. 1 lac.**

Sr. No.	FOLIO	DPID-CLID	NAME	PHY-HOL	NSDL-HOL	CDSL-HOL	TOT-HOL	%
1		1204470007293801	SANDHYA JAIKUMAR JAIN	0	0	14171	14171	0.189
2		1202450000000121	PURSHOTAM KHANDELWAL	0	0	22500	22500	0.3



3		IN30226913875976	ASHISH KUKREJA	0	34400	0	34400	0.459
4		IN30154917844662	PARUL M SHAH	0	11741	0	11741	0.157
5		IN30021415266318	MAMTA AGRAWAL	0	17185	0	17185	0.229
6		IN30290246968306	NAVIN BHALLA	0	13594	0	13594	0.181
7		1204470007278688	JASPREET SINGH CHAUDHARY	0	0	12500	12500	0.167
8		IN30009511707385	RASHMI DEEPAK AGRAWAL	0	14400	586	14986	0.2
9		IN30021413204517	SAVITA R GULATI	0	15000	9000	24000	0.32
10		IN30009511788427	DEEPAK S AGRAWAL	0	30502	0	30502	0.407
11		IN30032710025526	SUMAN MURARKA	0	12700	0	12700	0.169
12		IN30133020794088	VASHISHTHAKUMAR AGRAWAL	0	14522	0	14522	0.194
13		IN30018312678935	SANJAY KUMAR GOGIA	0	11000	0	11000	0.147
14		IN30001110358994	NIRAV M SAPANI	0	69856	0	69856	0.931
15		IN30290241669022	SURENDER KUMAR GULATI	0	10056	0	10056	0.134
16		IN30154916807704	KINNER P SAPANI	0	67923	1000	68923	0.919
17		120235000069532	AMIT GUNCHANDRA MEHTA	0	0	16156	16156	0.215
18		1204470007362651	ROHAK JITEN SHETH	0	0	12500	12500	0.167
<b>TOTAL</b>				<b>0</b>	<b>322879</b>	<b>88413</b>	<b>411292</b>	<b>5.485</b>

**PUBLIC SHAREHOLDING**

Non-Institutions Any other (specify) Non-resident Indian. / OCB

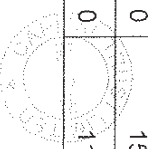
Sr. No.	FOLIO	DPID-CLID	NAME	PHY-HOL	NSDL-HOL	CDSL-HOL	TOT-HOL	%
1		IN30302850761033	NATARAJAN SUDHAKAR	0	60	0	60	0.001
2		IN30023911668145	SREE KUMAR SEKHARA PILLAI	0	500	0	500	0.007
3		IN30154939026168	VASU DEEVI	0	10	0	10	0.000
4		IN30048418179784	NANDAGOPAL KASTHURI VENKATACHALAPATHY	0	60	0	60	0.001



5		IN30154933705032	PRATISH PHILLIP		0	1625	0	1625	0.022
6		IN30023913501944	CHERIAN MATHAI		0	225	0	225	0.003
7		IN300047643149119	KRISHNAMOORTHY SANKAR		0	1905	0	1905	0.025
8		IN30021411532030	SATISH BHAGCHANDANI		0	1000	0	1000	0.013
9		IN301549339564844	RAJEEV C S		0	400	0	400	0.005
10		IN30036010117804	MEENA SURANA		0	62	0	62	0.001
11		IN30311611364188	DWARAMPUDI SURYA BHASKARA REDDY		0	5446	0	5446	0.073
12		IN30267938200376	SURESH KUMAR GUPTA		0	10	0	10	0.000
13		IN30115128068622	SANTOSH MANOHAR SAPKAL		0	100	0	100	0.001
14		IN30021414678904	ANIN NANDANAN		0	1950	0	1950	0.026
15		IN30267930138655	ABDUL BASITH FAROOQUI		0	1	0	1	0.000
16		IN30290243712776	MANISH MAHAJAN		0	100	0	100	0.001
17		IN30018311057120	ANIL AGARWAL		0	200	0	200	0.003
18	P000507		PRABHA NARAYANAN		1000	0	0	1000	0.013
19	R00770A		R NARAYANAN		1000	0	0	1000	0.013
<b>TOTAL</b>					<b>2000</b>	<b>13654</b>	<b>0</b>	<b>15654</b>	<b>0.208</b>

**CLEARING MEMBER**

Sr. No.	FOLIO	DPID-CLID	NAME	PHY-HOL	NSDL-HOL	CDSL-HOL	TOT-HOL	%
1		1203440000068717	ARCADIA SHARE AND STOCK BROKERS PVT. LTD. BSE ABC COLLATERAL A/C	0	0	200	200	0.003
2		1100001000012579	ANAND RATHI SHARE & STOCK BROKERS LIMITED	0	0	200	200	0.003
3		1201640000007983	MANSUKH STOCK BROKERS LIMITED	0	0	30	30	0
4		IN30286310005679	ZEN SECURITIES LIMITED	0	5	0	5	0
5		1203690000158398	BALAJI EQUITIES LIMITED	0	0	200	200	0.003
6		IN30048413645383	AXIS SECURITIES LIMITED	0	150	0	150	0.002
7		IN30023910324155	GEQJIT BNP PARIBAS FINANCIAL SERVICES	0	115	0	115	0.002



		LIMITED							
8	1100001000014255	SUSHIL FINANCIAL SERVICE PVT LIMITED	0	0	60	60	0.001		
9	1203450000001456	ASHIKA STOCK BROKING LTD	0	0	16000	16000	0.213		
10	12033200000006579	ANGEL BROKING PRIVATE LIMITED.	0	0	1006	1006	0.013		
11	12029700000000038	MAGNUM EQUITY BROKING LIMITED	0	0	1000	1000	0.013		
12	11000001000012832	ASIT C. MEHTA INVESTMENT INTERMEDIATES LIMITED	0	0	100	100	0.001		
13	12028700000000014	BP EQUITIES PVT. LTD	0	0	1400	1400	0.019		
14	12010900000007179	MOTILAL OSWAL SECURITIES LTD.	0	0	250	250	0.003		
15	12023000000000037	EMKAY GLOBAL FINANCIAL SERVICES LIMITED	0	0	1851	1851	0.025		
16	12049100000000042	FAIRWEALTH SECURITIES LIMITED	0	0	600	600	0.008		
17	IN30012611178157	HDFC SECURITIES LTD.	0	395	0	395	0.005		
18	IN30018313632254	ICICI SECURITIES LIMITED	0	1106	0	1106	0.015		
19	IN30199110229579	JHAVERI SECURITIES LIMITED	0	100	0	100	0.001		
20	12049800000072806	PACE STOCK BROKING SERVICES PVT LTD	0	0	10210	10210	0.136		
<b>TOTAL</b>			<b>0</b>	<b>1871</b>	<b>33107</b>	<b>34978</b>	<b>0.466</b>		

For Capital Trust Limited

*Tanya Sethi*

Tanya Sethi  
Company Secretary

