

1 (a) STATEMENT SHOWING SHAREHOLDING PATTERN

Name of the Company: CAPITAL TRUST LIMITED

Scrip Code: 511505, Name of the Scrip : CAPITALT, Class of Security : T

Quarter ended on 31-03-2014

Partly paid-up shares	No. of partly paid-up shares	As a % of total no. of partly paid-up shares	As a % of total no. of shares
Held by promoter / promoters group	NIL	NIL	NIL
Held by public	NIL	NIL	NIL
Total	NIL	NIL	NIL
Outstanding convertible securities	No. of outstanding securities	As a % of total no. of Outstanding convertible securities	As a % of total no. of shares of the company, assuming full conversion of the convertible securities
Held by promoter / promoters group	NIL	NIL	NIL
Held by public	NIL	NIL	NIL
Total	NIL	NIL	NIL
Warrants	No. of Warrants	As a % of total no. of Warrants	As a % of total no. of shares of the company, assuming full conversion of warrants
Held by promoter / promoters group	NIL	NIL	NIL
Held by public	NIL	NIL	NIL
Total	NIL	NIL	NIL
Total paid-up capital of the company assuming full conversion of warrants and convertible securities	NIL	NIL	NIL




Cat. Code	Category of Shareholder	No. of Shareholders	Total Number of Shares	No. of Shares held in Dematerialised form.	Total Shareholding as a percentage of total no. of shares		Shares pledged or otherwise encumbered	
					As a percentage of (A+B) (vi)	As a percentage of (A+B+C) (vii)	Number of Shares (viii)	As a percentage (ix)
(i)	(iii)	(iii)	(iv)	(v)	(vi)	(vii)	(viii)	(ix)
(A)	Shareholding of Promoter & Promoter Group							
(1)	Indian							
(a)	Individuals/ Hindu Undivided Family	1	2168064	2168064	29.908	29.908	0	0
(b)	Central Government/ State Government(s)	0	0	0	0.000	0.000	0	0
(c)	Bodies Corporate	1	3179833	3179833	42.398	42.398	0	0
(d)	Financial Institutions/ Banks	0	0	0	0.0000	0.0000	0	0
(e)	Any Others(Specify)	0	0	0	0.0000	0.0000	0	0
	Sub Total(A)(1)	2	5347897	5347897	71.306	71.306	0	0
(2)	Foreign							
(a)	Individuals (NRI/Foreign Individuals)	0	0	0	0.000	0.000	0	0
(b)	Bodies Corporate	0	0	0	0.000	0.000	0	0
(c)	Institutions	0	0	0	0.000	0.000	0	0
(d)	Any Others(Specify) GROUP HOLDING	0	0	0	0.000	0.000	0	0
	Sub Total (A)(2)	0	0	0	0	0	0	0
	TOTAL SHAREHOLDING OF PROMOTER & PROMOTER GROUP (A) = (A)(1)+(A)(2)	2	5347897	5347897	71.306	71.306	0	0
(B)	Public Shareholding							
(1)	Institutions							
(a)	Mutual Funds/UTI	1	100	0	0.001	0.001	N.A.	N.A.
(b)	Financial Institutions	1	100	0	0.001	0.001	N.A.	N.A.
(c)	Central Govt./State Govt.	0	0	0	0.000	0.000	N.A.	N.A.
(d)	Venture Capital Funds	0	0	0	0.000	0.000	N.A.	N.A.
(e)	Insurance Companies	0	0	0	0.000	0.000	N.A.	N.A.
(f)	Foreign Institutional Investors	0	0	0	0.000	0.000	N.A.	N.A.
(g)	Foreign Venture Capital Investors	0	0	0	0.000	0.000	N.A.	N.A.
(h)	Any Other (Specify) FDI	0	0	0	0.000	0.000	N.A.	N.A.
	Sub Total (B)(1)	2	200	0	0.002	0.002	N.A.	N.A.
	Non Institutions							
	Bodies Corporate	71	207304	78006	2.764	2.7640	N.A.	N.A.
(b)	Individuals							



I	Individuals -i. Individual shareholders holding nominal share capital up to Rs 1 lakh	5751	1367862	611743	18.238	18.238	N.A.	N.A.
II	ii. Individual shareholders holding nominal share capital in excess of Rs. 1 lakh.	18	515237	431277	6.870	6.870	N.A.	N.A.
(c)	NRI/OCB	8	17349	15349	0.231	0.231	N.A.	N.A.
(d)	Clearing Members	7	43851	43851	0.585	0.585	N.A.	N.A.
(e)	Trust	1	300	300	0.004	0.004	N.A.	N.A.
(f)	Foreign Body Corporate	0	0	0	0	0	N.A.	N.A.
(g)	Employee	0	0	0	0	0	N.A.	N.A.
(h)	Pakistani Shareholders	0	0	0	0	0	N.A.	N.A.
(i)	Directors & their Relatives	0	0	0	0	0	N.A.	N.A.
	Sub-Total (B)2	5856	2151903	1180526	28.692	28.692	N.A.	N.A.
(B)	Total Public Shareholding (B) = (B)(1)+(B)(2)	5858	2152103	1180526	28.694	28.694	N.A.	N.A.
(C)	SHARES HELD BY CUSTODIANS AND AGAINST WHICH DEPOSITORY RECEIPTS HAVE BEEN ISSUED							
	(a) DEPOSITORY RECEIPTS	0	0	0	0	0	0	N.A.
	Sub Total (C) (1)	0	0	0	0	0	0	N.A.
	TOTAL SHARES HELD BY CUSTODIANS AND AGAINST WHICH DEP. RECEIPTS HAVE BEEN ISSUED (C) - (C)(1)	0	0	0	0	0	0	N.A.
	GRAND TOTAL (A)+(B)+(C)	5860	7500000	6528423	100	100	100	0

(1)(b) STATEMENT SHOWING SHAREHOLDING OF PERSONS BELONGING TO THE CATEGORY "PROMOTERS & PROMOTERS GROUP"

Sr.No.	Name of the Shareholder	Total shares held			Shares pledged or otherwise encumbered		
		No. of Shares	As a % of grand total (A)+(B)+(C)	As a % of grand total (A)+(B)+(C)	As a percentage	As a % of grand total (A)+(B)+(C)	
	(i)	(ii)	(iii)	(iv)	(v)	(vi)	
1.	YOGEN KHOSLA		2168064	28.908	NIL	NIL	
2.	INDO CREDIOP PRIVATE LIMITED		3179833	42.398	NIL	NIL	
	TOTAL		5347897	71.306	0	0	



STATEMENT SHOWING SHAREHOLDING OF PERSONS BELONGING TO THE CATEGORY "PUBLIC" AND HOLDING MORE THAN 1% OF THE TOTAL NUMBER OF SHARES

SR. No	NAME OF THE SHAREHOLDER	NUMBER OF SHARES	PERCENTAGE OF TOTAL NUMBER OF SHARES
	TOTAL	0	0

STATEMENT SHOWING SHAREHOLDING OF PERSONS BELONGING TO THE CATEGORY "PUBLIC" AND HOLDING MORE THAN 5% OF THE TOTAL NUMBER OF SHARES

SR. No	NAME OF THE SHAREHOLDER	NUMBER OF SHARES	PERCENTAGE OF TOTAL NUMBER OF SHARES
	TOTAL	0	0

STATEMENT SHOWING DETAILS OF LOCKED-IN-SHARES

SR. No	NAME OF THE SHAREHOLDER	NUMBER OF SHARES	PERCENTAGE OF TOTAL NUMBER OF SHARES
	TOTAL	0	0

(III)(a) STATEMENT SHOWING DETAILS OF DEPOSITORY RECEIPTS (DRS)

Sr.No.	Type of Outstanding DR(ADRs, GDRs, SDRs, etc)	Number of outstanding DRs	Number of shares underlying outstanding DRs	Shares underlying outstanding DRs as a percentage of total number of shares (i.e,Grand Total (A)+(B)+(C) indicated in statement at para (I)(a)above)
1.	ADR	0.00	0.00	0.00



2	GDR	0.00	0.00	0.00	
TOTAL		0	0	0.00	0.00

STATEMENT SHOWING DETAILS OF SHAREHOLDING OF PROMOTER AND PROMOTER GROUP

India: Individuals (HUF)

Sr.No.	NAME	PHY-HOL	NSDL-HOL	CDSL-HOL	TOTAL-HOL	%
1.	YOGEN KHOSLA	0	1227535	940529	2168064	28.908
TOTAL		0	1227535	940529	2168064	28.908

STATEMENT SHOWING DETAILS OF SHAREHOLDING OF PROMOTER AND PROMOTER GROUP

India: Body Corporate

Sr. No.	NAME	PHY-HOL	NSDL-HOL	CDSL-HOL	TOTAL-HOL	%
1.	INDO CREDIOP PRIVATE LIMITED	0	1153201	2026632	3179833	42.398
TOTAL		0	1153201	2026632	3179833	42.398

STATEMENT SHOWING DETAILS OF SHAREHOLDING OF PROMOTER AND PROMOTER GROUP

Foreign: Body Corporate

Sr.No.	NAME	PHY-HOL	NSDL-HOL	CDSL-HOL	TOTAL-HOL	%
1.		0	0	0	0	0
TOTAL		0	0	0	0	0



STATEMENT SHOWING PUBLIC SHAREHOLDING

Mutual Fund/UTI

Sr.No.	NAME	PHY-HOL	NSDL-HOL	CDSL-HOL	TOTAL-HOL	%
1.	CANBANK MUTUAL FUND	100	0	0	100	0.001
	TOTAL	100	0	0	100	0.001

STATEMENT SHOWING PUBLIC SHAREHOLDING

FINANCIAL INSTITUTIONS/BANKS

Sr. No.	NAME	PHY-HOL	NSDL-HOL	CDSL-HOL	TOTAL-HOL	%
1.	THE VYASYA BANK LIMITED	100	0	0	100	0.001
	TOTAL	100	0	0	100	0.001

STATEMENT SHOWING PUBLIC SHAREHOLDING

CENTRAL/STATE GOVT.(S)

Sr.No.	NAME	PHY-HOL	NSDL-HOL	CDSL-HOL	TOTAL-HOL	%
1.		0	0	0	0	0
	TOTAL	0	0	0	0	0

STATEMENT SHOWING PUBLIC SHAREHOLDING

FOREIGN INSTITUTIONAL INVESTORS




Sr.No.	NAME	PHY-HOL	NSDL-HOL	CDSL-HOL	TOTAL-HOL	%
1.		0	0	0	0	0
	TOTAL	0	0	0	0	0

STATEMENT SHOWING PUBLIC SHAREHOLDING

NON - INSTITUTIONAL BODIES CORPORATE

Sr. No.	FOLIO	DPID-CLID	NAME	PHY-HOL	NSDL-HOL	CDSL-HOL	TOT-HOL	%
1		IN30156510029045	TRANSWORLD SECURITIES LIMITED	0	20	0	20	0.0
2		1201770100075062	HEM SECURITIES LIMITED	0	0	200	200	0.0
3		IN30220111169815	ECL FINANCE LTD	0	25	0	25	0.0
4		1204790000016449	COMPETENT FINMAN PVT. LTD	0	0	250	250	0.0
5		IN30011810717825	JAIPRAKASH ASSOCIATES LIMITED	0	15350	0	15350	0.2
6		1206700000000015	VIKSON SECURITIES PVT LTD	0	0	1050	1050	0.014R
7		IN30236510000130	SHRI PARASRAM HOLDINGS PVT.LTD.	0	550	0	550	0.0
8		IN30133017156140	KHEM SUM APPARELS OVERSEAS LTD	0	400	0	400	0.0
9		IN30012610009411	KUMAR SHARE BROKERS LTD	0	888	0	888	0.0
10		IN30132110399438	ISHA SECURITIES LIMITED	0	5	0	5	0.0
11		IN30113526087497	GENERAL INVESTMENT & COMMERCIAL CORPORATION LTD	0	100	0	100	0.0
12		IN30154932546731	EXCLUSIVE SECURITIES LIMITED	0	300	0	300	0.0
13		IN30023910851718	CENTRE FOR MONITORING INDIAN ECONOMY PVT LTD	0	1	0	1	0.0
14		11204900000000011	NIKON FINLEASE PRIVATE LIMITED	0	0	3750	3750	0.0
15		IN30371910177091	EDELWEISS BROKING LTD.	0	10	0	10	0.0
16		IN30094010160640	INDUS PORTFOLIO PVT. LTD	0	250	0	250	0.0
17		IN30184610212323	SURYA SCRIPS PVT. LTD.	0	10	0	10	0.0
18		IN30097411699471	MARWADI SHARES AND FINANCE LTD.	0	295	0	295	0.0
19		IN30051314972550	SHAREKHAN LIMITED	0	251	0	251	0.0
20		IN30021413970520	STUDIO PELLE INDIA PVT LTD	0	100	0	100	0.0
21		1203660000002540	MAVERICK SHARE BROKERS LIMITED	0	0	80	80	0.0
22		1206900000000831	MOTISOONS SHARES PRIVATE LIMITED	0	0	20000	20000	0.0



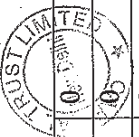
23		1601010000032508	PUSHKAR FINANCIAL SERVICES LTD	0	0	10	10	0.000
24		IN30357510001622	MATALIA STOCK BROKING PVT LTD	0	29165	0	29165	0.389
25		1203500000021161	TRADE STATION SECURITIES PVT.LTD	0	0	500	500	0.007
26		IN30125029055200	DHUIKA TRADING PRIVATE LIMITED	0	50	0	50	0.001
27		IN30065210178607	ALL GUJARAT INVESTOR PROTECTION TRUST	0	1	0	1	0.000
28		IN30280610026037	SAGAR STEEL PRIVATE LIMITED	0	300	0	300	0.004
29		IN30114310095924	MASTER CAPITAL SERVICES LTD	0	367	0	367	0.005
30		1203160000217535	KALPATARU MULTIPLIER LIMITED	0	0	1000	1000	0.013
31		IN30039415826358	KARVY STOCK BROKING LIMITED	0	1158	0	1158	0.015
32		IN30147710000096	BONANZA PORTFOLIO LTD	0	620	0	620	0.008
33		IN30011811039923	ALANKIT ASSIGNMENTS LTD.	0	50	0	50	0.001
34		IN30088814673743	ANUDEEP SECURITIES PVT. LTD.	0	200	0	200	0.003
35		IN30120910077934	SEYMOUR INVESTMENTS PVT. LTD.	0	300	0	300	0.004
36		1201910100000391	SMC GLOBAL SECURITIES LTD.	0	0	200	200	0.003
37	0003243		NVTECH INVESTMENTS P LTD	200	0	0	200	0.003
38	0003244		NVTECH INVESTMENTS P LTD	200	0	0	200	0.003
39	0003245		NVTECH INVESTMENTS P LTD	200	0	0	200	0.003
40	0005233		ASAL INVESTMENT PVT LTD	10400	0	0	10400	0.139
41	0005234		MULLER INVESTMENT PVT LTD	10000	0	0	10000	0.133
42	0005235		SEYMOUR INVESTMENT PVT LTD	10000	0	0	10000	0.133
43	0005974		RIGHT CORPORATE SERVICES LTD	100	0	0	100	0.001
44	0005977		CORNELLA INVESTMENT (P) LTD	9800	0	0	9800	0.131
45	0005978		MULLER INVESTMENTS (P) LTD	600	0	0	600	0.008
46	0006364		ASAL INVESTMENT (P) LTD	2100	0	0	2100	0.028
47	0006391		GAUDER INVESTMENTS (P) LTD	2000	0	0	2000	0.027
48	0006618		ABC SECURITIES PVT LTD	100	0	0	100	0.001
49	0006787		MASURKAR CREDIT & CAP.SER. LTD	800	0	0	800	0.011
50	0006963		ADARSH SECURITIES PVT LTD.	100	0	100	100	0.001
51		1203320007719863	ANGEL FINCAP PRIVATE LTD	0	0	0	62370	0.832
52	0007228		FINCAP PORTFOLIO LTD	1500	0	0	1500	0.020
53	0007392		KINETIC FINCAP LIMITED	100	0	0	100	0.001
54	A000559		ASAL INVESTMENTS PVT LTD	18760	0	0	18760	0.250
55	B000219		BAJAJ CAPITAL INVESTMENT LTD.	150	0	0	150	0.002
56	C000124		CORNELLIA INVESTMENTS P LTD	24830	0	0	24830	0.331

57	C000140		CAPREE INVESTMENTS PVT LTD	13500	0	0	0	13500	0.180
58	D000225		DAS JUBLEE PRIVATE LIMITED	270	0	0	0	270	0.004
59	G000265		GAUDER INVESTMENTS PVT LTD	3600	0	0	0	3600	0.048
60	L000011		LOCHHEED COMMERCIAL CO LTD	100	0	0	0	100	0.001
61	L000136		LAKHANPAL BROTHERS PVT LTD	80	0	0	0	80	0.001
62	L000146		LAKHANPAL BROTHERS PVT LTD	408	0	0	0	408	0.005
63	M000489		MULLER INVESTMENTS PVT LTD	7960	0	0	0	7960	0.106
64	N000295		NITAM INVESTMENTS (P) LTD	540	0	0	0	540	0.007
65	R000471		RADAK PRIVATE LIMITED	150	0	0	0	150	0.0022
66	S000713		SHANKAR ESTATES P LTD	160	0	0	0	160	0.002
67	S001120		SUD LIMITED	150	0	0	0	150	0.0022
68	S001255		SEVMOUR INVESTMENTS PVT LTD	7960	0	0	0	7960	0.106
69	S001339		SUBHAVAN INVESTMENTS PVT LTD	1800	0	0	0	1800	0.024
70	S001475		SEQUENCE ESTATES PVT LTD	680	0	0	0	680	0.009
71		12010900001320629	MOTILAL OSWAL FINANCIAL SERVICES LIMITED	0	0	0	200	200	0.003
TOTAL				129298	49878	28128	207304	2.7615	

PUBLIC SHAREHOLDING

Non-Institutions Individuals- ii. Individual shareholders holding nominal share capital in excess of Rs. 1 lac.

Sr. No.	FOLIO	DPID-CLID	NAME	PHY-HOL	NSDL-HOL	CDSL-HOL	TOT-HOL	%
1		1202450000000121	PURSHOTAM KHANDELWAL	0	0	25999	25999	0.3
2		IN30021415103206	MAYA KHANNA	0	19010	0	19010	0.2
3		IN30021415102754	SHIVANI KHANNA	0	29490	0	29490	0.3
4		IN30290246968306	NAVIN BHALLA	0	16164	0	16164	0.2
5		IN30032710025526	SUMAN MURARKA	0	12700	0	12700	0.1
6		IN30001110358994	NIRAV M SAPANI	0	56747	0	56747	0.7
7		IN30021412623187	SANJIV KHANNA	0	15000	0	15000	0.2
8		IN30018312678935	SANJAY KUMAR GOGIA	0	37199	0	37199	0.4
9		IN30154916807704	KINNER P SAPANI	0	54352	0	54352	0.7

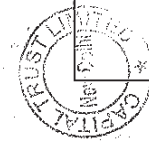


	IN30021415107839	DEVINDER CHAND	0	15500	0	15500	0	15500	0.207
10									
11	IN30074910473027	NAYAN N SHAH	0	9516	7588	17104	0.228		
12	1201090000400158	PRAFUL P SAPANI	0	0	45785	45535	0.610		
13	IN30292710136732	PRITAM DAS NARANG	0	24084	0	24084	0.321		
14	1206900000000014	VIMLA DEVI JAIN	0	0	36621	36621	0.488		
15	0005236	VIRENDER PRAKASH PUNJ	30000	0	0	30000	0.400		
16	1206900000000048	NAMITA CHHABRA	0	0	25522	25522	0.340		
17	V000369	V P PUNJ	23220	0	0	23220	0.310		
28	V000387	V P PUNJ	30740	0	0	30740	0.410		
TOTAL			83960	289762	141515	515237	6.87		

PUBLIC SHAREHOLDING

Non-Institutions Any other (specify) Non-resident Indian. / OCB

Sr. No.	FOLIO	DPID-CLID	NAME	PHY-HOL	NSDL-HOL	CDSL-HOL	TOT-HOL	%
1		IN30302850761033	NATARAJAN SUDHAKAR	0	60	0	60	0.001
2		IN30036010117804	MEENA SURANA	0	62	0	62	0.001
3		IN30267938200376	SURESH KUMAR GUPTA	0	26	0	26	0.000
4		IN30021414678904	ANIN NANDANAN	0	15000	0	15000	0.200
5		IN30267930138655	ABDUL BASITH FAROOQUI	0	1	0	1	0.000
6		IN30018311057120	ANIL AGARWAL	0	200	0	200	0.003
7	P000507		PRABHA NARAYANAN	1000	0	0	1000	0.013
8	R00770A		R NARAYANAN	1000	0	0	1000	0.013
TOTAL				2000	15349	0	17349	0.231



CLEARING MEMBER

Sr. No.	FOLIO	DPID-CLID	NAME	PHY-HOL	NSDL-HOL	CDSL-HOL	TOT-HOL	%
1		1204630000023115	BMA WEALTH CREATORS LTD.	0	0	90	90	0.001
2		1203690000001320	BALAJI EQUITIES LIMITED	0	0	200	200	0.003
3		1201640000007983	MANSUKH STOCK BROKERS LIMITED	0	0	530	530	0.007
4		1201640000007001	MANSUKH SECURITIES AND FINANCE LTD.	0	0	200	200	0.003
5		1204910000000042	FAIRWEALTH SECURITIES LIMITED	0	0	100	100	0.001
6		1204980000072806	PAGE STOCK BROKING SERVICES PVT LTD	0	0	41268	41268	0.550
7		12071600000000495	PRITHVI FINMART PRIVATE LIMITED	0	0	1463	1463	0.020
TOTAL				0	0	43851	43851	0.585

For & on behalf of
Capital Trust Limited
Tanya Sethi
(Tanya Sethi)
Company Secretary