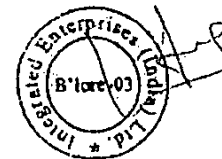


Name of the Company	: CAMSON BIO TECHNOLOGIES LIMITED
Scrip Code	: 690076
Name of the Scrip, Class of Security	: CAMSONBIO, Equity
Quarter ended	: 31ST DECEMBER 2014

SHAREHOLDING PATTERN IN COMPLIANCE WITH CLAUSE 36 OF THE LISTING AGREEMENT AS ON 31ST DECEMBER 2014

1(a) Statement showing Shareholding Pattern.

Partly paid-up shares :-	No of partly paid-up shares	As a % of total no. of partly paid-up shares	As a % of total no. of shares of the Company
Held by promoter/promoter group	NIL	NA	NA
Held by Public	NIL	NA	NA
Total(D)	0	0	0
Outstanding convertible securities :-	No of outstanding securities	As a % of total no. of outstanding convertible securities	As a % of total no. of shares of the company, assuming full conversion of the convertible securities
Held by promoter/promoter group	NIL	NA	NA
Held by Public	NIL	NA	NA
Total(E)	0	0	0
Warrants :-	No of warrants	As a % of total no. of warrants	As a % of total no. of shares of the Company, assuming full conversion of warrants
Held by promoter/promoter group	0	0	0
Held by Public	0	0.00	0.00
Total(F)	0	0.00	0.00
Total paid-up capital of the company, assuming full conversion of warrants and convertible securities (A+B+C)+(D+E+F)	29,999,840		



for Camson Bio Technologies Limited

B.S.K. Singh

Director



Category Code	Category of shareholder	Total Number of shareholders	Total number of shares	Number of shares held in dematerialized form	Total shareholding as a percentage of total number of shares		Shares pledged or otherwise encumbered	
					As a percentage of (A+B)1	As a percentage of (A+B+C)	Number of shares	As a percentage
(f)	(ii)	(iii)	(iv)	(v)	(vi)	(vii)	(viii)	(ix)=(viii)/(vii)*100
(A)	Shareholding of Promoter and Promoter Group[2]							
(1)	Indian							
(a)	Individuals/Hindu Undivided Family	2	2063180	2063180	6.88	6.88	-	-
(b)	Central Government/ State Government(s)	-	-	-	-	-	-	-
(c)	Bodies Corporate	1	2790000	2790000	9.30	9.30	-	-
(d)	Financial Institutions/ Banks	-	-	-	-	-	-	-
(e)	Any Other (specify)	-	-	-	-	-	-	-
	Any Others(Specify Persons acting in Concert)	5	2,485,420	2,485,420	8.28	8.28	-	-
	Sub-Total (A)(1)	8	7338600	7338600	24.46	24.46	0	0.00
(2)	Foreign							
(a)	Individuals (Non-Resident Individuals/ Foreign Individuals)	-	-	-	-	-	-	-
(b)	Bodies Corporate	-	-	-	-	-	-	-
(c)	Institutions	-	-	-	-	-	-	-
(d)	Qualified Foreign Investor	-	-	-	-	-	-	-
(e)	Any Other (specify)	-	-	-	-	-	-	-
	Sub-Total (A)(2)	0	0	0	0.00	0.00	-	-
	Total Shareholding of Promoter and Promoter Group (A)=(A)(1)+(A)(2)	8	7,338,600	7,338,600	24.46	24.46	-	0.0
(B)	Public shareholding[3]							
(1)	Institutions							
(a)	Mutual Funds/ UTI	1	850,000	850,000	2.83	2.83	-	-
(b)	Financial Institutions/ Banks	1	4,000	4,000	0.01	0.01	-	-
(c)	Central Government/ State Government(s)	-	-	-	-	-	-	-
(d)	Venture Capital Funds	-	-	-	-	-	-	-
(e)	Insurance Companies	-	-	-	-	-	-	-
(f)	Foreign Institutional Investors	5	6,394,544	524,704	21.32	21.32	-	-
(g)	Foreign Venture Capital Investors	-	-	-	-	-	-	-
(h)	Qualified Foreign Investor	-	-	-	-	-	-	-
(i)	Any Other (specify)	-	-	-	-	-	-	-
	Sub-Total (B)(1)	7	7,248,544	1,378,704	24.16	24.16	-	-
(2)	Non-Institutions							
(a)	Bodies Corporate	268	4,783,462	4,771,162	15.94	15.94	-	-
(b)	Individuals							
	i. Individual shareholders holding nominal share capital up to Rs. 1 lakh.	9,437	4,184,599	3,686,741	13.98	13.98	-	-
	ii. Individual shareholders holding nominal share capital in excess of Rs. 1 lakh.	95	5,183,437	5,183,437	17.28	17.28	-	-
(c)	Qualified Foreign Investor	-	-	-	-	-	-	-
(d)	Any Other (specify)	-	-	-	-	-	-	-
	Trust	1	6000	6000	0.02	0.02	-	-
	NRI	119	303339	303339	1.01	1.01	-	-
	Clearing Member	100	941859	941859	3.14	3.14	-	-
	Sub-Total (B)(2)	10,020	15,412,696	14,892,638	51.38	51.38	-	-
	Total Public Shareholding (B)=(B)(1)+(B)(2)	10,027	22,661,240	16,271,242	75.54	75.54	-	-
	TOTAL (A)+(B)	10,035	29,999,840	23,609,842	100.00	100.00	0	0.00
(C)	Shares held by Custodians and against which Depository Receipts have been issued							
1	Promoter and Promoter Group	-	-	-	-	-	-	-
2	Public	-	-	-	-	-	-	-
	Sub-Total (C)	-	-	-	-	-	-	-
	GRAND TOTAL (A)+(B)+(C)	10,035	29,999,840	23,609,842	100.00	100.00	0	0.00

NOT APPLICABLE

NOT APPLICABLE

For Camson Bio Technologies Limited

B.S.K. Singh


Director



Handwritten signature/initials.

(i) Statement showing holding of securities including shares, warrants, convertible securities of persons belonging to the category "Promoter and Promoter Group"

Sl. No.	Name of the shareholder	Details of Shares held			Encumbered shares (%)			Details of warrants		Details of convertible securities		Total shares (including underlying shares assuming full conversion of warrants and convertible securities) as a % of diluted share capital
		No. of Shares held	As a % of grand total (A)-(B)-(C)	No.	As a percentage (D)/(A+B+C)	As a % of grand total (A)-(B)-(C) of sub-class (ii)	Number of warrants held	As a % total number of warrants of the same class	Number of securities held	As a % total number of convertible securities of the same class		
(I)	(II)	(III)	(IV)	(V)	(VI) (D)/(A+B+C)	(VII)	(VIII)	(IX)	(X)	(XI)	(XII)	
1	Dilendra Kumar	1944660	6.48	0	0.00	0.00	-	-	-	-	-	
2	Achal Narayan Singh Persons acting in concert	118500	0.40	0	0.00	0.00	-	-	-	-	-	
1	Asha Singh	32710	0.11	0	0.00	0.00	-	-	-	-	-	
2	Geeta Singh	782710	2.64	0	0.00	0.00	-	-	-	-	-	
3	Karan Singh	850000	2.83	0	0.00	0.00	-	-	-	-	-	
4	Veerendra Kumar Singh	110000	0.37	0	0.00	0.00	-	-	-	-	-	
5	Rajya Singh	700000	2.35	0	0.00	0.00	-	-	-	-	-	
6	M/s Shradha Health resort & SPA Private Limited	2780000	9.30	0	0.00	0.00	-	-	-	-	-	
	Total	7338600	24.45	0	0.00	0.00	-	0.00	-	-	-	



Camson Bio Technologies Limited

B.S.K. Singh
Company Secretary




(1)(c) (i) Statement showing holding of securities (including shares, warrants, convertible securities) of persons belonging to the category "Public" and holding more than 1% of the total number of shares

Sr. No.	Name of the shareholder	Number of shares held	Shares as a percentage of total number of shares (i.e., Grand Total (A)+(B)+(C) indicated in Statement at para (1)(a) above)	Details of warrants		Details of convertible securities		Total shares (including underlying shares assuming full conversion of warrants and convertible securities) as a % of diluted share capital
				Number of warrants held	As a % total number of warrants of the same class	Number of convertible securities held	% w.r.t total number of convertible securities of the same class	
1	BIO HARVEST PTE. LTD.	5869840	19.57	-	-	-	-	-
2	Silvercross Marketing Pvt Ltd	1100000	3.67	-	-	-	-	-
3	Karan G Mehta	1100000	3.67	-	-	-	-	-
4	ISBI MAGNUM COMMA FUND	850000	2.83	-	-	-	-	-
5	INDIANIVESH SECURITIES PRIVATE LIMITED	740924	2.47	-	-	-	-	-
6	CHEMEX GOODS PVT LTD	600000	2.00	-	-	-	-	-
7	FIRST FINANCE ADVISORY PRIVATE LIMITED	600000	2.00	-	-	-	-	-
8	RAMA KRISHNA PILAKA	504000	1.68	-	-	-	-	-
9	SUDHA K	500000	1.67	-	-	-	-	-
10	EMERGING INDIA FOCUS FUNDS	422114	1.41	-	-	-	-	-
11	Indian Syntans Investments Private Limited	307000	1.02	-	-	-	-	-
	TOTAL	12593878	41.98	0	0.00	-	-	-

(1)(c) (ii) Statement showing holding of securities (including shares, warrants, convertible securities) of persons (together with PAC) belonging to the category "Public" and holding more than 5% of the total number of shares of the company

Sr. No.	Name(s) of the shareholder(s) and the Persons Acting in Concert (PAC) with them	Number of shares	Shares as a percentage of total number of shares (i.e., Grand Total (A)+(B)+(C) indicated in Statement at para (1)(a) above)	Details of warrants		Details of convertible securities		Total shares (including underlying shares assuming full conversion of warrants and convertible securities) as a % of diluted share capital
				Number of warrants	As a % total number of warrants of the same class	Number of convertible securities held	% w.r.t total number of convertible securities of the same class	
1	BIO HARVEST PTE. LTD.	5869840	19.57	-	-	-	-	-
	Total	5,869,840	19.57	-	-	-	-	-



For Cansoh Bio Technologies Limited

B. S. K. Srikish
Company Secretary

(I)(d) Statement showing details of locked-in shares


Sr. No.	Name of the shareholder	Number of locked-in shares	Locked-in shares as a percentage of total number of shares (i.e., Grand Total (A)+(B)+(C) indicated in Statement at para (I)(a) above)	Promotor / Promoter Group / Public
1	SHASHTIKA HEALTH RESORT AND SPA PVT LTD	1800000	6.00	Person Acting in Concert
2	BIO HARVEST PTE. LTD.	1674327	5.58	FI
3	Karan G Mehta	1100000	3.67	Public
4	REEYA SINGH	700000	2.33	Person Acting in Concert
5	CHEMEX GOODS PVT LTD	600000	2.00	Body Corporate
6	FIRST FINANCE ADVISORY PRIVATE LIMITED	600000	2.00	Body Corporate
7	KRUTI VYAPAAR PVT LTD	100000	0.33	Body Corporate
	TOTAL	6,574,327	21.91	

(II)(a) Statement showing details of Depository Receipts (DRs)

Sr. No.	Type of outstanding DR (ADRs, GDRs, SDRs, etc.)	Number of outstanding DRs	Number of shares underlying outstanding DRs	Shares underlying outstanding DRs as a percentage of total number of shares (i.e., Grand Total (A)+(B)+(C) indicated in Statement at para (I)(a) above)
	NIL	NIL	NIL	NIL

(II)(b) Statement showing Holding of Depository Receipts (DRs), where underlying shares held by 'promoter / promoter group' are in excess of 1% of the total number of shares

Sr. No.	Name of the DR Holder	Type of outstanding DR (ADRs, GDRs, SDRs, etc.)	Number of shares underlying outstanding DRs	Shares underlying outstanding DRs as a percentage of total number of shares (i.e., Grand Total (A)+(B)+(C) indicated in Statement at para (I)(a) above)
	NIL	NIL	NIL	NIL



for Camcon Bio Technologies Limited

B.S.K. Singh
Company Secretary