

Name of the Company :	CTIL LIMITED		
Script Code,Name of the scrip, class of security :	Equity		
Quarter ended :	31/03/2014		
Partly paid-up shares :-	No. of partly paid-up shares	As a % of total no. of partly paid-up	As a % of total no. of shares of the company
Held by promoter/ promoter group	0	0.00	0.00
Held by public	0	0.00	0.00
<b>Total (D)</b>	<b>0</b>	<b>0.00</b>	<b>0.00</b>
Outstanding convertible securities	No. of outstanding securities	As a % of total no. of outstanding convertible securities	As a % of total no. of shares of the company, assuming full conversion of the convertible securities
Held by promoter/ promoter group	0	0.00	0.00
Held by public	0	0.00	0.00
<b>Total (E)</b>	<b>0</b>	<b>0.00</b>	<b>0.00</b>
Warrants	No. of Warrants	As a % of total no. of Warrants	As a % of total no. of shares of the company, assuming full conversion of warrants
Held by promoter/ promoter group	0	0.00	0.00
Held by public	0	0.00	0.00
<b>Total (F)</b>	<b>0</b>	<b>0.00</b>	<b>0.00</b>
<b>Total paid-up capital of the company, assuming full conversion of warrants convertible securities Total (A+B+C)+ D+E+F)</b>	<b>30770757</b>		<b>100.00</b>

For CTIL LIMITED


  
Director

Statement Showing Shareholding Pattern

Table (I)(a)


Category Code	Category of Shareholder	Number of Shareholders	Total Number Of Shares	Number of Shares held in Dematerialised form	Total Shareholding as a percentage of total number of shares		Shares Pledged or otherwise encumbered	
					As a Percentage of (A+B)	As a Percentage of (A+B+C)	No. Of Shares	As a Percentage
(I)	(II)	(III)	(IV)	(V)	(VI)	(VII)	(VIII)	(IX)= (VIII)/(IV) *100
(IX)= (VIII)/(IV) *100								
(A) Shareholdin g of Promoter and Promoter Group2								
1. INDIAN								
(a)	INDIVIDUAL / HUF	2	800000	800000	2.5999	2.5999	0	0.00
(b)	CENTRAL / STATE GOVERNMENT(S)	0	0	0	0.0000	0.0000	0	0.00
(c)	BODIES CORPORATE	0	0	0	0.0000	0.0000	0	0.00
(d)	FINANCIAL INSTITUTIONS / BANKS	0	0	0	0.0000	0.0000	0	0.00
(e)	ANY OTHERS (Specify)							
(i)	DIRECTORS RELATIVES	0	0	0	0.0000	0.0000	0	0.00
(ii)	GROUP COMPANIES	3	3925597	998597	12.7576	12.7576	0	0.00
SUB TOTAL (A)(1) :		5	4725597	1798597	15.3574	15.3574	0	0.00
2. FOREIGN								
(a)	INDIVIDUAL	0	0	0	0.0000	0.0000	0	0.00
(b)	BODIES CORPORATE	0	0	0	0.0000	0.0000	0	0.00
(c)	INSTITUTIONS	0	0	0	0.0000	0.0000	0	0.00

For CTIL LIMITED

  
Director

(d)	QUALIFIED FOREIGN INVESTOR	0	0	0	0.0000	0.0000	0	0.00
SUB TOTAL (A)(2) :		0	0	0	0.0000	0.0000	0	0.00
Total holding for Promoters and Promoter group	(A)=(A)(1) + (A)(2)	5	4725597	1798597	15.3574	15.3574	0	0.00
(B) Public shareholding								
1. INSTITUTIONS								
(a)	MUTUAL FUNDS / UTI	0	0	0	0.0000	0.0000	0	0.00
(b)	FINANCIAL INSTITUTIONS / BANKS	0	0	0	0.0000	0.0000	0	0.00
(c)	CENTRAL / STATE GOVERNMENT(S)	0	0	0	0.0000	0.0000	0	0.00
(d)	VENTURE CAPITAL FUNDS	0	0	0	0.0000	0.0000	0	0.00
(e)	INSURANCE COMPANIES	0	0	0	0.0000	0.0000	0	0.00
(f)	FII'S	0	0	0	0.0000	0.0000	0	0.00
(g)	FOREIGN VENTURE CAPITAL INVESTORS	0	0	0	0.0000	0.0000	0	0.00
SUB TOTAL (B)(1) :		0	0	0	0.0000	0.0000	0	0.00
B 2 Non-institutions								
(a)	BODIES CORPORATE	167	4830738	3573808	15.6991	15.6991	0	0.00
(b)	INDIVIDUAL							
(i)	(CAPITAL UPTO TO Rs. 1 Lakh)	6901	5197605	4795430	16.8914	16.8914	0	0.00
(ii)	(CAPITAL GREATER THAN Rs. 1 Lakh)	303	15847067	15073194	51.5004	51.5004	0	0.00
(c)	ANY OTHERS (Specify)							
(i)	TRUSTS	1	500	500	0.0016	0.0016	0	0.00
(ii)	CLEARING MEMBER	16	107589	107589	0.3496	0.3496	0	0.00
(iii)	DIRECTORS RELATIVES	0	0	0	0.0000	0.0000	0	0.00


For CTIL LIMITED

  
Director




(iv)	EMPLOYEE	0	0	0	0.0000	0.0000	0	0.00
(v)	NON RESIDENT INDIANS (NRI)	25	61661	46661	0.2004	0.2004	0	0.00
(vi)	OVERSEAS BODIES CORPORATES	0	0	0	0.0000	0.0000	0	0.00
SUB TOTAL (B)(2) :		7413	26045160	23597182	84.6426	84.6426	0	0.00
Total Public Shareholdin g	(B)=(B)(1) + (B)(2)	7413	26045160	23597182	84.6426	84.6426	0	0.00
Total (A) + (B) :		7418	30770757	25395779	100.0000	100.0000	0	0.00
(C) Shares held by Custodians and against which Depository Receipts have been issued								
(a)	SHARES HELD BY CUSTODIANS	0	0	0	0.0000	0.0000	0	0.00
SUB TOTAL (C)(1) :		0	0	0	0.0000	0.0000	0	0.00
Grand Total (A) + (B) + (C)		7418	30770757	25395779	100.0000	100.0000	0	0.00
NOTES :	1) NAME, NUMBER OF SHARES HELD & PERCENTAGE OF ENTITIES / PERSONS HOLDING MORE THAN 1% OF THE TOTAL SHARES OF THE COMPANY IS AS PER ANNEXURE							
Print Date :	09/04/2014	Page -1 of 1						

For CTIL LIMITED

  
Director

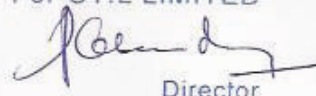
(l)(c)(ii)	Statement showing holding of securities (including shares, warrants, convertible securities) of persons (together with PAC) belonging to the category "Public" and holding more than 5% of the total number of shares of the company	AS ON :	31/03/2014					
SR.NO	Name of the shareholder	Number of shares	Shares as a percentage of total number of shares (i.e., Grand Total (A)+(B)+(C) indicated in Statement at para (l)(a) above)	Details of warrants		Details of convertible securities		Total shares (including underlying shares assuming full conversion of warrants and convertible securities) as a % of diluted share capital
				Number of warrants held	As a % total number of warrants of the same class	Number of convertible securities held	% w.r.t. total number of convertible securities of the same class	
1				0	0	0	0	0
TOTAL :				0	0	0	0	0

For CTIL LIMITED

  
Director

(II) (b) Statement showing Holding of Depository Receipts (DRs) where underlying shares are in excess of 1% of the total number of shares.			
Sr.No.	Type of Outstanding DR (ADRs,GDRs,SDRs etc.)	No.of Shares underlying outstanding DRs.	Shares underlying outstanding DRs.as a Percentage of total number of shares (i.e Total (A)+(B)+(C) Indicated in Statement at Para (I) (a) above)
1			
TOTAL :			

For CTIL LIMITED




Director

(II) (a) Statement Showing Details of Depository Receipts (DRs)

Unit :		As on Date :		31/03/2014
Sr.No.	Type of Outstanding DR (ADRs,GDRs,SDRs etc.)	No of Outstanding DRs.	No of Shares underlying outstanding DRs.	Shares underlying outstanding DRs as a Percentage of total number of shares (i.e Total (A)+ (B) + (C) Indicated in statement at para(I) (a) above)
1	GDRs			
		TOTAL :		

For CTIL LIMITED

  
Director

(l)(d)	Statement Showing " LOCKED - IN - SHARES "		AS ON :	31/03/2014
SR NO	NAME	Category	Shares	% age
1	JAGADEESH BABU PINNAMANENI	Promoter / Promoter Group	400000	1.30
2	K LAKSHMI KUMARI	Public	41025	0.13
3	KRISHNA MOHAN VEJELLA	Public	289743	0.94
4	M/S GARUDA INFO SYSTEMS PVT LTD	Public	300000	0.97
5	M/S GKML SOFTWARE TECHNOLOGIES PVT LTD	Public	600000	1.95
6	M/S PINNAMANENI HOLDINGS PVT LTD	Promoter / Promoter Group	2927000	9.51
7	M/S PPK SOFTWARE SERVICES PVT LTD	Public	299230	0.97
8	M/S RUBINA IT SOLUTIONS PVT LTD	Public	50000	0.16
9	PINNAMANENI HOLDINGS PRIVATE LIMITED	Promoter / Promoter Group	900000	2.92
10	SANDHYA PINNAMANENI	Promoter / Promoter Group	400000	1.30
11	SHEETHAL KUMARI	Public	48205	0.16
		TOTAL:	6255203	20.3284


For CTIL LIMITED

  
Director




(l)(c)(i) Statement showing holding of securities (including shares, warrants, convertible securities) of persons belonging to the category "Public" and holding more than 1% of the total number of shares.								
SR.NO	Name of the shareholder	Number of shares held	Shares as a percentage of total number of shares (i.e., Grand Total(A)+(B)+(C) indicated in Statement at para (l)(a) above}	Details of warrants		Details of convertible		Total shares (including shares underlying securities of the same class assuming full conversion of warrants and convertible securities) as a % of diluted share capital
				Number of warrants held	As a % total number of warrants of the same class	Number of convertible securities held	% w.r.t. total number of convertible securities of the same class	
1	HEMENDRA RATILAL MEHTA	717457	2.3316	0	0	0	0	0
2	M/S GKML SOFTWARE TECHNOLOGIES PVT LTD	600000	1.9499	0	0	0	0	0
3	KISHORE BABU RAMINENI	556809	1.8089	0	0	0	0	0
4	RAMINENI KISHORE BABU	405325	1.3172	0	0	0	0	0
5	SRIRAMA SUBRAHMANYA SAMBA SIVA PRASAD ADIVI	359198	1.1673	0	0	0	0	0
6	B V NAIDU	320000	1.0399	0	0	0	0	0
	TOTAL :	2958589	9.6149	0	0	0	0	0

For CTIL LIMITED

  
Director

(i)(b) Statement showing holding of securities (including shares, warrants, convertible securities) of persons belonging to the category "PROMOTERS AND PROMOTER GROUP"											
Sr.No	Name of the Shareholder	Details of shares held		Encumbered shares (*)			Details of warrants		Details of convertible securities		Total shares (including
		Number of shares held	As a % of grand total (A)+(B)+(C)	No.	As a percentage	As a % of grand total (A)+(B)+(C) of sub-clause (i)(a)	Number of warrants	As a % total number	Number of convertible securities	As a % total number	
(i)	(ii)	(iii)	(iv)	(v)	(vi)=(v)/(iii)* 100	(vii)	(viii)	(ix)	(x)	(xi)	(xii)
1	M/S PINNAMANENI HOLDINGS PVT LTD	2927000	9.51	0	0.00	0.00					
2	PINNAMANENI HOLDINGS PRIVATE LIMITED	900000	2.92	0	0.00	0.00					
3	SANDHYA PINNAMANENI	400000	1.30	0	0.00	0.00					
4	JAGADEESH BABU PINNAMANENI	400000	1.30	0	0.00	0.00					
5	PINNAMANENI HOLDINGS PRIVATE LIMITED	98597	0.32	0	0.00	0.00					
	TOTAL	4725597	15.3574	0		0.0000					

For CTIL LIMITED

  
Director