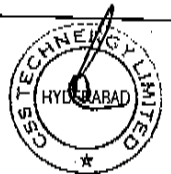


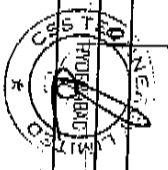
Name of the Company: CSS TECHNERGY LIMITED			
Scrip Code, Name of the scrip, class of security: EQUITY			
Quarter ended: 30th September, 2014			
Partly paid-up shares:-	No. of partly paid-up shares	As a % of total no. of partly paid-up shares	As a % of total no. of shares of the company
Held by promoter/promoters group	0	0	0
Held by public	0	0	0
Total	0	0	0
Outstanding convertible securities:-	No. of outstanding securities	As a % of total No. of outstanding convertible securities	As a % of total no. of shares of the company, assuming full conversion of the convertible securities
Held by promoter/promoter group	0	0	0
Held by public	0	0	0
Total	0	0	0
Warrants:-	No. of warrants	As a % of total no. of warrants	As a % of total no. of shares of the company, assuming full conversion of warrants
Held by promoter/ promoter group	0	0.000	0.0000
Held by public	0	0.0000	0.0000
Total	0	0.0000	0.0000
Total paid-up capital of the company assuming full conversion of warrants and convertible securities	7500000 EQUITY SHARES OF RS.10/- EACH.		




Statement showing holding of securities (including shares, warrants, convertible securities) of persons belonging to the category "Promoter and Promoter Group"

1st December, 2013

SI No.	Name of the shareholder	Total shares held		Shares pledged or otherwise Encumbered Shares (*)			Details of Warrants		Details of Convertible Security		Total Shares (including underlying shares assuming full conversion of warrants and convertible securities) as a % of diluted share capital)
		Number	% to Total	Number	As a %	As a % of grand total	No. of Warrants held	As a % of total number of warrants of the same class	No. of convertible securities held	As a % of total number of convertible securities of the same class	
I	II	III	IV	V	VI	VII	VIII	IX	X	XI	
1	RAVI VISHNU	662562	8.83	0	0	0	0	0	0	0	8.83
2	R RADHA KRISHNA MURTHY	541100	7.21	0	0	0	0	0	0	0	7.21
3	VIKRAM DOODIPALA REDDY	740500	9.87	0	0	0	0	0	0	0	9.87
4	RAVI VISHNU	270850	3.61	0	0	0	0	0	0	0	3.61
5	R SEETHA	258731	3.45	0	0	0	0	0	0	0	3.45
6	BHOPAL REDDY ARUVA	209700	2.80	0	0	0	0	0	0	0	2.80
7	VISHNU RAVI	187977	2.51	0	0	0	0	0	0	0	2.51
8	R RADHA KRISHNA MURTHY	158400	2.11	0	0	0	0	0	0	0	2.11
9	GRANADA ENGINEERS LIMITED	145000	1.93	0	0	0	0	0	0	0	1.93
10	R KASTURI	293800	3.92	0	0	0	0	0	0	0	3.92
11	RKK ENTERPRISE PRIVATE LIMITED	323460	4.31	0	0	0	0	0	0	0	4.31
12	N BHARADWAJ	23888	0.32	0	0	0	0	0	0	0	0.32
13	A BHOPAL REDDY	271700	3.62	0	0	0	0	0	0	0	3.62
14	ATLURI SRINIVASA RAO	17215	0.23	0	0	0	0	0	0	0	0.23
15	KALVAKUNTLA CHAITANYA REDDY	13000	0.17	0	0	0	0	0	0	0	0.17
16	RAVI ANAND KUMAR	83750	1.12	0	0	0	0	0	0	0	1.12
17	UPPALAPATI RAJANI KUMARI	7700	0.10	0	0	0	0	0	0	0	0.10
18	RAVI AISWARAYA	75000	1.00	0	0	0	0	0	0	0	1.00
19	B TRIVENI	135000	1.80	0	0	0	0	0	0	0	1.80
	TOTAL	4419333	58.92	0	0	0	0	0	0	0	58.92



(1)(c) Statement showing Shareholding of Securities of persons belonging to the category "Public" and holding more than 1% of the total number of shares									
Quarter ended: 31st Decemb er, 2013	Name of the shareholder	No. of Shares	Shares as percentage of total No. of shares i.e. Grand Total (A)+(B)+(C) indicated in Statement at para (IXa) above)	Details of Warrants		Details of convertible Securities		Total Shares (including underlying shares assuming full conversion of warrants and convertible securities) as a % of diluted share capital	
				Number of Warrants	As a % of No. of Warrants of the same class	Number of Convertible Securities	As a % of Total No. of Conv. Sec. of the same class		
1	R PRATISHTA	194497	2.59	0	0	0	0		2.59%
2	M SARVOOTHAMA REDDY	153373	2.04	0	0	0	0		2.04%
3	ANORUPA CHUNDURI	110706	1.48	0	0	0	0		1.48%
4	SASIDHAR PURUSHOTTAMAN	107100	1.43	0	0	0	0		1.43%
5	GUNAPATI KEERTHI REDDY	99354	1.32	0	0	0	0		1.32%
6	SHARAD KANYALAL SHAH	88586	1.18	0	0	0	0		1.18%
7	VASANTHA RAO CHENUMOLU	75555	1.01	0	0	0	0		1.01%
8	VARSHA SHARAD SHAH	72216	0.96	0	0	0	0		0.96%
9	JAVESH PURSHOTAMBHAI PATEL	75200	1.00	0	0	0	0		1.00%
	TOTAL	976587	13.02	0	0	0	0		13.02%



(1)(d)

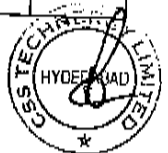
Statement showing details of locked-in shares

Quarter ended: 31st December, 2013	Name of the shareholder	No. of locked-in shares	Locked-in shares as a percentage of total no. of shares i.e., Grand Total (A)+(B)+(C) indicated in Statement at para (1)(a) above
1	RAVI ANAND KUMAR	75000	
2	RAVI AISWARYA	75000	1.00
3	B TRIVENI	135000	1.00
4	R KASTURI	200000	1.80
5	A BHOPAL REDDY	250000	2.67
6	RRK ENTERPRISE PRIVATE LIMITED	288460	3.33
	TOTAL	1023460	13.65



(1)(a) Statement showing Shareholding Pattern in Clause-35.

Category code	Category of Shareholder	Number of shareholders (III)	Total number of shares (IV)	Number of shares held in dematerialized form (V)	Total shareholding as a percentage of total number of shares		Share Pledged or otherwise encumbered	
					As a % of (A+B) (VI)	As a % of (A+B+C) (VII)	Number of shares (VIII)	As a % (IX) = (VIII)/(IV) *100
Quarter (II)								
(A)	Shareholding of Promoter and Promoter Group							
(1)	Indian							
(a)	Individuals/ Hindu Undivided Family *							
(b)	Central Government / State Government (s)	17	3950873	3950873	52.68	52.68	-	-
(c)	Bodies Corporate	0	0	0	0.00	0.00	-	-
(d)	Financial Institutions / Banks	2	468460	468460	6.24	6.24	-	-
(e)	Any Other (specify)	0	0	0	0.00	0.00	-	-
	Sub-Total (A)(1)	0	0	0	0.00	0.00	-	-
(2)	Foreign	19	4419333	4419333	58.92	58.92	-	-
(a)	Individuals (Non-Resident Individuals/ Foreign Individuals)	0	0	0	0.00	0.00	-	-
(b)	Bodies Corporate	0	0	0	0.00	0.00	-	-
(c)	Institutions	0	0	0	0.00	0.00	-	-
(e)	Any Other (specify)	0	0	0	0.00	0.00	-	-
	Sub-Total (A)(2)	0	0	0	0.00	0.00	-	-
	Total Shareholding of Promoter and Promoter Group (A) = (A)(1)+(A)(2)	0	0	0	0.00	0.00	-	-
(B)	Public Shareholding	19	4419333	4419333	58.92	58.92	0	-
(1)	Institutions							
(a)	Mutual Funds / UTI							
(b)	Financial Institutions / Banks	0	0	0	0.00	0.00	-	-
(c)	Central Government / State Government (s)	0	0	0	0.00	0.00	-	-
(d)	Venture Capital Funds	0	0	0	0.00	0.00	-	-
(e)	Insurance Companies	0	0	0	0.00	0.00	-	-
(f)	Foreign Institutional Investors	0	0	0	0.00	0.00	-	-
(g)	Foreign Venture Capital Investors	0	0	0	0.00	0.00	-	-
(h)	Any Other (specify)	0	0	0	0.00	0.00	-	-
	Sub-Total (B)(1)	0	0	0	0.00	0.00	-	-
(2)	Non-institutions	0	0	0	0.00	0.00	0.00	-
(a)	Bodies Corporate							
(b)	Individuals - (i) Individual shareholders holding nominal share capital up to Rs.1 lakh.	51	135422	128722	1.81	1.81	-	-
	(ii) Individual shareholders holding nominal share capital in excess of Rs.1 lakh	1933	1035435	892895	13.81	13.81	0	0.00
(c)	Any Other (specify)	51	1753144	1654144	23.38	23.38	0	0.00
	- Non-resident Indians							
	- Clearing Members	21	153613	17073	2.05	2.05	-	-
	Sub-Total (B)(2)	2	3053	3053	0.04	0.04	-	-
	Total Public Shareholding (B)=(B)(1)+(B)(2)	2058	3080667	2695887	41.08	41.08	0	0.00
	TOTAL (A)+(B)	2058	3080667	2695887	41.08	41.08	0	0.00
(C)	Shares held by Custodians and against which Depository Receipts have been issued	2077	7500000	7115220	100	100	0	0.00
(1)	Promoter and Promoter Group							
(2)	Public	0	0	0	0.00	0.00	-	-
	GRAND TOTAL (A)+(B)+(C)	0	0	0	0.00	0.00	-	-
		2077	7500000	7115220	100	100	-	-



(III) (a) Statement showing the voting pattern of shareholders, if more than one class of shares/securities is issued by the issuer.

Quarter er

(Give description of voting rights for each class of security

Class X:

Class Y:

Class Z:)

Category	Category of shareholder	Number of Voting Rights held in each class of securities			Total Voting Rights (III+IV+V)	Total Voting rights i.c. (VI)	
		Class X	Class Y	Class Z		As a percentage of (A+B)	As a percentage of (A+B+C)
(I)	(II)	(III)	(IV)	(V)	(VI)	(VII)	(VIII)
(A)							
	-1 Indian	538460					
	(a)	538460					
	(b) Central Government/ State Government(s)						
	(c) Bodies Corporate						
	(d) Financial Institutions/ Banks						
	(e) Any Other (specify)						
	Sub-Total (A)(1)						
	-2 Foreign						
	(a) Individuals (Non-Resident Individuals/ Foreign Individuals)						
	(b) Bodies Corporate						
	(c) Institutions						
	(d) Any Other (specify)						
	Sub-Total (A)(2)						
	Total Shareholding of Promoter and Promoter Group (A)= (A)(1)+(A)(2)						
(B)	Public shareholding						
	-1 Institutions						
	(a) Mutual Funds/ UTI						
	(b) Financial Institutions/ Banks						
	(c) Central Government/ State Government(s)						
	(d) Venture Capital Funds						
	(e) Insurance Companies						
	(f) Foreign Institutional Investors						
	(g) Foreign Venture Capital Investors						
	(h) Any Other (specify)						
	Sub-Total (B)(1)						
	-2 Non-institutions						
	(a) Bodies Corporate						
	(b) Individuals -						
	i. Individual shareholders holding nominal share capital up to Rs. 1 lakh.						
	ii. Individual shareholders holding nominal share capital in excess of Rs. 1 lakh.						
	(c) Any Other (specify)						
	Sub-Total (B)(2)						
	Total Public Shareholding (B)= (B)(1)+(B)(2)						
	TOTAL (A)+(B)						
(C)	Shares held by Custodians and against which Depository Receipts have been issued						
	GRAND TOTAL (A)+(B)+(C)						

NA

