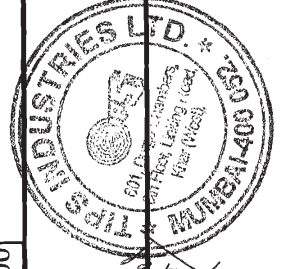


(I) (a) Statement showing Shareholding Pattern

Name of the Company: TIPS INDUSTRIES LIMITED			
Scrip Code, Name of the scrip, class of security:		BSE- 532375; NSE- TIPSINDLTD ; Equity	
Quarter ended: 30.06.2015			
Partly paid-up shares:-	No. of partly paid-up shares	As a % of total no. of partly paid-up shares	As a % of total no. of shares of the company
Held by Promoter / Promoter Group	0	0.00	0.00
Held by public	0	0.00	0.00
<b>Total</b>	<b>0</b>	<b>0.00</b>	<b>0.00</b>
Outstanding convertible securities:-	No. of outstanding securities	As a % of total No. of outstanding convertible securities	As a % of total no. of shares of the company, assuming full conversion of the convertible securities
Held by Promoter / Promoter Group	0	0.00	0.00
Held by public	0	0.00	0.00
<b>Total</b>	<b>0</b>	<b>0.00</b>	<b>0.00</b>
Warrants:-	No. of warrants	As a % of total no. of warrants	As a % of total no. of shares of the company, assuming full conversion of warrants
Held by Promoter / Promoter Group	0	0.00	0.00
Held by public	0	0.00	0.00
<b>Total</b>	<b>0</b>	<b>0.00</b>	<b>0.00</b>
<b>Total paid-up capital of the company assuming full conversion of warrants and convertible securities</b>			<b>15358640</b>



27

Table (I)(a)


## Statement Showing Shareholding Pattern

CATEGORY CODE	CATEGORY OF SHAREHOLDER	NUMBER OF SHAREHOLDERS	TOTAL NUMBER OF SHARES	NUMBER OF SHARES HELD IN DEMATERIALIZED FORM	TOTAL SHAREHOLDING AS A PERCENTAGE OF TOTAL NUMBER OF		SHARES PLEDGED (OR OTHERWISE ENCUMBERED)	
					AS A PERCENTAGE OF (A+B)	AS A PERCENTAGE OF (A+B+C)	NUMBER OF SHARES	AS A PERCENTAGE
(A)	PROMOTER AND PROMOTER GROUP							
[1]	INDIAN							
	INDIVIDUALS / HINDU UNDIVIDED FAMILY	6	10712762	10712762	69.75	69.75	0	0.00
	CENTRAL GOVERNMENT / STATE GOVERNMENT(S)	0	0	0	0.00	0.00	0	0.00
	BODIES CORPORATE	0	0	0	0.00	0.00	0	0.00
	FINANCIAL INSTITUTIONS /BANKS	0	0	0	0.00	0.00	0	0.00
	ANY OTHER (SPECIFY)	0	0	0	0.00	0.00	0	0.00
	Sub Total	6	10712762	10712762	69.75	69.75	0	0.00
[2]	FOREIGN	0	0	0	0.00	0.00	0	0.00
	Sub Total	0	0	0	0.00	0.00	0	0.00
	Total (A)	6	10712762	10712762	69.75	69.75	0	0.00
(B)	PUBLIC SHAREHOLDING							
[1]	INSTITUTIONS	0	0	0	0.00	0.00	0	0.00
	Sub Total	0	0	0	0.00	0.00	0	0.00
[2]	NON-INSTITUTIONS							
	BODIES CORPORATE	189	1868323	1868323	12.16	12.16		
	INDIVIDUAL SHAREHOLDERS HOLDING NOMINAL SHARE CAPITAL UPTO RS. 1 LAKH.	5554	1881581	1859320	12.25	12.25		
	INDIVIDUAL SHAREHOLDERS HOLDING NOMINAL SHARE CAPITAL IN EXCESS OF RS. 1 LAKH	26	811582	811582	5.28	5.28		
	CLEARING MEMBER	45	61214	61214	0.40	0.40		
	NON RESIDENT INDIANS (REPAT)	35	19281	19231	0.13	0.13		
	NON RESIDENT INDIANS (NON REPAT)	9	3897	3897	0.03	0.03		
	Sub Total	5858	4645878	4623567	30.25	30.25		
	Total (B)	5858	4645878	4623567	30.25	30.25		
	Total (A)+(B)	5864	15358640	15336329	100.00	100.00		
(C)	SHARES HELD BY CUSTODIANS AND AGAINST WHICH DEPOSITORY RECEIPTS HAVE BEEN ISSUED	0	0	0	0.00	0.00	0	0.00
	Sub Total	0	0	0	0.00	0.00	0	0.00
	Total (C)	0	0	0	0.00	0.00	0	0.00
	Total (A)+(B)+(C)	5864	15358640	15336329	0.00	100.00	0	0.00


GENERATED ON : 04/07/2015

NSDL : 30/06/2015

CDSL : 30/06/2015




Statement showing holding of securities (including shares, warrants, convertible securities) of persons belonging to the category "Promoter and Promoter Group"												
(I)(b)	Sr. No.	Name of the shareholder	Details of Shares held		Encumbered shares			Details of warrants		Details of convertible securities		Total shares (including underlying full conversion of warrants and convertible securities) as a % of diluted share capital
			Number of shares held	As a % of grand total (A)+(B)+(C)	No	As a percentage (VI)=(V)/(III)*100	As a % of grand total (A)+(B)+(C) of sub-clause (I)(a)	Number of warrants held	As a % total number of warrants of the same class	Number of convertible securities held	As a % total number of convertible securities of the same class	
(I)	(II)	(III)	(IV)	(V)	(VI)=(V)/(III)*100	(VII)	(VIII)	(IX)	(X)	(XI)	(XII)	
1	KUMAR STAURANI	2881915	18.76	0	0.00	0.00	0	0.00	0	0.00	18.76	
2	RAMESH STAURANI	2875911	18.73	0	0.00	0.00	0	0.00	0	0.00	18.73	
3	VARSHA R TAURANI	2474718	16.11	0	0.00	0.00	0	0.00	0	0.00	16.11	
4	RENU K TAURANI	2468718	16.07	0	0.00	0.00	0	0.00	0	0.00	16.07	
5	SHYAM M LAKHANI	7000	0.05	0	0.00	0.00	0	0.00	0	0.00	0.05	
6	KAVITA S LAKHANI	4500	0.03	0	0.00	0.00	0	0.00	0	0.00	0.03	
		<b>TOTAL</b>	<b>10712762</b>	<b>69.75</b>	<b>0</b>	<b>0.00</b>	<b>0</b>	<b>0.00</b>	<b>0</b>	<b>0.00</b>	<b>69.75</b>	



*(Handwritten signature)*

STATEMENT SHOWING HOLDING OF SECURITIES (INCLUDING SHARES, WARRANTS, CONVERTIBLE SECURITIES) OF PERSONS BELONGING TO THE CATEGORY "PUBLIC" AND HOLDING MORE THAN 1% OF THE TOTAL NUMBER OF SHARES									
(I)(C) (I)	SR. NO.	NAME OF THE SHAREHOLDER	NUMBER OF SHARES HELD	SHARES AS A PERCENTAGE OF TOTAL NUMBER OF SHARES [I.E., GRAND TOTAL (A)+(B)+(C) INDICATED IN STATEMENT AT PARA (I)(A) ABOVE]	DETAILS OF WARRANTS		DETAILS OF CONVERTIBLE SECURITIES		TOTAL SHARES (INCLUDING UNDERLYING SHARES ASSUMING FULL CONVERSION OF WARRANTS AND CONVERTIBLE SECURITIES) AS A % OF DILUTED SHARE CAPITAL
					NUMBER OF WARRANTS HELD	AS A % TOTAL NUMBER OF WARRANTS OF THE SAME CLASS	NUMBER OF CONVERTIBLE SECURITIES HELD	% W.R.T TOTAL NUMBER OF CONVERTIBLE SECURITIES OF THE SAME CLASS	
1		SHASTHA ADVISORS PRIVATE LIMITED	654629	4.26	0	0.00	0	0.00	4.26
2		PASHA FINANCE PVT. LTD.	600000	3.91	0	0.00	0	0.00	3.91
3		RIDDISIDHI BULLIONS LIMITED	225086	1.47	0	0.00	0	0.00	1.47
		<b>TOTAL</b>	<b>1479715</b>	<b>9.63</b>	<b>0</b>	<b>0.00</b>	<b>0</b>	<b>0.00</b>	<b>9.63</b>

STATEMENT SHOWING HOLDING OF SECURITIES (INCLUDING SHARES, WARRANTS, CONVERTIBLE SECURITIES) OF PERSONS (TOGETHER WITH PAC) BELONGING TO THE CATEGORY "PUBLIC" AND HOLDING MORE THAN 5% OF THE TOTAL NUMBER OF SHARES OF THE COMPANY									
(I)(C) (II)	SR. NO.	NAME(S) OF THE SHAREHOLDER(S) AND THE PERSONS ACTING IN CONCERT (PAC) WITH THEM	NUMBER OF SHARES	SHARES AS A PERCENTAGE OF TOTAL NUMBER OF SHARES [I.E., GRAND TOTAL (A)+(B)+(C) INDICATED IN STATEMENT AT PARA (I)(A) ABOVE]	DETAILS OF WARRANTS		DETAILS OF CONVERTIBLE SECURITIES		TOTAL SHARES (INCLUDING UNDERLYING SHARES ASSUMING FULL CONVERSION OF WARRANTS AND CONVERTIBLE SECURITIES) AS A % OF DILUTED SHARE CAPITAL
					NUMBER OF WARRANTS	AS A % TOTAL NUMBER OF WARRANTS OF THE SAME CLASS	NUMBER OF CONVERTIBLE SECURITIES HELD	% W.R.T TOTAL NUMBER OF CONVERTIBLE SECURITIES OF THE SAME CLASS	
		NIL							
		<b>TOTAL</b>	<b>0</b>	<b>0.00</b>	<b>0</b>	<b>0.00</b>	<b>0</b>	<b>0.00</b>	<b>0.00</b>



(I)(d) <u>Statement showing details of locked-in shares</u>			
Sr. No.	Name of the shareholder	Number of Locked in Shares	Locked-in shares as a percentage of total number of shares {i.e., Grand Total (A)+(B)+(C) indicated in Statement at para (I)(a) above}
1	NIL	NIL	NIL
TOTAL		NIL	NIL

(II)(a) <u>Statement showing details of Depository Receipts (DRs)</u>				
Sr. No.	Type of outstanding DR (ADRs, GDRs, SDRs, etc.)	Number of outstanding DRs	Number of shares underlying outstanding DRs	Shares underlying outstanding DRs as a percentage of total number of shares [i.e., Grand Total (A)+(B)+(C) indicated in Statement at para (I)(a) above]
1	NIL	NIL	NIL	NIL
TOTAL		NIL	NIL	NIL

(II) (b) <u>Statement showing holding of Depository Receipts (DRs), where underlying shares held by "Promoter/ Promoter Group" are in excess of 1% of the total number of shares</u>				
Sr. No.	Name of the DR Holder	Type of outstanding DR (ADRs, GDRs, SDRs, etc.)	Number of shares underlying outstanding DRs	Shares underlying outstanding DRs as a percentage of total number of shares [i.e., Grand Total (A)+(B)+(C) indicated in Statement at para (I)(a) above]
1	NIL	NIL	NIL	NIL
TOTAL		NIL	NIL	NIL

