



Name of the Company	: ADOR FONTECH LIMITED
Scrip Code	: 530431
Name of the Scrip	: ADORFO
Class of Security	: EQUITY
Quarter ended	: 30TH JUNE 2015

1(a) Statement showing Shareholding Pattern

Partly paid-up shares :-	No of partly paid-up shares	As a % of total no. of partly paid-up shares	As a % of total no. of shares of the Company
Held by promoter/promoter group	-	-	-
Held by Public	-	-	-
Total(D)	-	-	-
Outstanding convertible securities :-	No of outstanding securities	As a % of total no. of outstanding convertible securities	As a % of total no. of shares of the company, assuming full conversion of the convertible securities
Held by promoter/promoter group	-	-	-
Held by Public	-	-	-
Total(E)	-	-	-
Warrants :-	No of warrants	As a % of total no. of warrants	As a % of total no. of shares of the Company, assuming full conversion of warrants
Held by promoter/promoter group	-	-	-
Held by Public	-	-	-
Total(F)	-	-	-
Total paid-up capital of the company assuming full conversion of warrants and convertible securities (A + B + C) + (D + E + F)	17,500,000	-	100.00




Category Code	Category of shareholder	Total Number of shareholders	Total number of shares	Number of shares held in dematerialized form	Total shareholding as a percentage of total number of shares		Shares pledged or otherwise encumbered	
					As a percentage of (A+B)1	As a percentage of (A+B+C)	Number of shares	As a percentage
(I)	(II)	(III)	(IV)	(V)	(VI)	(VII)	(VIII)	(IX)=(VII)/(IV)* 100
(A)	Shareholding of Promoter and Promoter Group[2]							
(1)	Indian							
(a)	Individuals/ Hindu Undivided Family	13	1647315	1647315	9.41	9.41	-	-
(b)	Central Government/ State Government(s)	-	-	-	-	-	-	-
(c)	Bodies Corporate	1	4606578	4606578	26.32	26.32	-	-
(d)	Financial Institutions/ Banks	-	-	-	-	-	-	-
(e)	Any Other (specify)	-	-	-	-	-	-	-
	Sub-Total (A)(1)	14	6253893	6253893	35.74	35.74	0	0
(2)	Foreign							
(a)	Individuals (Non-Resident Individuals/ Foreign Individuals)	-	-	-	-	-	-	-
(b)	Bodies Corporate	-	-	-	-	-	-	-
(c)	Institutions	-	-	-	-	-	-	-
(d)	Qualified Foreign Investor	-	-	-	-	-	-	-
(e)	Any Other (specify)	-	-	-	-	-	-	-
	Sub-Total (A)(2)	0	0	0	0	0	0	0
	Total Shareholding of Promoter and Promoter Group (A)= (A)(1)+(A)(2)	14	6,253,893	6,253,893	35.74	35.74	0	0
(B)	Public shareholding[3]							
(1)	Institutions							
(a)	Mutual Funds/ UTI	2	12,000	12,000	0.07	0.07	-	-
(b)	Financial Institutions/ Banks	-	-	-	-	-	-	-
(c)	Central Government/ State Government(s)	-	-	-	-	-	-	-
(d)	Venture Capital Funds	-	-	-	-	-	-	-
(e)	Insurance Companies	-	-	-	-	-	-	-
(f)	Foreign Institutional Investors	2	1,106,296	1,106,296	6.32	6.32	-	-
(g)	Foreign Venture Capital Investors	-	-	-	-	-	-	-
(h)	Qualified Foreign Investor	-	-	-	-	-	-	-
(i)	Any Other (specify)	-	-	-	-	-	-	-
	Sub-Total (B)(1)	4	1,118,296	1,118,296	6.39	6.39		
(2)	Non-institutions							
(a)	Bodies Corporate	129	670,234	635,229	3.83	3.83	-	-
(b)	Individuals -							
	i. Individual shareholders holding nominal share capital up to Rs. 1 lakh.	5,606	6,997,105	5,397,520	39.98	39.98	-	-
	ii. Individual shareholders holding nominal share capital in excess of Rs. 1 lakh.	19	2,111,913	1,984,213	12.07	12.07	-	-
(c)	Qualified Foreign Investor	-	-	-	-	-	-	-
(d)	Any Other (specify)							
	Clearing Members	32	26,790	26,790	0.15	0.15	-	-
	NRI	107	321,769	321,769	1.84	1.84	-	-
	Sub-Total (B)(2)	5,893	10,127,811	8,365,521	58	58	0	0.00
	Total Public Shareholding (B)= (B)(1)+(B)(2)	5,897	11,246,107	9,483,817	64.26	64.26	0	0.00
	TOTAL (A)+(B)	5,911	17,500,000	15,737,710	100.00	100.00	0	0.00
(C)	Shares held by Custodians and against which Depository Receipts have been issued							
1	Promoter and Promoter Group	-	-	-	-	-	-	-
2	Public	-	-	-	-	-	-	-
	Sub-Total (C)	-	-	-	-	-	-	-
	GRAND TOTAL (A)+(B)+(C)	5,911	17,500,000	15,737,710	100.00	100.00	0	0.00



(b) Statement showing holding of securities (including shares, warrants, convertible securities) of persons belonging to the category "Promoter and Promoter Group"

Sl. No.	Name of the shareholder	Details of Shares held			Encumbered shares (*)			Details of warrants			Details of convertible securities		Total shares (including underlying full conversion of warrants and convertible securities) as a % of diluted share capital				
		No. of Shares held	As a % of grand total (A)+(B)+(C)	(IV)	No.	As a percentage (VI)=(V)/(III)*100	(VII)	As a % of grand total (A)+(B)+(C) of sub-clause (i)(a)	Number of warrants held	(VIII)	As a % of total number of warrants of the same	(IX)		Number of convertible securities held	(X)	As a % of total number of convertible securities of the same class	(XI)
1	J B Advani And Company Pvt Limited	4,606,578	26.32	0	0	0.00	0.00	-	-	-	-	-	-	-	-	-	-
2	Aditya Tarachand Malkani	459,135	2.62	0	0	0.00	0.00	-	-	-	-	-	-	-	-	-	-
3	Raibir Tarachand Malkani	83,515	0.48	0	0	0.00	0.00	-	-	-	-	-	-	-	-	-	-
4	Ninotchka Malkani Nagpal	27,350	0.16	0	0	0.00	0.00	-	-	-	-	-	-	-	-	-	-
5	Michelle Gulu Malkani	41,850	0.24	0	0	0.00	0.00	-	-	-	-	-	-	-	-	-	-
6	Gulshan Gulu Malkani	353,000	2.02	0	0	0.00	0.00	-	-	-	-	-	-	-	-	-	-
7	Reshma A Lalvani	37,500	0.21	0	0	0.00	0.00	-	-	-	-	-	-	-	-	-	-
8	Reshma Ashda Lalvani	11,000	0.06	0	0	0.00	0.00	-	-	-	-	-	-	-	-	-	-
9	Aruna B Advani	450,500	2.57	0	0	0.00	0.00	-	-	-	-	-	-	-	-	-	-
10	Ajit T Mirchandani	83,505	0.48	0	0	0.00	0.00	-	-	-	-	-	-	-	-	-	-
11	Tania A Mirchandani	75,000	0.43	0	0	0.00	0.00	-	-	-	-	-	-	-	-	-	-
12	Ravin A Mirchandani	5,955	0.03	0	0	0.00	0.00	-	-	-	-	-	-	-	-	-	-
13	Vinita A Lalvani	2,500	0.01	0	0	0.00	0.00	-	-	-	-	-	-	-	-	-	-
14	Deep Ashda Lalvani	16,505	0.09	0	0	0.00	0.00	-	-	-	-	-	-	-	-	-	-
	Total	6,253,893	35.74	0	0	0.00	0.00	0	0.00	0	0.00	0	0.00	0	0.00	0.00	0.00




(i)(c) (i) Statement showing holding of securities (including shares, warrants, convertible securities) of persons belonging to the category "Public" and holding more than 1% of the total number of shares

Sr. No.	Name of the shareholder	Number of shares held	Shares as a percentage of total number of shares (i.e., Grand Total (A)+(B)+(C) indicated in Statement at para (i)(a) above)	Details of warrants		Details of convertible securities		Total shares (including underlying shares assuming full conversion of warrants and convertible securities) as a % of diluted share capital
				Number of warrants held	As a % total number of warrants of the same class	Number of convertible securities held	% w.e.t total number of convertible securities of the same class	
1	MALABAR INDIA FUND LIMITED	764478	4.37	-	-	-	-	-
2	NOVASTAR INTERNATIONAL FUND	341818	1.95	-	-	-	-	-
3	ANIL KUMAR GOEL	275000	1.57	-	-	-	-	-
4	IL AND FS TRUST COMPANY LIMITED	220000	1.26	-	-	-	-	-
5	SARLA CHANDNA	179000	1.02	-	-	-	-	-
	Total	1780296	10.17	-	-	-	-	-

(i)(c) (ii) Statement showing holding of securities (including shares, warrants, convertible securities) of persons (together with PAC) belonging to the category "Public" and holding more than 5% of the total number of shares of the company

Sr. No.	Name(s) of the shareholder(s) and the Persons Acting in Concert (PAC) with them	Number of shares	Shares as a percentage of total number of shares (i.e., Grand Total (A)+(B)+(C) indicated in Statement at para (i)(a) above)	Details of warrants		Details of convertible securities		Total shares (including underlying shares assuming full conversion of warrants and convertible securities) as a % of diluted share capital
				Number of warrants	As a % total number of warrants of the same class	Number of convertible securities held	% w.e.t total number of convertible securities of the same class	
	NIL							
	Total		0.00					



(I)(d) Statement showing details of locked-in shares

Sr. No.	Name of the shareholder	Number of locked-in shares	Locked-in shares as a percentage of total number of shares (i.e., Grand Total (A)+(B)+(C) Indicated in Statement at para (I)(a) above)	Promoter / Promoter Group / Public
-	-	-	-	-

(II)(a) Statement showing details of Depository Receipts (DRs)

Sr. No.	Type of outstanding DR (ADRs, GDRs, SDRs, etc.)	Number of outstanding DRs	Number of shares underlying outstanding DRs	Shares underlying outstanding DRs as a percentage of total number of shares (i.e., Grand Total (A)+(B)+(C) indicated in Statement at para (I)(a) above)
	NIL	NIL	NIL	NIL

(II)(b) Statement showing Holding of Depository Receipts (DRs), where underlying shares held by 'promoter /

Sr. No.	Name of the DR Holder	Type of outstanding DR (ADRs, GDRs, SDRs, etc.)	Number of shares underlying outstanding DRs	Shares underlying outstanding DRs as a percentage of total number of shares (i.e., Grand Total (A)+(B)+(C) indicated in Statement at para (I)(a) above)
	NIL	NIL	NIL	NIL

