

## Introductory sub-table (I)(a)

Name of the Company:	ACI INFOCOM LIMITED
Scrip Code, Name of the scrip, class of security:	517356
Quarter ended:	30/06/2015

Partly paid-up shares:-	No. of partly paid-up shares	As a % of total no. of partly paid-up shares	As a % of total no. of shares of the company
Held by promoter/promoter group	0	NIL	0
Held by public	0	NIL	0
<b>Total - D</b>	<b>NIL</b>	<b>NIL</b>	<b>NIL</b>

Outstanding convertible securities:-	No. of outstanding securities	As a % of total no. of outstanding convertible securities	As a % of total no. of shares of the company, assuming full conversion of the convertible securities
--------------------------------------	-------------------------------	---	--

Held by promoter/promoter group	0	NIL	NIL
Held by public	0	NIL	NIL
<b>Total - E</b>	<b>NIL</b>	<b>NIL</b>	<b>NIL</b>

Warrants:-	No. of warrants	As a % of total no. of warrants	As a % of total no. of shares of the company, assuming full conversion of warrants
------------	-----------------	---------------------------------	--


Held by promoter/promoter group	0	NIL	NIL
Held by public	0	NIL	NIL
<b>Total - F</b>	<b>NIL</b>	<b>NIL</b>	<b>NIL</b>

Total paid-up capital of the company, assuming full conversion of warrants and convertible securities	110490900		
---	-----------	--	--




**Statement Showing Shareholding Pattern**

Category code	Category of Shareholder	Number of Shareholders	Total number of shares	Table (I)(a)			Shares Pledged or otherwise encumbered
				Number of shares held in dematerialized form	Total shareholding as a percentage of total number of shares	As a percentage of (A+B) <sup>1</sup>	
<b>(A)</b>	<b>Shareholding of Promoter and Promoter Group<sup>2</sup></b>						
<b>I</b>	<b>Indian</b>						
(a)	Individuals Hindu Undivided Family	0	0	0	0.00	0	
(b)	Central Government/ State	0	0	0	0.00	0	
(c)	Bodies Corporate	1	22665730	22665730	20.51	0	
(d)	Financial Institutions/ Banks	0	0	0	0.00	0	
(e)	Any Others(Specify)	0	0	0	0.00	0	
(e-i)	Other Individuals	0	0	0	0.00	0	
(e-ii)	Mutual Fund	0	0	0	0.00	0	
(e-iii)	Body Corp in Concert	0	0	0	0.00	0	
(e-iv)	Non Government Institutions	0	0	0	0.00	0	
	<b>Sub Total(A)(1)</b>	<b>1</b>	<b>22665730</b>	<b>22665730</b>	<b>20.51</b>	<b>0</b>	<b>0.00</b>
<b>2</b>	<b>Foreign</b>						
a	Individuals (Non-Residents Individuals/ Foreign Individuals)	0	0	0	0.00	0	
b	Bodies Corporate	0	0	0	0.00	0	
c	Institutions	0	0	0	0.00	0	
d	Any Others(Specify)	0	0	0	0.00	0	
	<b>Sub Total(A)(2)</b>	<b>0</b>	<b>0</b>	<b>0</b>	<b>0.00</b>	<b>0</b>	
	<b>Total Shareholding of Promoter and Promoter Group (A)= (A)(1)+(A)(2)</b>	<b>1</b>	<b>22665730</b>	<b>22665730</b>	<b>20.51</b>	<b>0</b>	<b>0.00</b>
<b>(B)</b>	<b>Public shareholding</b>						
<b>I</b>	<b>Institutions</b>						
(a)	Mutual Funds/ UTI	0	0	0	0.00	0	
(b)	Financial Institutions /Banks	0	0	0	0.00	0	
(c)	Central Government/ State	0	0	0	0.00	0	
(d)	Venture Capital Funds	0	0	0	0.00	0	
(e)	Insurance Companies	0	0	0	0.00	0	
(f)	Foreign Institutional Investors	0	0	0	0.00	0	
(g)	Foreign Venture Capital Investors	0	0	0	0.00	0	
(h)	Any Other (specify)	0	0	0	0.00	0	
	<b>Sub-Total (B)(1)</b>	<b>0</b>	<b>0</b>	<b>0</b>	<b>0.00</b>	<b>0</b>	<b>0.00</b>



<b>B 2</b>	<b>Non-institutions</b>								
(a)	Bodies Corporate	82	6758249	5770249	6.12	6.12			
(a-i)	Corporate Client Bene	0	0	0	0.00	0.00			
(a-ii)	Corporate client Margin	0	0	0	0.00	0.00			
(a-iii)	Corporate Body (Offer)	0	0	0	0.00	0.00			
(b)	Individuals				0.00	0.00			
I	Individuals -i. Individual shareholders holding nominal share capital up to Rs. 1	2651	17488926	14812846	15.83	15.83			
II	ii. Individual shareholders holding nominal share capital in excess of Rs. 1	181	63121856	62621856	57.13	57.13			
(c)	Any Other (specify)	0	0	0	0.00	0.00			
(c-i)	NRI Individuals (Non Rep)	1	100000	100000	0.09	0.09			
(c-ii)	OCB	0	0	0	0.00	0.00			
(c-iii)	Foreign Bodies	0	0	0	0.00	0.00			
(c-iv)	NRI (Repatriation)	4	356139	356139	0.32	0.32			
	<b>Sub-Total (B)(2)</b>	<b>2919</b>	<b>87825170</b>	<b>83661090</b>	<b>79.49</b>	<b>79.49</b>			
<b>(B)</b>	<b>Total Public Shareholding (B)= (B)(1)+(B)(2)</b>	<b>2919</b>	<b>87825170</b>	<b>83661090</b>	<b>79.49</b>	<b>79.49</b>			
	<b>TOTAL (A)+(B)</b>	<b>2920</b>	<b>110490900</b>	<b>106326820</b>	<b>100.00</b>	<b>100.00</b>			
(C)	Shares held by Custodians and against which Depository Receipts have been								
(1)	Promoter and Promoter Group	0	0	0	0.00	0.00			
(2)	Public	0	0	0	0.00	0.00			
	<b>GRAND TOTAL (A)+(B)+(C)</b>	<b>2920</b>	<b>110490900</b>	<b>106326820</b>	<b>100</b>	<b>100</b>			<b>0.00</b>



Sr. No.	Name of the shareholder	Pan No.	Details of Shares held		Encumbered shares (*)			Details of warrants		Details of convertible securities		Total shares (including underlying shares assuming full conversion of warrants and convertible securities) as a % of diluted share capital
			Number of shares held	As a % of grand total (A) + (B) + (C)	No.	As a percentage (VII)=(VI)/(IV)*100	As a % of grand total (A)+(B)+(C) of sub-clause (I)(a)	Number of warrants held	As a % total number of warrants of the same class	Number of convertible securities held	As a % total number of convertible securities of the same class	
(i)	(ii)	(iii)	(iv)	(v)	(vi)	(vii)	(viii)	(ix)	(x)	(xi)	(xii)	(xiii)
1	PROG DYE CHEM PRIVATE LIMITED	AAAFCP00881H	22665730	20.513662	0	0.00	0.000000	0	0.000000	0	0.000000	20.513662
<b>Total</b>			<b>22665730</b>	<b>20.513662</b>	<b>0</b>	<b>0.00</b>	<b>0.000000</b>	<b>0</b>	<b>0.000000</b>	<b>0</b>	<b>0.000000</b>	<b>20.513662</b>



(D)(c) ACI INFOCOM LIMITED  
category "Public" and holding more than 1% of the total number of shares


Sr. No	Name of the shareholder	Pan No.	Number of shares held	Shares as a percentage of total number of shares {i.e., Grand Total (A)+(B)+(C) indicated in Statement at para (I)(a) above}	Details of warrants		Details of convertible securities		Total shares (including underlying shares assuming full conversion of warrants and convertible securities) as a % of diluted share capital
					Number of warrants held	As a % total number of warrants of the same class	Number of convertible securities held	% w.r.t total number of convertible securities of the same class	
1	SSJ FINANCE & SECURITI	AABCS4245H	1607400	1.45478	0	0.000000	0	0.000000	1.454780
2	ARCADIA SHARE & STOC	AAACA4562G	1408980	1.2752	0	0.000000	0	0.000000	1.275200
3	MOHANLAL BHIMRAJ SH	AEDPS0380J	1695960	1.534932	0	0.000000	0	0.000000	1.534932
4	SURESH CHANDRA	ABWPC15211I	3145138	2.846513	0	0.000000	0	0.000000	2.846513
5	SUNIL HANSKRISHNA KH	AFHPK2599E	1876100	1.697968	0	0.000000	0	0.000000	1.697968
6	CHANDRAPRASAD SATY	BLOPD7949H	1117409	1.011313	0	0.000000	0	0.000000	1.011313
<b>Total</b>			<b>10850987</b>	<b>9.820706</b>	<b>0</b>	<b>0.000000</b>	<b>0</b>	<b>0.000000</b>	<b>9.820706</b>



**(D)(c)(ii) ACI INFOCOM LIMITED**

**PAC) belonging to the category "Public" and holding more than 5% of the total number of shares of the company**

Sr. No.	Name(s) of the shareholder(s) and the Persons Acting in Concert (PAC) with them	Pan No.	Number of shares	Shares as a percentage of total number of shares {i.e., Grand Total (A)+(B)+(C) indicated in Statement at para (I)(a) above}	Details of warrants		Details of convertible securities		Total shares (including underlying shares assuming full conversion of warrants and convertible securities) as a % of diluted share capital
					Number of warrants	As a % total number of warrants of the same class	Number of convertible securities held	% w.r.t total number of convertible securities of the same class	
1	NIL		0	0.000000	0	0.000000	0	0.000000	0.000000
<b>Total</b>			<b>0</b>	<b>0.000000</b>	<b>0</b>	<b>0.000000</b>	<b>0</b>	<b>0.000000</b>	<b>0.000000</b>



ACI INFOCOM LIMITED

(D)(d) Statement showing details of locked-in shares

Sr. No.	Name of the shareholder	Pan No.	Number of locked-in shares	Locked-in shares as a (%) percentage of total number of shares (i.e., Grand Total (A)+(B)+(C) indicated in Statement at para (D)(a) above}	Promoter / Promoter Group / Public
1	NIL		Nil	Nil	Public
<b>Total</b>			<b>0</b>	<b>0</b>	



ACI INFOCOM LIMITED

(II)(a) Statement showing details of Depository Receipts (DRs)


Sr. No.	Type of outstanding DR (ADRs, GDRs, SDRs, etc.)	Number of outstanding DRs	Number of shares underlying outstanding DRs	Shares underlying outstanding DRs as a percentage of total number of shares {i.e., Grand Total (A)+(B)+(C) indicated in Statement at para (I)(a) above}
1	NIL	Nil	Nil	Nil
<b>Total</b>		<b>0</b>	<b>0</b>	<b>0</b>



ACI INFOCOM LIMITED

(II)(b) Statement showing Holding of Depository Receipts (DRs), where underlying shares held by 'promoter/promoter group' are in excess of 1% of the total number of shares

Sr. No.	Name of the DR Holder	Type of outstanding DR (ADRs, GDRs, SDRs, etc.)	Number of shares underlying outstanding DRs	Shares underlying outstanding DRs as a percentage of total number of shares {i.e., Grand Total (A)+(B)+(C) indicated in Statement at para (I)(a) above}
1	NIL		Nil	Nil
<b>Total</b>			<b>0</b>	<b>0</b>



Sr.No Notes

1

2

3

4

5

6

7

8

9

