


Introductory sub-table (1) (a)

Name of the Company : RUCHI SOYA INDUSTRIES LIMITED			
Scrip Code: BSE : 500368		Name of the Scrip: RUCHISOYA	
NSE : RUCHISOYA		Class of Security : Equity Shares	
Period ended: 30th June, 2015			
Partly paid-up shares	No. of partly paid-up shares	As a % of total no. of partly paid-up shares	As a % of total no. of shares of the Company
Held by promoter/promoters group	N. A.	N. A.	N. A.
Held by public	N. A.	N. A.	N. A.
Total	N. A.	N. A.	N. A.
Outstanding convertible securities:-	No. of outstanding securities	As a % of total no. of outstanding convertible securities	As a % of total no. of shares of the Company, assuming full conversion of the convertible securities
Held by promoter/promoter group	Nil	Nil	Nil
Held by public	Nil	Nil	Nil
Total	Nil	Nil	Nil
Warrants:-	No. of warrants	As a % of total no. of warrants	As a % of total no. of shares of the Company, assuming full conversion of warrants
Held by promoter/promoter group	Nil	Nil	Nil
Held by public	Nil	Nil	Nil
Total	Nil	Nil	Nil
Total paid-up capital of the company assuming full conversion of warrants and convertible securities	33,41,00,722 equity shares of Rs. 2/- each.		


Note :- Employee Stock Options outstanding as on date have not been considered in the above report.



Statement showing Shareholding Pattern

Table (I) (a)


Category code	Category of shareholder	Number of shareholders	Total number of shares	Number of shares held in dematerialized form	Total shareholding as a percentage of total number of shares		Shares Pledged or otherwise encumbered	
					As a percentage of (A+B)	As a percentage of (A+B+C)		IX= VIII/IV* 100
I	II	III	IV	V	VI	VII	VIII	IX= VIII/IV* 100
(A)	Shareholding of Promoter and Promoter Group							
(1)	INDIAN							
	Individuals / Hindu Undivided Family	28	103195858	103195858	30.89	30.89	823683	0.8
(b)	Central Government / State Government(s)	0	0	0	0.00	0.00		
(c)	Bodies Corporate	14	83503938	83503938	24.99	24.99	27125382	32.48
(d)	Financial Institutions / Banks	0	0	0	0.00	0.00		
(e)	Any other (specify)	0	0	0	0.00	0.00		
	Sub-Total (A) (1)	42	186699796	186699796	55.88	55.88	27949065	8.37
(2)	FOREIGN							
(a)	Individuals (Non-Resident Individuals / Foreign Individuals)	0	0	0	0.00	0.00	0	0
(b)	Bodies Corporate	0	0	0	0.00	0.00	0	0
(c)	Institutions	0	0	0	0.00	0.00	0	0
(d)	Qualified Foreign Investor						0	0
(e)	Any other (specify)	0	0	0	0.00	0.00	0	0
	Sub-Total (A) (2)	0	0	0	0.00	0.00	0	0
	Total Shareholding of Promoter and Promoter Group (A)=(A)(1)+(A)(2)	42	186699796	186699796	55.88	55.88	27949065	8.37
(B)	Public shareholding						N.A.	N.A.
(1)	INSTITUTIONS							
(a)	Mutual Funds/UTI	7	33411	1911	0.01	0.01	0	0
(b)	Financial Institutions / Banks	19	390654	377029	0.12	0.12	0	0
(c)	Central Government / State Government(s)	0	0	0	0.00	0.00	0	0
(d)	Venture Capital Funds	0	0	0	0.00	0.00	0	0
(e)	Insurance Companies	0	0	0	0.00	0.00	0	0
(f)	Foreign institutional investors	49	61313523	61303898	18.35	18.35	0	0
(g)	Foreign Venture Capital Investors	0	0	0	0.00	0.00	0	0
(h)	Investor						0	0
(i)	Other	0	0	0	0.00	0.00	0	0
	(1) Foreign Financial Instit	0	0	0	0.00	0.00	0	0
	(2) Foreign Mutual Fund	0	0	0	0.00	0.00	0	0
	Sub Total (B) (1)	75	61737588	61682838	18.48	18.48	0	0
(2)	NON INSTITUTIONS						0	0
(a)	Bodies Corporate	608	58575060	49781565	17.53	17.53	0	0
(b)	Individuals -							
	i. Individual Shareholders holding nominal share capital up to Rs.1 lakh.	26237	16707927	13840616	5.00	5.00	0	0
	ii. Individual shareholders holding nominal share capital in excess of Rs.1 lakh.	33	10343810	8838310	3.10	3.10	0	0
(c)	Investor						0	0
(d)	Any other							
	i.(Clearing Members)	51	36541	36541	0.01	0.01	0	0
	ii.						0	0
	Sub Total (B) (2)	26929	85663338	72497032	25.64	25.64	0	0
(B)	Public Shareholding (B)=(B)(1)+(B)(2)	27004	147400926	134179870	44.12	44.12	0	0
	TOTAL (A)+(B)	27046	334100722	320879666	100.00	100.00	27949065	8.37
(C)	Shares held by Custodians and against which Depository Receipts have been issued	0	0	0	0.00	0.00	0	0
1	Promoter and Promoter Group	0	0	0	0.00	0.00	0	0
2	Public	0	0	0	0.00	0.00	0	0
	Sub Total (C)							
	GRAND TOTAL (A)+(B)+(C)	27046	334100722	320879666	100.00	100.00	27949065	8.37



(I)(b) Statement showing holding of securities (including shares, warrants, convertible securities) of persons belonging to the category "Promoter and Promoter Group"

Sr. No.	Name of the shareholder	Details of Shares held		Encumbered shares (*)			Details of warrants		Details of convertible securities		Total shares (including underlying shares assuming full conversion of warrants and convertible securities) as a % of diluted share capital
		Number of shares held	As a % of grand total (A)+(B)+(C)	No.	As a percentage	As a % of grand total (A)+(B)+(C) of sub-clause (I)(a)	Number of warrants held	As a % total number of warrants of the same class	Number of convertible securities held	As a % total number of convertible securities of the same class	
(I)	(II)	(III)	(IV)	(V)	(VI)=(V)/(III)*100	(VII)	(VIII)	(IX)	(X)	(XI)	(XII)
1	Abha Shahra	3828926	1.15%				0	0	0	0	1.15
2	Dinesh Shahra	2111383	0.63%				0	0	0	0	0.63
3	Dinesh Shahra (HUF)	17205836	5.15%				0	0	0	0	5.15
4	Kailash Shahra	198500	0.06%				0	0	0	0	0.06
5	Mridula Shahra	992055	0.30%				0	0	0	0	0.30
6	Neeta Shahra	200300	0.06%				0	0	0	0	0.06
7	Santosh Shahra (HUF)	651340	0.19%				0	0	0	0	0.19
8	Suresh Shahra	254080	0.08%				0	0	0	0	0.08
9	Savitridevi Shahra	823683	0.25%	823683	100.00	0.25	0	0	0	0	0.25
10	Neeta Umesh Shahra (Trustee of Suyash Trust)	500	0.00%				0	0	0	0	0.00
11	Umesh Shahra	548860	0.16%				0	0	0	0	0.16
12	Ushadevi Shahra	674850	0.20%				0	0	0	0	0.20
13	Amrita Shahra	2621354	0.78%				0	0	0	0	0.78
14	Ankesh Shahra	3362921	1.01%				0	0	0	0	1.01
15	Sarvesh Shahra	5306872	1.59%				0	0	0	0	1.59
16	Amisha Shahra	3032570	0.91%				0	0	0	0	0.91
17	Suresh Shahra (HUF)	175000	0.05%				0	0	0	0	0.05
18	Manish Shahra	162120	0.05%				0	0	0	0	0.05
19	Neha Shahra	5450	0.00%				0	0	0	0	0.00
20	Bhawana Goel	100000	0.03%				0	0	0	0	0.03
21	Nitesh Shahra	5571153	1.67%				0	0	0	0	1.67
22	Kailash Shahra HUF	85000	0.03%				0	0	0	0	0.03
23	Vishesh Shahra	115300	0.03%				0	0	0	0	0.03
24	Mamta Khandelwal	8500	0.00%				0	0	0	0	0.00
25	APL International Pvt. Limited	7121805	2.13%				0	0	0	0	2.13
26	Arandi Investment Pvt. Limited	8679170	2.60%				0	0	0	0	2.60
27	National Steel & Agro Industries Limited	207500	0.06%				0	0	0	0	0.06
28	Mahakosh Holdings Private Limited	2511906	0.75%				0	0	0	0	0.75
29	Ruchi Infrastructure Limited	8259625	2.47%				0	0	0	0	2.47
30	Dinesh Shahra (Trustee Ruchi Soya Industries Ltd. Beneficiary Trust)	7630115	2.28%				0	0	0	0	2.28
31	Dinesh Shahra (Trustee of Shiva Foundation)	47440350	14.20%				0	0	0	0	14.20
32	Mahakosh Papers Pvt. Ltd.	787875	0.24%				0	0	0	0	0.24
33	Ruchi Acroni Ind Limited	1348475	0.40%	1348475	100.00	0.40	0	0	0	0	0.40
34	Shahra Estate Pvt. Ltd.	1012610	0.30%				0	0	0	0	0.30
35	Ruchi Global Ltd.	731330	0.22%	631330	86.33	0.19	0	0	0	0	0.22
36	Ruchi Infotech Ltd.	166665	0.05%				0	0	0	0	0.05
37	Stresh Chandra Santosh Kumar shahra (Trustee of Mahakosh Family)	88840	0.03%				0	0	0	0	0.03
38	Soyumm Marketing Private Limited	29145577	8.72%	25145577	86.28	7.53	0	0	0	0	8.72
39	Shahra Brothers Pvt. Ltd.	2931400	0.88%				0	0	0	0	0.88
40	Spectra Realities Pvt. Ltd.	18100000	5.42%				0	0	0	0	5.42
41	Evershine Oleochem Limited	2500000	0.75%								0.75
TOTAL		186699796	55.88%	27949065	14.97	8.37	0	0	0	0	55.88

(*) The term "encumbrance" has the same meaning as assigned to it in regulation 28(3) of the SAST Regulations, 2011



(I)(c)(i) Statement showing holding of securities (including shares, warrants, convertible securities) of persons belonging to the category "Public" and holding more than 1% of the total number of shares

Sr. No.	Name of the shareholder	Number of shares held	Shares as a percentage of total number of shares (i.e., Grand Total (A)+(B)+(C) indicated in Statement at para (I)(a) above)	Details of warrants		Details of convertible securities		Total shares (including underlying shares assuming full conversion of warrants and convertible securities) as a % of diluted share capital
				Number of warrants held	As a % of total number of warrants of the same class	Number of convertible securities held	% w.r.t total number of convertible securities of the same class	
1	Cresta Fund Limited	14941373	4.47	0	0	0	0	4.47
2	Albula Investment Fund Limited	14408754	4.31	0	0	0	0	4.31
3	Merdale Investment Co. Limited	4249645	1.27	0	0	0	0	1.27
4	Clemfield Industries Limited	4001080	1.20	0	0	0	0	1.20
5	Elara India opportunities Fund	13591901	4.07	0	0	0	0	4.07
6	Sawit Plantations PTE Limited	19612913	5.87	0	0	0	0	5.87
7	New Leaina Investments Limited	3979267	1.19	0	0	0	0	1.19
8	Suresh Kumar Gupta	4772935	1.43	0	0	0	0	1.43
9	EM Resurgent Fund	6078969	1.82	0	0	0	0	1.82
	TOTAL	85636837	25.63	0	0	0	0	25.63

(I)(c)(ii) Statement showing holding of securities (including shares, warrants, convertible securities) of persons (together with PAC) belonging to the category "Public" and holding more than 5% of the total number of shares of the company

Sr. No.	Name(s) of the shareholder(s) and the Persons Acting in Concert (PAC) with them	Number of shares	Shares as a percentage of total number of shares (i.e., Grand Total (A)+(B)+(C) indicated in Statement at para (I)(a) above)	Details of warrants		Details of convertible securities		Total shares (including underlying shares assuming full conversion of warrants and convertible securities) as a % of diluted share capital
				Number of warrants	As a % of total number of warrants of the same class	Number of convertible securities held	% w.r.t total number of convertible securities of the same class	
1	Sawit Plantations PTE Limited	19612913	5.87	0	0	0	0	5.87
	Total	19612913	5.87	0	0	0	0	5.87

(I)(d) Statement showing details of locked-in shares

Sr. No.	Name of the shareholder	Number of locked-in shares	Locked-in shares as a percentage of total number of shares (i.e., Grand Total (A)+(B)+(C) indicated in Statement at para (I)(a) above)
1	Not Applicable		
2			
	TOTAL		

(II)(a) Statement showing details of Depository Receipts (DRs)

Sr. No.	Type of outstanding DR (ADRs, GDRs, SDRs, etc.)	Number of outstanding DRs	Number of shares underlying outstanding DRs	Shares underlying outstanding DRs as a percentage of total number of shares (i.e., Grand Total (A)+(B)+(C) indicated in Statement at para (I)(a) above)
1				
2	Not Applicable			
3				
	TOTAL			

(II)(b) Statement showing holding of Depository Receipts (DRs), where underlying shares held by "promoter/promoter group" are in excess of 1% of the total number of shares

Sr. No.	Name of the DR Holder	Type of outstanding DR (ADRs, GDRs, SDRs, etc.)	Number of shares underlying outstanding DRs	Shares underlying outstanding DRs as a percentage of total number of shares (i.e., Grand Total (A)+(B)+(C) indicated in Statement at para (I)(a) above)
1				
2	Not Applicable			
3				
	TOTAL		0	

