

SCRIP CODE : 532033 SCRIP NAME : JAINSTUDIO SCRIP TYPE :- EQUITY
 (I)(A) STATEMENT SHOWING SHAREHOLDING PATTERN AS ON 30/06/2015

Category code (I)	Category of Shareholder (II)	Number of Shareholders (III)	Total number of shares (IV)	Number of shares held in dematerialized form (V)	Total shareholding as a percentage of total number of shares		Shares Pledged or otherwise encumbered	
					As a percentage of (A+B)	As a percentage of (A+B+C)	Number of shares	As a percentage
(A)	Shareholding of Promoter and Promoter Group							
1	Indian							
(a)	Individuals/ Hindu Undivided Family	5	6,250,400	200,100	21.86	21.86	-	-
(b)	Central Government/ State Government(s)	-	-	-	-	-	-	-
(c)	Bodies Corporate	16	10,851,557	382,657	37.95	37.95	2,210,300	20.37
(d)	Financial Institutions/ Banks	-	-	-	-	-	-	-
(e)	Any Other	-	-	-	-	-	-	-
	Directors and their relatives	1	2,559	2,559	0.01	0.01	-	-
	Sub Total(A)(1)	22	17,104,516	585,316	59.82	59.82	2,210,300	12.92
2	Foreign							
(a)	Individuals (Non-Residents Individuals/Foreign Individuals)	-	-	-	-	-	-	-
(b)	Bodies Corporate	-	-	-	-	-	-	-
(c)	Institutions	-	-	-	-	-	-	-
(d)	Any Other	-	-	-	-	-	-	-
	Directors and their relatives	-	-	-	-	-	-	-
	Sub Total(A)(2)	-	-	-	-	-	-	-
	Total Shareholding of Promoter and Promoter Group (A)= (A)(1)+(A)(2)	22	17,104,516	585,316	59.82	59.82	2,210,300	12.92
(B)	Public shareholding							
1	Institutions							
(a)	Mutual Funds/ UTI	1	1,900	-	0.01	0.01	-	-
(b)	Financial Institutions/ Banks/ Stressed Assets Stabilization Fund	1	5,000,000	-	17.49	17.49	-	-
(c)	Central Government/ State Government(s)	-	-	-	-	-	-	-

Jain Studios Ltd
 Company Secretary

CERTIFIED TRUE COPY

(d)	Venture Capital Funds	-	-	-	-	-	-	-	-
(e)	Insurance Companies	-	-	-	-	-	-	-	-
(f)	Foreign Institutional Investors	-	-	-	-	-	-	-	-
(g)	Foreign Venture Capital Investors	-	-	-	-	-	-	-	-
(h)	Any Other	-	-	-	-	-	-	-	-
	Sub-Total (B)(1)	2	5,001,900	-	17.49	17.49	-	-	-
2	Non-institutions								
(a)	Bodies Corporate	205	861,568	839,668	3.01	3.01	-	-	-
(b)	Individuals								
i	Individual shareholders holding nominal share capital up to Rs 1 lakh	7,025	2,218,812	2,068,476	7.76	7.76	-	-	-
ii	Individual shareholders holding nominal share capital in excess of Rs. 1 lakh.	42	1,215,910	1,116,410	4.25	4.25	-	-	-

M/s. Jain Studios Ltd


Company Secretary

5/1/2023 10:18:00 AM

(c)	Any Other																	
	NRI	17	30,920	30,920	0.11	0.11												
	HUF	180	160,856	160,756	0.56	0.56												
	OCB	1	2,000,000	-	6.99	6.99												
	Clearing Member	2	200	200	-	0.00												
	Sub-Total (B)(2)	7,472	6,488,266	4,216,430	22.69	22.69												
(B)	Total Public Shareholding (B)= (B)(1)+(B)(2)	7,474	11,490,166	4,216,430	40.18	40.18												
	TOTAL (A)+(B)	7,496	28,594,682	4,801,746	100.00	100.00												7.73
(C)	Shares held by Custodians and against which Depository Receipts have been issued																	
1	Promoter and Promoter Group	-	-	-	-	-												
2	Public	7,496	28,594,682	4,801,746	100.00	100.00												
	GRAND TOTAL (A)+(B)+(C)	7,496	28,594,682	4,801,746	100.00	100.00												7.73

For Jain Studios Limited

Authorised Signatory

Mrs. Jain

 Company Secretary

INTRODUCTORY SUB-TABLE (I)(A)			
SCRIP CODE : 532033 SCRIP NAME : JAINSTUDIO SCRIP TYPE :- EQUITY			
QUARTER ENDED 30/06/2015			
Partly paid-up shares:-	No. of partly paid-up shares	As a % of total no. of partly paid-up shares	As a % of total no. of shares of the company
Held by promoter/promoter group	-	-	-
Held by public	-	-	-
Total - D	-	-	-
Outstanding convertible securities:-	No. of outstanding securities	As a % of total no. of outstanding convertible securities	As a % of total no. of shares of the company, assuming full conversion of the convertible securities
Held by promoter/promoter group	-	-	-
Held by public	-	-	-
Total - E	-	-	-
Warrants:-	No. of warrants	As a % of total no. of warrants	As a % of total no. of shares of the company, assuming full conversion of warrants
Held by promoter/promoter group	-	-	-
Held by public	-	-	-
Total - F	28,594,682	N.A.	100.00
Total paid-up capital of the company, assuming full conversion of warrants and convertible securities (Grand Total (A+B+C)+D+E+F)			

For Jain Studios Limited

Authorised Signatory

[Handwritten Signature]
 COMPANY SECRETARY

(IXB) STATEMENT SHOWING SHAREHOLDING OF PERSONS BELONGING TO THE CATEGORY "PROMOTER AND PROMOTER GROUP"

S.N (i)	Name of the shareholder (ii)	Details of shares held		Shares pledged or otherwise encumbered		Details of Warrants		Details of Convertible Securities		Total Shares (including Undertlying Shares assuming full conversion of Warrants and Convertible Securities) As a % of Diluted Share Capital
		Number of Shares Held	As a % of grand total	Number	As a percentag e	As a % of grand total (A)+(B)+(C) of sub-clause (V)(a) (Vii)	Number of Warrants held	As a % total number of warrants of the same class	Number of Convertibl e Securities Held	
1	Ragini Jain	100	0.00	-	-	-	-	-	-	0.00
2	Rikabh Chand Jain	100	0.00	-	-	-	-	-	-	0.00
3	Sadhna Ashana	100	0.00	-	-	-	-	-	-	0.00
4	Jinendra Kumar Jain	200,100	0.70	-	-	-	-	-	-	0.70
5	Dr. Jain Clinic Pvt Ltd	5,000	0.02	-	-	-	-	-	-	0.02
6	Ankur Services & Growth Fund Ltd	5,000	0.02	-	-	-	-	-	-	0.02
7	Dr. Jain Airways Pvt Ltd	6,000	0.02	-	-	-	-	-	-	0.02
8	Ankur Services & Growth Fund Ltd	67,857	0.24	-	-	-	-	-	-	0.24
9	Sona Press Pvt. Ltd.	308,800	1.08	200,100	64.80	-	0.70	-	-	1.08
10	Sadhna Publicity Services Pvt Ltd	340,000	1.19	-	-	-	-	-	-	1.19
11	Shambu Dayal Liam Chand Pvt Ltd	364,000	1.27	364,000	100.00	-	1.27	-	-	1.27
12	Jain Communication & Electro. P Ltd	366,000	1.28	366,000	100.00	-	1.28	-	-	1.28
13	Dr. Jain Airways Pvt Ltd	450,000	1.57	-	-	-	-	-	-	1.57
14	Sadhna Publicity Services Pvt Ltd	584,000	2.04	584,000	100.00	-	2.04	-	-	2.04
15	Dr. Jain Clinic P Ltd	645,000	2.26	645,000	100.00	-	2.26	-	-	2.26
16	Jain Communication & Electro. P Ltd	1,500,000	5.25	-	-	-	-	-	-	5.25
17	Shambu Dayal Liam Chand Pvt Ltd	1,500,000	5.25	-	-	-	-	-	-	5.25
18	Sona Press Pvt. Ltd.	1,551,200	5.42	51,200	3.30	-	0.18	-	-	5.42
19	Bharti Jain	2,559	0.01	-	-	-	-	-	-	0.01
20	Jinendra Kumar Jain	6,050,000	21.16	-	-	-	-	-	-	21.16
21	Dr. Jain Video On Wheels Ltd.	1,579,350	5.52	-	-	-	-	-	-	5.52
22	Noida Software Technology Park Ltd.	1,579,350	5.52	-	-	-	-	-	-	5.52
	TOTAL	17,104,516	59.82	2,210,300	12.92	7.73				59.82

For Jain Studios Limited


Authorised Signatory

ARTIFIED TRUE COPY

PERSONS BELONGING TO THE CATEGORY "PUBLIC" AND HOLDING MORE THAN 1% OF THE TOTAL NUMBER OF SHARES"								
Sr. No.	Name of the shareholder	Number of shares	Shares as a percentage of total number of shares (i.e., Grand Total (A)+(B)+(C) indicated in Statement at para (l)(a) above)	Details of Warrants		Details of Convertible Securities		Total Shares (Including Underlying Shares assuming full conversion of Warrants and Convertible Securities) As a % of Diluted Share Capital
				Number of Warrants held	As a % total number of warrants of the same class	Number of Convertible Securities Held	As a % total number of Convertible Securities of the same class	
1	Gaynor Limited	2,000,000	6.99					
2	R. B. Mercantile Pvt Ltd	553,800	1.94					
3	Stressed Assets Stabilization Fund	5,000,000	17.49					
	TOTAL	7,553,800	26.42					

For Jain Studios Limited

Authorised Signatory

M/s. Jain Studios Ltd

 Company Secretary


ORIGINAL COPY

(1)(C)(ii) STATEMENT SHOWING HOLDING OF SECURITIES (INCLUDING SHARES, WARRANTS, CONVERTIBLE SECURITIES) OF PERSONS) (TOGETHER WITH PAC) BELONGING TO THE CATEGORY "PUBLIC" AND HOLDING MORE THAN 5% OF THE TOTAL NUMBER OF SHARES OF THE COMPANY

Sr. No.	Name of the shareholder	Number of shares held	shares as a percentage of total number of shares (i.e., Grand Total (A)+(B)+(C) indicated in Statement at para (1)(a) above)	Details of Warrants		Details of Convertible Securities		Total Shares (Including Underlying Shares assuming full conversion of Warrants and Convertible Securities) As a % of Diluted Share Capital
				Number of Warrants held	As a % total number of warrants of the same class	Number of Convertible Securities Held	As a % total number of Convertible Securities of the same class	
1	Gaynor Limited	2,000,000	6.99					
2	Stressed Assets Stabilization Fund	5,000,000	17.49					
	Total	7,000,000	24.48					

For Jain Studios Limited

Authorised Signatory


 M/s. Jain Studios Ltd.
 Company Secretary

Statement showing details of locked-in shares			
(IX(d))			
Sr. No.	Name of the shareholder	Number of locked-in shares	Locked-in shares as a percentage of total number of shares (i.e., Grand Total (A)+(B)+(C) indicated in Statement at para (IX(a) above)
1	Jinendra Kumar Jain	200100	0.70
2	Jinendra Kumar Jain	6050000	21.16
3	Dr. Jain Video On Wheels Ltd.	1579350	5.52
4	Noida Software Technology Park Ltd.	1579350	5.52
	Total	9408800	32.90

Promoter/Promoter Group/Public

Promoter

Promoter

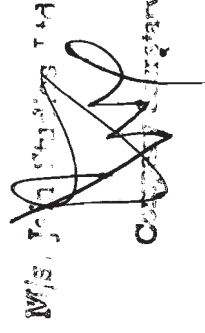
Promoter Group

Promoter Group

Promoter Group

For Jain Studios Limited


Authorised Signatory

M/S. JAIN STUDIOS LTD.

 Company Secretary

CERTIFIED TRUE COPY

(I)(YA) STATEMENT SHOWING DETAILS OF DEPOSITORY RECEIPTS (DRS)

Sr. No.	Type of outstanding DR (ADRs, GDRs, SDRs, etc.)	Number of outstanding DRs	Number of shares underlying outstanding DRs	Shares underlying outstanding DRs as a percentage of total number of shares (i.e., Grand Total (A)+(B)+(C) indicated in Statement at
1	N.A.	N.A.	N.A.	N.A.
TOTAL				



SECRETARY

SECRETARY

(II)(B) STATEMENT SHOWING DETAILS OF DEPOSITORY RECEIPTS (DRS), WHERE UNDERLYING SHARES HELD BY 'PROMOTER/PROMOTER GROUP' ARE IN EXCESS OF 1% OF THE TOTAL NUMBER OF SHARES

Sr. No.	Name of the DR Holder	Type of outstanding DR (ADRs, GDRs, SDRs, etc.)	Number of shares underlying outstanding DRs	Shares underlying outstanding DRs as a percentage of total number of shares {i.e., Grand Total (A)+(B)+(C) indicated in Statement at para (I)(a) above}
	N/A	N/A	N/A	N/A
	Total			



SECRETARY