


Audited Financial Results for the year ended 31.03.2015 (In Lakhs)

PARTICULARS	QUARTER ENDED			YEAR ENDED	
	31.03.2015 Audited	31.12.2014 Unaudited	31.03.2014 Audited	31.03.2015 Audited	31.03.2014 Audited
PART - I					
1 Income From Operation					
a) Net Sales/ Income from operation	0.00	0.00	0.00	0.00	0.00
b) other Income from operation	0.00	0.00	1.21	0	1.21
Total Income	0.00	0.00	1.21	0.00	1.21
2 Expenses					
a) Cost of Goods Sold	0.00	0.00	0.00	0.00	0.00
b) Purchases of stock-in-trade	0.00	0.00	0.00	0.00	0.00
c) Changes in inventories of finished goods, work-in-progress and stock-in-trade	0.00	0.00	0.00	0.00	0.00
d) Employee benefits expense	0.32	0.50	0.43	1.21	1.78
e) Depreciation and amortisation expense	-34.54	14.07	28.08	7.67	56.27
f) Bank Charges	0.00	0.00	0.00	0.00	0.00
g) Listing Fee	0.00	0.00	0.00	0.00	1.07
h) Other expenses	1.62	0.56	2.99	2.44	2.79
TOTAL EXPENSES	-32.60	15.13	31.50	11.32	61.91
Profit / (Loss) from operations before other income, finance costs and exceptional items (1-2)	32.60	-15.13	-30.29	-11.32	-60.70
3 Other Income	0.00	0.00	0.00	0.00	0.00
Profit / (Loss) from ordinary activities before finance costs and exceptional items (3 + 4)	32.60	-15.13	-30.29	-11.32	-60.70
6 Finance Cost	0.00	0.00	0.00	0.00	0.01
Profit / (Loss) from ordinary activities after finance costs but before exceptional items (5 + 6)	32.60	-15.13	-30.29	-11.32	-60.71
8 Exceptional items	0.00	0.00	0.00	0.00	0.00
Profit / (Loss) from ordinary activities before tax (7 + 8)	32.60	-15.13	-30.29	-11.32	-60.71
9 Tax Expense	0.00	0.00	12.82	0.00	12.82
11 Net Profit / (Loss) from ordinary activities after tax (9 + 10)	32.60	-15.13	-43.11	-11.32	-73.53
12 Extraordinary items	0.00	0.00	0.00	0.00	0.00
13 Net Profit / (Loss) for the period (11 + 12)	32.60	-15.13	-43.11	-11.32	-73.53
14 Share of profit / (loss) of associates*	0.00	0.00	0.00	0.00	0.00
15 Minority interest *	0.00	0.00	0.00	0.00	0.00
16 Net Profit / (Loss) after taxes, minority interest and share of profit / (loss) of associates (13 + 14 + 15) *	32.60	-15.13	-43.11	-11.32	-73.53
17 Paid-up equity share capital (Face Value of the Share shall be indicated)	1320.14	1320.14	1320.14	1320.14	1320.14
18 Reserve excluding Revaluation Reserves as per balance sheet of previous accounting year	10	10	10	10	10
19.i Earnings per share (before extraordinary items) (not annualised):					
(a) Basic	0.000	0.000	0.000	-0.090	-0.003
(b) Diluted	0.000	0.000	0.000	-0.090	-0.003
19.ii Earnings per share (after extraordinary items) (of Rs. /- each) (not annualised):					
(a) Basic	0.000	0.000	0.000	-0.090	-0.003
(b) Diluted	0.000	0.000	0.000	-0.090	-0.003

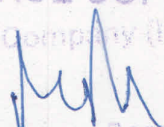
CERTIFIED TRUE COPY
For Moving Picture Company (I) Ltd.

Company Secretary

PART - II DETAIL OF PUBLIC AND PROMOTER SHARE HOLDING						
PARTICULARS OF SHAREHOLDING		QUARTER ENDED			YEAR ENDED	
		31.03.2015	31.12.2014	31.03.2014	31.03.2015	31.03.2014
1	Public shareholding					
	Number of Shares	10,972,015	10,972,015	10,972,015	10,972,015	10,972,015
	Percentage of Shareholding	83.11	83.11	83.11	83.11	83.11
2	Promoter and Promoter group Shareholding					
	(a) Pledged/ Encumbered					
	Number of Shares	NIL	NIL	NIL	NIL	NIL
	Percentage of Shareholding(to the total Shareholding of Promoter and Promoter Group	NIL	NIL	NIL	NIL	NIL
	Percentage of Shareholding (to the total share of the company)	NIL	NIL	NIL	NIL	NIL
	(b) Non-Encumbered					
	Number of Shares	2,229,435	2,229,435	2,229,435	2,229,435	2,229,435
	Percentage of Shareholding(to the total Shareholding of Promoter and Promoter Group	16.89	16.89	16.89	16.89	16.89
	Percentage of Shareholding (to the total share of the company)	100.00	100.00	100.00	100.00	100
PARTICULARS						
QUARTER ENDED 31.03.2015						
B	INVESTOR COMPLAINTS					
	Pending at the beginning of the Quarter	NIL				
	Received during the Quarter	NIL				
	Disposed of during the Quarter	NIL				
	Remaining unresolved at the Quarter	NIL				

Notes:

- The above results have been taken on record on 30th May, 2015
- The operation of the Company is considered as a single segment, hence segment reporting as defined in accounting Standard 17 is not applicable.
- There were no investor complaints received by the Company during the quarter ended 31.03.2015
There were no complaints pending at the beginning and end of the quarter.
- The Company has changed accounting treatment of Media Library and it is no more a Fixed Asset.
- Previous year/quarter figures have been regrouped/ rearranged wherever found necessary.

Date :30th May, 2015
Place : New Delhi

CERTIFIED TRUE COPY
For Moving Picture Company (I) Ltd.

Company Secretary


For and on behalf of
Moving Picture Company (India) Limited

Sd/-
Bhim Sain Goyal
Director
02139510

Clause 41 of the Listing Agreement For companies (Other than Banks)

Stadalone / Consolidated Statement of Assets and Liabilities		As at 31.03.2015	As at 31.03.2014
Particulars		(In Rs.)	(In Rs.)
A	EQUITY AND LIABILITIES		
1	Shareholder's funds		
	(a) Share capital	132014500.00	132014500.00
	(b) Reserves and surplus	-105539494.60	-68527392.66
	(c) Money received against share warants	0.00	0.00
	Sub- total - Shareholder's funds	26475005.40	63487107.34
2	Share application money pending allotment	0.00	0.00
3	Minority interest*	0.00	0.00
4	Non-current liabilities		
	(a) Long-term borrowings	5000.00	5000.00
	(b) Deferred tax liabilities (net)	0.00	0.00
	(c) Other long-term liabilities	0.00	0.00
	(d) Long-term provisions	229022.00	229022.00
	Sub-total-Non-current liabilities	234022.00	234022.00
5	Current liabilities		
	(a) Short-term borrowings	0.00	0.00
	(b) Trade payables	2373007.00	2373007.00
	(c) Other current liabilities	396357.00	337758.00
	(d) Short-term provisions	0.00	0.00
	Sub-total- Current liabilities	2769364.00	2710765.00
	TOTAL - EQUITY AND LIABILITIES	29478391.40	66431894.34
B	ASSETS		
1	Non-current assets		
	(a) Fixed assets	991846.91	37774261.35
	(b) Goodwill on consolidation*	0.00	0.00
	(c) Non-current investments	1.00	1.00
	(d) Deferred tax assets (net)	0.00	0.00
	(e) Long-term loans and advances	15411396.18	15050000.00
	(f) Other non-current assets	0.00	0.00
	Sub-total-Non-current assets	16403244.09	52824262.35
2	Current assets		
	(a) Current investments		0.00
	(b) Inventories		0.00
	(c) Trade receivables	12903525.00	13124525.00
	(d) Cash and cash equivalents	171622.31	121710.81
	(e) Short-term loans and advances	0.00	279479.18
	(f) Other current assets	0.00	81917.00
	Sub-total-Current assets	13075147.31	13607631.99
	TOTAL - ASSETS	29478391.40	66431894.34

* Applicable in the case of consolidated statement of assets and liabilities.

CERTIFIED TRUE COPY
 For Moving Picture Company

 Company Secretary