

(1)(a) STATEMENT SHOWING SHAREHOLDING PATTERN IN CLAUSE 35

NAME OF THE COMPANY: INDRAPRASTHA GAS LIMITED

SCRIP CODE: 532514

NAME OF THE SCRIP : INDRAPRASTHA GAS LIMITED

CLASS OF SECURITY : EQUITY

QUARTER ENDED: 30/06/2015

No. of partly paid-up shares

As a % of total no. of partly paid-up shares

As a % of total no. of shares of the Company.

Held by promoter/promoter group

Held by Public

Total:

Outstanding convertible securities:

Warrants:

Held by promoter/promoter group

Held by Public

Total:


Held by promoter/promoter group

Held by Public


Total:

Total paid-up capital of the Company, assuming full conversion of warrants and convertible securities

CATEGORY CODE	CATEGORY OF SHAREHOLDER	NO OF SHAREHOLDERS	TOTAL NUMBER OF SHARES	NO OF SHARES HELD IN DEMATERIALIZED FORM	TOTAL SHAREHOLDING AS A % OF TOTAL NO OF SHARES		SHARES PLEDGE OR OTHERWISE ENCUMBERED	AS A PERCENTAGE
					AS a PERCENTAGE of (A+B)	AS a PERCENTAGE of (A+B+C)		
(I)	(II)	(III)	(IV)	(V)	(VI)	(VII)	(VIII)	(IX)=(VIII)/(IV)*100
PROMOTER AND PROMOTER GROUP								
INDIAN								
(a)	Individual/HUF	0	0	0	0.00	0.00	0	0.00
(b)	Central Government/State Government(s)	0	0	0	0.00	0.00	0	0.00
(c)	Bodies Corporate	2	63000080	63000080	45.00	45.00	0	0.00
(d)	Financial institutions / Banks	0	0	0	0.00	0.00	0	0.00
(e)	Others	0	0	0	0.00	0.00	0	0.00
Sub-Total A(1) :		2	63000080	63000080	45.00	45.00	0	0.00
FOREIGN								
(a)	Individuals (NRIs/Foreign Individuals)	0	0	0	0.00	0.00	0	0.00
(b)	Bodies Corporate	0	0	0	0.00	0.00	0	0.00
(c)	Institutions	0	0	0	0.00	0.00	0	0.00
(d)	Qualified Foreign Investor	0	0	0	0.00	0.00	0	0.00
(e)	Others	0	0	0	0.00	0.00	0	0.00
Sub-Total A(2) :		0	0	0	0.00	0.00	0	0.00
Total A=A(1)+A(2)		2	63000080	63000080	45.00	45.00	0	0.00



(b) PUBLIC SHAREHOLDING																			
(1)	(2)	(3)	(4)	(5)	(6)	(7)	(8)	(9)	(10)	(11)	(12)	(13)	(14)	(15)	(16)	(17)	(18)	(19)	(20)
(a)	Mutual Funds /UTI	52		9606178	9606178			6.86	6.86										
(b)	Financial Institutions /Banks	6		1130218	1130218			0.81	0.81										
(c)	Central Government / State Government(s)	1		7000000	0			5.00	5.00										
(d)	Venture Capital Funds	0		0	0			0.00	0.00										
(e)	Insurance Companies	4		14120491	14120491			10.09	10.09										
(f)	Foreign Institutional Investors	106		25920766	25920766			18.51	18.51										
(g)	Foreign Venture Capital Investors	0		0	0			0.00	0.00										
(h)	Qualified Foreign Investor	0		0	0			0.00	0.00										
(i)	Others	0		0	0			0.00	0.00										
	Sub-Total B(1) :	169		5777653	5077653			41.27	41.27										
(2)	NON-INSTITUTIONS																		
(a)	Bodies Corporate	741		10544489	10544489			7.53	7.53										
(b)	Individuals																		
	(i) Individuals holding nominal share capital upto Rs.1 lakh	54366		6783266	6770474			4.85	4.85										
	(ii) Individuals holding nominal share capital in excess of Rs.1 lakh	36		1303016	1303016			0.93	0.93										
(c)	Others																		
	NON RESIDENT INDIANS	735		273632	273632			0.20	0.20										
	CLEARING MEMBERS	191		239520	239520			0.17	0.17										
	TRUSTS	8		78504	78504			0.06	0.06										
(d)	Qualified Foreign Investor	0		0	0			0.00	0.00										
	Sub-Total B(2) :	56077		19222427	19209635			13.73	13.73										
	Total B=B(1)+B(2) :	56246		77000080	69987288			55.00	55.00										
	Total (A+B) :	56248		140000160	132987368			100.00	100.00										
(C) Shares held by custodians, against which Depository Receipts have been issued																			
(1)	Promoter and Promoter Group																		
(2)	Public	0		0	0			0.00	0.00										
	GRAND TOTAL (A+B+C) :	56248		140000160	132987368			100.00	100.00										0.00



S.No	Statement showing holding of securities (including shares, warrants, convertible securities) of persons belonging to the category "Promoter and Promoter Group"	Details of Shares held		Encumbered shares (*)		Details of Warrants		Details of convertible securities		Total Shares (including underlying shares assuming full conversion of warrants and convertible securities) as a % of diluted share capital	
		No. of Shares held	As a % of grand total (A)+(B)+(C)	Pledge Shares	AS a percentage (VI)=(V)/(III)*100	AS a % of grand total (A) + (B) + (C) of sub-clause (I)(a)	Number of warrants held	As a % total number of warrants of the same class	Number of convertible securities held		As a % total number of convertible securities of the same class
(i)	(ii)	(iii)	(iv)	(v)	(vi)=(v)/(iii)*100	(vii)	(viii)	(ix)	(x)	(xi)	(xii)
1	BHARAT PETROLEUM CORPORATION LTD	31500080	22.50	0	0.00	0.00	0	0.00	0	0.00	22.50
2	GAIL (INDIA) LTD	31500000	22.50	0	0.00	0.00	0	0.00	0	0.00	22.50
	TOTAL :	63000080	45.00	0	0.00	0.00	0	0.00	0	0.00	45.00

Sr.No.	Statement showing holding of securities (including shares, warrants, convertible securities) of persons belonging to the category "Public" and holding more than 1% of the total number of shares	Number of shares held	Shares as a percentage of total number of shares i.e., Grant total (A)+(B)+(C) Indicated in Statement at para (i)(a) above)	Details of warrants		Details of convertible securities		Total shares (including underlying shares assuming full conversion of warrants and convertible securities) as a % of diluted share capital
				Number of warrants held	As a % total number of warrants of the same class	Number of convertible securities held	% w.r.t total number of convertible securities of the same class	
1	LIFE INSURANCE CORPORATION OF INDIA	12165980	8.69	0	0.00	0	0.00	8.69
2	GOVT OF NCT OF DELHI	7000000	5.00	0	0.00	0	0.00	5.00
3	HDFC STANDARD LIFE INSURANCE COMPANY LIMITED	4510465	3.22	0	0.00	0	0.00	3.22
4	PINEBRIDGE INVESTMENTS GE MAURITIUS LIMITED	4055658	2.90	0	0.00	0	0.00	2.90
5	ALLARD GROWTH FUND	3736407	2.67	0	0.00	0	0.00	2.67
6	OPPENHEIMER INTERNATIONAL SMALL COMPANY FUND	1869377	1.34	0	0.00	0	0.00	1.34
7	SUNDARAM MUTUAL FUND A/C SUNDARAM SELECT MIDCAP	1828036	1.31	0	0.00	0	0.00	1.31
8	ALLARD GROWTH FUND 2	1766550	1.26	0	0.00	0	0.00	1.26
9	BAJAJ ALLIANZ LIFE INSURANCE COMPANY LTD.	1510737	1.08	0	0.00	0	0.00	1.08
	TOTAL :	38443310	27.46	0	0.00	0	0.00	27.46




(i)(c)(iii) Sr.No.	Statement showing holding of securities (including shares, warrants, convertible securities) of persons (together with PAC) belonging to the category "Public" and holding more than 5% of the total number of shares of the shareholder(s) and the Persons Acting in Concert (PAC) with them	Number of shares held	Shares as a percentage of total number of shares (i.e., Grant total (A)+(B)+(C) Indicated in Statement at para (i)(a) above)	Details of warrants		Number of convertible securities held	% w.r.t total number of convertible securities of the same class	Total shares (including underlying shares assuming full conversion of warrants and convertible securities) as a % of diluted share capital)
1	LIFE INSURANCE CORPORATION OF INDIA	12165980	8.69	0	0.00	0	0.00	8.69
	TOTAL :	12165980	8.69	0.00	0.00	0	0.00	8.69

(i)(d) Sr.No.	STATEMENT SHOWING DETAILS OF LOCKED-IN SHARES"	Name of the shareholder	Number of locked-in shares	Locked-in shares as a (%) percentage of total number of shares (i.e., Grand Total (A)+(B)+(C) Indicated in Statement at para (i)(a) above)	Promoter/Promoter Group/Public
	TOTAL :		0	0	

(ii)(a) Sr.No.	STATEMENT SHOWING DETAILS OF DEPOSITORY RECEIPTS (DRS)	Type of outstanding DR (ADRs, GDRs, SDRs, etc.)	Number of outstanding DRS	Number of shares underlying outstanding DRS	Shares underlying outstanding DRS as a percentage of total number of shares (i.e., Grand Total (A)+(B)+(C) Indicated in Statement at Para(i)(a) above)
	TOTAL :		0	0	0

(ii)(b) Sr.No.	Statement showing Holding of Depository Receipts (DRs) where underlying shares held by "Promoter/Promoter group" are in excess of 1% of the total number shares.	Name of the DR Holder	Type of outstanding DR (ADRs, GDRs, SDRs, etc.)	Number of shares underlying outstanding DRS	Shares underlying outstanding DRS as a percentage of total number of shares (i.e., Grand Total (A)+(B)+(C) indicated in Statement at para(i)(a) above)
	TOTAL :			0	0



(iii)(a) STATEMENT SHOWING THE VOTING PATTERN OF SHAREHOLDERS, IF MORE THAN ONE CLASS OF SHARES/SECURITIES IS ISSUED BY THE ISSUER

CATEGO RY CODE	CATEGORY OF SHAREHOLDERS	NUMBER OF VOTING RIGHTS HELD IN EACH CLASS OF SECURITIES			TOTAL VOTING RIGHTS (III+IV+V)	TOTAL VOTING RIGHTS I.E.(VI) AS A PERCENTAGE OF (A+B)	AS A PERCENTAGE OF (A+B+C)
		CLASS X (III)	CLASS Y (IV)	CLASS Z (V)			
(I)	PROMOTER AND PROMOTER GROUP 2						
(A)	INDIAN						
(1)	Individuals /Hindu Undivided Family						
(b)	Central Government/State Government(s)						
(c)	Bodies Corporate						
(d)	Financial institutions / Banks						
(e)	Any Other (Specify)						
	Sub-Total (A) (1) :						
(2)	FOREIGN						
(a)	Individuals (Non Resident Individuals/Foreign						
(b)	Bodies Corporate						
(c)	Institutions						
(d)	Any Other (Specify)						
	Sub-Total (A)(2) :						
	Total Share Holding of Promoter and Promoter Group (A)=(A)(1)+(A)(2)						
(B)	PUBLIC SHAREHOLDING 3						
(1)	INSTITUTIONS						
(a)	Mutual Funds /UTI						
(b)	Financial Institutions /Banks						
(c)	Central Government / State Government(s)						
(d)	Venture Capital Funds						
(e)	Insurance Companies						
(f)	Foreign Institutional Investors						
(g)	Foreign Venture Capital Investors						
(h)	Any Other (Specify)						
	Sub-Total (B)(1) :						
(2)	NON-INSTITUTIONS						
(a)	Bodies Corporate						
(b)	Individuals						
	(i) Individual shareholders holding nominal share capital up to Rs.1 lakh						
	(ii) Individual shareholders holding nominal share capital in excess of Rs.1 lakh						
(c)	Any Other (Specify)						
	Clearing Members						
	Non Resident Indians						
	Sub-Total (B)(2) :						
	Total Public Share Holding (B)=(B)(1)+(B)(2) :						
	Total (A)+(B) :						
(C)	Shares held by custodians, against which Depository Receipts have been issued						
	GRAND TOTAL (A)+(B)+(C) :						

NOT APPLICABLE

