

(I) (a) STATEMENT SHOWING SHAREHOLDING PATTERN

Name of the Company: **NAGREEKA CAPITAL & INFRASTRUCTURE LIMITED**

Script Code, Name of the scrip, class of security:

532895 [BSE]- [NSE] Equity

Quarter ended: 31.03.2015

Partly paid-up shares:-	No. of partly paid-up shares	As a % of total no. of partly paid-up shares	As a % of total no. of shares of the company
-------------------------	------------------------------	--	--

Held by promoter/promoter group	Nil	Nil	Nil
---------------------------------	-----	-----	-----

Held by public	Nil	Nil	Nil
----------------	-----	-----	-----

Total - D	Nil	Nil	Nil
------------------	------------	------------	------------

Outstanding convertible securities:-	No. of outstanding securities	As a % of total no. of outstanding convertible securities	As a % of total no. of shares of the company, assuming full conversion of the convertible
--------------------------------------	-------------------------------	---	---

Held by promoter/promoter group	Nil	Nil	Nil
---------------------------------	-----	-----	-----

Held by public	Nil	Nil	Nil
----------------	-----	-----	-----


Total - E	Nil	Nil	Nil
------------------	------------	------------	------------

Warrants:-	No. of warrants	As a % of total no. of shares of the company, assuming full conversion of warrants
------------	-----------------	--

Held by promoter/promoter group	Nil	Nil
---------------------------------	-----	-----

Held by public	Nil	Nil
----------------	-----	-----


Total - F	Nil	Nil
------------------	------------	------------

Total paid-up capital of the company, assuming full conversion of warrants and convertible securities	No of Shares	Value	Nagreeka Capital & Infrastructure Limited
	12615300	Rs. 63076500/-	 Co. Secretary

(No securities or warrants are pending for conversion)

Table 1(a)									
Category code	Category of Shareholder	Number of Shareholders	Total number of shares	Number of shares held in dematerialized form	Total shareholding as a percentage of total number of shares		Number of shares	Shares Pledged or otherwise encumbered	As a percentage
			(IV)	(V)	As a percentage of (A+B) ¹	As a percentage of (A+B+C)	(VIII)	(IX) = (VIII)/(IV)*100	
(A)	Shareholding of Promoter and Promoter Group ²	(III)			(VI)	(VII)			
1	Indian								
(a)	Individuals/ Hindu Undivided Family								
(b)	Central Government/ State Government(s)	20	4492900	4492900	35.6147	35.6147	Nil	Nil	Nil
(c)	Bodies Corporate								
(d)	Financial Institutions/ Banks	5	2220186	2220186	17.5992	17.5992	Nil	Nil	Nil
(e)	Any Others(Specify)								
	Sub Total(A)(I)	25	6713086	6713086	53.2138	53.2138	Nil	Nil	Nil
2	Foreign								
a	Individuals (Non-Residents Individuals/ Foreign Individuals)								
b	Bodies Corporate								
c	Institutions								
d	Qualified Foreign Investor								
e	Any Others(Specify)								
	Sub Total(A)(2)	0	0	0	0.00	0.0000	0	Nil	Nil
	Total Shareholding of Promoter and Promoter Group (A)= (A)(I)+(A)(2)	25	6713086	6713086	53.2138	53.2138	Nil	Nil	Nil
(B)	Public shareholding								
1	Institutions								
(a)	Mutual Funds/ LTI	7	3300	1100	0.0262	0.0262	Nil	Nil	Nil
(b)	Financial Institutions / Banks	3	400	200	0.0032	0.0032	Nil	Nil	Nil
(c)	Central Government/ State Government(s)								

Nagreeka Capital & Infrastructure Limited



Co-Secretary

(d)	Venture Capital Funds													
(e)	Insurance Companies													
(f)	Foreign Institutional Investors	1	300						0.0024	0.0024			Nil	Nil
(g)	Foreign Venture Capital Investors													
(h)	Qualified Foreign Investor													
(i)	Any Other (specify)													
	Sub-Total (Bx1)	11	4000		1300				0.0317	0.0317			Nil	Nil
B 2	Non-institutions													
(a)	Bodies Corporate	153	2258352		2256651				17.9017	17.9017			Nil	Nil
(b)	Individuals													
	Individuals - i: Individual shareholders holding nominal share capital up to Rs 1 lakh	9149	2593715		2169162				20.5601	20.5601			Nil	Nil
	Individuals - ii: Individual shareholders holding nominal share capital in excess of Rs. 1 lakh.	24	810340		810340				6.4235	6.4235			Nil	Nil
(c)	Qualified Foreign Investor													
	Any Other (specify)													
(d)	Clearing Member	1	90		90				0.0007	0.0007				
	Non Resident Individual	973	235717		112017				1.8685	1.8685				
	Sub-Total (Bx2)	10300	5898214		5348260				46.7544	46.7544				
(B)	Total Public Shareholding (B)= (B)(1)+(Bx2)	10311	5902214		5349560				46.7862	46.7862				
	TOTAL (A)+(B)	10336	12615300		12062646				100.00	100.0000				
(C)	Shares held by Custodians and against which Depository Receipts have been issued													
1	Promoter and Promoter Group	Nil	Nil		Nil								Nil	
2	Public	Nil	Nil		Nil								Nil	
	Sub-Total (C)													
	GRAND TOTAL (A)+(B)+(C)	10336	12615300		12062646					100.00				

Nagreenka Capital & Infrastructure Limited

[Signature]
Co Secretary

S.No	Notes
1	
2	
3	
4	
5	
6	
7	
8	
9	

Nagreenka Capital & Infrastructure Limited

Co. Secretary

(1)(b) Statement showing holding of securities (including shares, warrants, convertible securities) of persons belonging to the category "Promoter and Promoter Group"

Sr. No.	Name of the shareholder	Details of Shares held			Encumbered shares (*)			Details of warrants			Details of convertible securities		Total shares (including underlying shares assuming full conversion of warrants and convertible securities) as a % of diluted share capital
		Number of shares held	As a % of grand total (A)+(B)+(C)	No.	As a percentage (VI)=(V)/(III)*100	As a % of grand total (A)+(B)+(C) of sub-clause (D)(a)	Number of warrants held	As a % total number of warrants of the	Number of convertible securities	As a % total number of convertible securities			
(i)	(ii)	(iii)	(iv)	(v)	(vi)=(v)/(iii)*100	(vii)	(viii)	(ix)	(x)	(xi)	(xii)		
1	MALA PATWARI	891700	7.07	0	0.00	0.00	0	0	0	0	7.0684		
2	SUNIL PATWARI	712100	5.64	0	0.00	0.00	0	0	0	0	5.6447		
3	SUSHIL PATWARI	568600	4.51	0	0.00	0.00	0	0	0	0	4.5072		
4	MINAKSHI PATWARI	389700	3.09	0	0.00	0.00	0	0	0	0	3.0891		
5	MAHENDRA PATWARI	312100	2.47	0	0.00	0.00	0	0	0	0	2.4740		
6	SATISH PATWARI	310000	2.46	0	0.00	0.00	0	0	0	0	2.4573		
7	ISHWAR LAL PATWARI	195000	1.55	0	0.00	0.00	0	0	0	0	1.5457		
8	ISHWAR LAL PATWARI	155000	1.23	0	0.00	0.00	0	0	0	0	1.2287		
9	SUSHIL PATWARI	150000	1.19	0	0.00	0.00	0	0	0	0	1.1890		
10	MAHENDRA PATWARI	135000	1.07	0	0.00	0.00	0	0	0	0	1.0701		
11	ISHWAR LAL PATWARI	127500	1.01	0	0.00	0.00	0	0	0	0	1.0107		
12	RASHI SARAF	100000	0.79	0	0.00	0.00	0	0	0	0	0.7927		
13	ANITA PATWARI	90100	0.71	0	0.00	0.00	0	0	0	0	0.7142		
14	USHA PATWARI	86000	0.68	0	0.00	0.00	0	0	0	0	0.6817		
15	SUNIL PATWARI	70000	0.55	0	0.00	0.00	0	0	0	0	0.5549		
16	SARITA PATWARI	70000	0.55	0	0.00	0.00	0	0	0	0	0.5549		
17	ISHWAR LAL PATWARI	70000	0.55	0	0.00	0.00	0	0	0	0	0.5549		
18	SUSHIL PATWARI	20100	0.16	0	0.00	0.00	0	0	0	0	0.1593		
19	PRATYUSH PATWARI	20000	0.16	0	0.00	0.00	0	0	0	0	0.1585		
20	RAHUL PATWARI	20000	0.16	0	0.00	0.00	0	0	0	0	0.1585		
	TOTAL (A)	4492900	35.61	0.00	0.00	0.00	0.00	0.00	0.00	0.00	35.6147		
(A1)⊗ Boddies Corporate													
1	Nagreka Synthetics Pvt. Ltd	876688	6.9494	0	0.00	0.00	0	0	0	0	6.9494		
2	Nagreka Folls Ltd.	584916	4.6366	0	0.00	0.00	0	0	0	0	4.6366		
3	India Overseas Exports Pvt. Ltd	580000	4.5976	0	0.00	0.00	0	0	0	0	4.5976		
4	Nagreka Exports Limited	115000	0.9116	0	0.00	0.00	0	0	0	0	0.9116		
5	Nagreka Synthetics Pvt. Ltd	63582	0.5040	0	0.00	0.00	0	0	0	0	0.5040		
	TOTAL (B)	2220186	17.5992	0.0000	0.0000	0.0000	0.0000	0.0000	0.0000	0.0000	17.5992		
	TOTAL (A+B)	6713086	53.21	0	0.00	0.00	0	0.0000	0	0.0000	53.2139		


(*) The term "encumbrance" has the same meaning as assigned to it in regulation 28(3) of the SAST Regulations, 2011

(1) Statement showing holding of securities (including shares, warrants, convertible securities) of persons belonging to the category "Public" and holding more than 1% of the total number of shares

Sr. No.	Name of the shareholder	Number of shares held	Shares as a percentage of total number of shares i.e., Grand Total (A)+(B)+(C) indicated in Statement at para (1)(a) above}
(B)	Public Shareholding		
1	INSTITUTIONS		
(a)	Mutual Funds/UTI	nil	nil
(b)	Financial Institutions/ Banks	nil	nil
©	Central/ State Government(s)	nil	nil
(d)	Venture Capital Funds	nil	nil
(e)	Insurance Companies	nil	nil
(f)	Foreign Institutional Investors	nil	nil
(g)	Foreign Venture Capital Investors	nil	nil
(h)	Any Other (specify)	nil	nil
2	NON INSTITUTIONS		
(a)	Bodies Corporate		
1	Agarwal Galvanising Pvt. Ltd.	815423	6.4638
2	Alps Vinyog Pvt. Ltd	431706	3.4221
3	Sri Krishna Vinyog Pvt. Ltd	417569	3.3100
4	Shree Vinyog Pvt. Ltd	328030	2.6003
	TOTAL	1992728	15.7962
(b)	INDIVIDUAL HOLDINGS	nil	nil
©	Any Other	nil	nil
1	Non Residential Individual	nil	nil
2	Foreign Company	nil	nil
3	Trust	nil	nil
4	Foreign National	nil	nil
5	Custodian of Enemy Property	nil	nil


Nagreeka Capital & Infrastructure Limited

Cd. Secretary



(1)(c)(ii) Statement showing holding of securities (including shares, warrants, convertible securities) of persons (together with PAC) belonging to the category "Public" and holding more than 5% of the total number of shares of the company

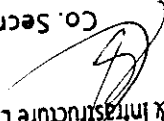
Sr. No.	Name(s) of the shareholder(s) and the Persons Acting in Concert (PAC) with them	Number of shares	Shares as a percentage of total number of shares {i.e., Grand Total (A)+(B)+(C) indicated in Statement at para (1)(a) above}	Details of warrants		Details of convertible securities		Total shares (including underlying shares assuming full conversion of warrants and convertible securities) as a % of diluted share capital
				Number of warrants	As a % total number of warrants of the same class	Number of convertible securities held	% w.r.t total number of convertible securities of the same class	
1	Agarwal Galvanising Pvt. Ltd.	815423	6.4638	nil	nil	nil	nil	6.4638
TOTAL		815423	6.4638	nil	nil	nil	nil	6.4638

Nagreeka Capital & Infrastructure Limited

 Co. Secretary

NAGREEKA CAPITAL & INFRASTRUCTURE LTD.

List of Individual Shareholders holding Nominal share capital in excess of Rs. 1 lakhs as on 31.03.2015

Sr No.	Name of Shareholders	Number of Shares	Percentage of total number of shares
1	RAMAKANT RAMNIWAS KASAT	68132	0.5401
2	GOPAL JHUNJHUNWALA	60500	0.4796
3	SUNIL PRAKASH	55562	0.4404
4	KUNJBIHARI RAMNIWAS KASAT	43000	0.3409
5	MINAKSHI N RUIA NARENDRA M RUIA	42500	0.3369
6	MEENAKSHI N RUIA NARENDRA M RUIA	41900	0.3321
7	SARITA R RUIA RAJENDRA M RUIA	41900	0.3321
8	SARITA R RUIA RAJENDRA M RUIA	40000	0.3171
9	MANGILAL PRAKASH	37025	0.2935
10	VIVEK KAJARIA VANDANA KAJARIA	32401	0.2568
11	PRAVIN KUMAR KAJARIA RACHNA KAJARIA	30029	0.2380
12	AJAY PRAKASH	29183	0.2313
13	VEENA PRAKASH	27569	0.2185
14	NAMITA PRAKASH	27066	0.2145
15	VIJAYBHAI DAHYABHAI PATEL	25885	0.2052
16	PRAKASH JHANZARI	25854	0.2049
17	ARCHIT PRAKASH	25500	0.2021
18	SANJAY PRAKASH	25000	0.1982
19	SANJAY PRAKASH	25000	0.1982
20	VIJAY GUPTA	22453	0.1780
21	SANJEEV KHEMANI	21289	0.1688
22	HEMRAJ CHATURBHUI ASHER YOGESH CHANDRAKANT ASHER SANDEEP HARIDAS ASHER	21092	0.1672
23	RACHNA KAJARIA PRAVIN KUMAR KAJARIA	21000	0.1665
24	ASHOK KUMAR KISHORILAL DAMANI	20500	0.1625
	TOTAL	810340	6.4235

Nagreeka Capital & Infrastructure Limited

 Co. Secretary